

FIA WEC THE PROLOGUE - PAUL RICARD

Friday Afternoon Session

Classification

Nr.	Team	Drivers	Car	Cl	Ty	Time	Lap	Total	Gap	Kph	
1	20 Porsche Team	T. BERNHARD / M. WEBBER / B. HARTLEY	Porsche 919 Hybrid	LMP1 - H	M	1:41.788	42	81	-	204.8	
2	2 Audi Sport Team Joest	M. FÄSSLER / A. LOTTERER / B. TRÉLUYER	Audi R18 e-tron quattro	LMP1 - H	M	1:42.073	30	31	+0.285	204.2	
3	14 Porsche Team	R. DUMAS / N. JANI / M. LIEB	Porsche 919 Hybrid	LMP1 - H	M	1:42.126	22	66	+0.338	204.1	
4	7 Toyota Racing	A. WURZ / S. SARRAZIN / K. NAKAJIMA	Toyota TS 040 - Hybrid	LMP1 - H	M	1:42.356	44	75	+0.568	203.7	
5	1 Audi Sport Team Joest	L. DI GRASSI / L. DUVAL / T. KRISTENSEN	Audi R18 e-tron quattro	LMP1 - H	M	1:42.407	35	46	+0.619	203.6	
6	8 Toyota Racing	A. DAVIDSON / N. LAPIERRE / S. BUEMI	Toyota TS 040 - Hybrid	LMP1 - H	M	1:43.959	32	73	+2.171	200.5	
7	12 Rebellion Racing	N. PROST / N. HEIDFELD / M. BECHE	Lola B12/60 - Toyota	LMP1 - L	M	1:44.806	17	48	+3.018	198.9	
8	13 Rebellion Racing	D. KRAIHAMER / A. BELICCHI / F. LEIMER	Lola B12/60 - Toyota	LMP1 - L	M	1:46.915	49	50	+5.127	195.0	
9	23 Millennium Racing	S. NAKANO	Oreca 03 - Nissan	LMP2	D	1:48.970	31	52	+7.182	191.3	
10	26 G-Drive Racing	R. RUSINOV / O. PLA / J. CANAL	Morgan - Nissan	LMP2	D	1:49.084	42	43	+7.296	191.1	
11	22 Millennium Racing	F. GIROIX / J. MARTIN	Oreca 03 - Nissan	LMP2	D	1:49.432	8	9	+7.644	190.5	
12	47 KCMG	M. HOWSON / R. BRADLEY / T. MATSUDA	Oreca 03 - Nissan	LMP2	D	1:49.722	16	27	+7.934	190.0	
13	27 SMP Racing	S. ZLOBIN / N. MINASSIAN / M. MEDIANI	Oreca 03 - Nissan	LMP2	M	1:49.796	8	31	+8.008	189.9	
14	37 SMP Racing	K. LADYGIN / Y. SHAITAR / A. LADYGIN	Oreca 03 - Nissan	LMP2	M	1:50.321	28	28	+8.533	189.0	
15	92 Porsche Team Manthey	M. HOLZER / F. MAKOWIECKI / R. LIETZ	Porsche 911 RSR	LMGTE Pro	M	1:58.041	34	68	+16.253	176.6	
16	71 AF Corse	D. RIGON / G. BRUNI / J. CALADO	Ferrari F458 Italia	LMGTE Pro	M	1:58.277	21	34	+16.489	176.3	
17	90 8 Star Motorsports	V. POTOLICCHIO / G. RODA / P. RUBERTI	Ferrari F458 Italia	LMGTE Am	M	1:58.507	28	36	+16.719	175.9	
18	81 AF Corse	S. WYATT / M. RUGOLO / S. BIRD	Ferrari F458 Italia	LMGTE Am	M	1:58.545	20	32	+16.757	175.9	
19	52 RAM Racing	M. GRIFFIN / A. PARENTE / J. ROSSITER	Ferrari F458 Italia	LMGTE Pro	M	1:58.679	22	40	+16.891	175.7	
20	88 Proton Competition	C. RIED / K. BACHLER / K. AL QUBAISI	Porsche 911 RSR	LMGTE Am	M	1:59.055	53	55	+17.267	175.1	
21	99 Aston Martin Racing	A. MACDOWALL / D. O'YOUNG / F. REES	Aston Martin Vantage V8	LMGTE Pro	M	1:59.076	35	45	+17.288	175.1	
22	53 RAM Racing	J. MOWLEM / M. PATTERSON / B. COLLINS	Ferrari F458 Italia	LMGTE Am	M	1:59.258	40	62	+17.470	174.8	
23	61 AF Corse	L. PEREZ COMPANC / M. CIOCI / M. YENTURI	Ferrari F458 Italia	LMGTE Am	M	1:59.419	20	37	+17.631	174.6	
24	95 Aston Martin Racing	K. POULSEN / N. THIIIM	Aston Martin Vantage V8	LMGTE Am	M	1:59.457	14	43	+17.669	174.5	
25	75 Prospeed Competition	F. PERRODO / E. COLLARD / M. YAXIVIÈRE	Porsche 911 GT3 RSR	LMGTE Am	M	1:59.573	35	65	+17.785	174.4	
Fastest Lap							Lap 42	Timo BERNHARD		1:41.788	204.8 Kph

Published at:

Track Temp: **12,78 °C**

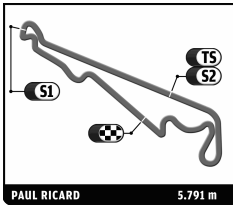
Air Temp: **12,50 °C**

Track Status:

DRY

Race Director:

Timekeeper:



FIA WEC THE PROLOGUE - PAUL RICARD

Friday Morning Session

Classification

Nr.	Team	Drivers	Car	Cl	Ty	Time	Lap	Total	Gap	Kph	
1	2 Audi Sport Team Joest	M. FÄSSLER / A. LOTTERER / B. TRÉLUYER	Audi R18 e-tron quattro	LMP1 - H	M	1:42.788	16	28	-	-	202.8
2	14 Porsche Team	R. DUMAS / N. JANI / M. LIEB	Porsche 919 Hybrid	LMP1 - H	M	1:42.912	10	44	+0.124	+0.124	202.6
3	20 Porsche Team	T. BERNHARD / M. WEBBER / B. HARTLEY	Porsche 919 Hybrid	LMP1 - H	M	1:43.260	21	56	+0.472	+0.348	201.9
4	7 Toyota Racing	A. WURZ / S. SARRAZIN / K. NAKAJIMA	Toyota TS 040 - Hybrid	LMP1 - H	M	1:43.910	34	59	+1.122	+0.650	200.6
5	1 Audi Sport Team Joest	L. DI GRASSI / L. DUVAL / T. KRISTENSEN	Audi R18 e-tron quattro	LMP1 - H	M	1:44.164	27	28	+1.376	+0.254	200.1
6	8 Toyota Racing	A. DAVIDSON / N. LAPIERRE / S. BUEMI	Toyota TS 040 - Hybrid	LMP1 - H	M	1:44.822	44	63	+2.034	+0.658	198.9
7	12 Rebellion Racing	N. PROST / N. HEIDFELD / M. BECHE	Lola B12/60 - Toyota	LMP1 - L	M	1:45.551	33	34	+2.763	+0.729	197.5
8	13 Rebellion Racing	D. KRAIHAMER / A. BELICCHI / F. LEMER	Lola B12/60 - Toyota	LMP1 - L	M	1:47.424	27	28	+4.636	+1.873	194.1
9	22 Millennium Racing	F. GIROIX / J. MARTIN	Oreca 03 - Nissan	LMP2	D	1:49.284	11	46	+6.496	+1.860	190.8
10	27 SMP Racing	S. ZLOBIN / N. MINASSIAN / M. MEDIANI	Oreca 03 - Nissan	LMP2	M	1:50.634	16	28	+7.846	+1.350	188.4
11	37 SMP Racing	K. LADYGIN / V. SHAITAR / A. LADYGIN	Oreca 03 - Nissan	LMP2	M	1:50.781	11	32	+7.993	+0.147	188.2
12	47 KCMG	M. HOWSON / R. BRADLEY / T. MATSUDA	Oreca 03 - Nissan	LMP2	D	1:51.431	9	34	+8.643	+0.650	187.1
13	92 Porsche Team Manthey	M. HOLZER / F. MAKOWIECKI / R. LIETZ	Porsche 911 RSR	LMGTE Pro	M	1:58.080	56	58	+15.292	+6.649	176.6
14	71 AF Corse	D. RIGON / G. BRUNI / J. CALADO	Ferrari F458 Italia	LMGTE Pro	M	1:58.643	15	52	+15.855	+0.563	175.7
15	52 RAM Racing	M. GRIFFIN / A. PARENTE / J. ROSSITER	Ferrari F458 Italia	LMGTE Pro	M	1:58.668	53	54	+15.880	+0.025	175.7
16	90 8 Star Motorsports	V. POTOLICCHIO / G. RODA / P. RUBERTI	Ferrari F458 Italia	LMGTE Am	M	1:58.852	9	54	+16.064	+0.184	175.4
17	61 AF Corse	L. PEREZ COMPANC / M. CIOCI / M. VENTURI	Ferrari F458 Italia	LMGTE Am	M	1:58.970	4	68	+16.182	+0.118	175.2
18	81 AF Corse	S. WYATT / M. RUGOLO / S. BIRD	Ferrari F458 Italia	LMGTE Am	M	1:59.053	51	58	+16.265	+0.083	175.1
19	75 Prospeed Competition	F. FERRODO / E. COLLARD / M. YAXIVIÈRE	Porsche 911 GT3 RSR	LMGTE Am	M	1:59.113	32	55	+16.325	+0.060	175.0
20	53 RAM Racing	J. MOWLEM / M. PATTERSON / B. COLLINS	Ferrari F458 Italia	LMGTE Am	M	1:59.138	60	62	+16.350	+0.025	175.0
21	95 Aston Martin Racing	K. POULSEN / N. THIMM	Aston Martin Vantage V8	LMGTE Am	M	1:59.575	41	46	+16.787	+0.437	174.3
22	99 Aston Martin Racing	A. MACDOWALL / D. OYOUNG / F. REES	Aston Martin Vantage V8	LMGTE Pro	M	1:59.823	14	33	+17.035	+0.248	174.0
23	88 Proton Competition	C. RIED / K. BACHLER / K. AL QUBAISI	Porsche 911 RSR	LMGTE Am	M	2:01.149	24	38	+18.361	+1.326	172.1
24	23 Millennium Racing	S. NAKANO	Oreca 03 - Nissan	LMP2	D						
25	26 G-Drive Racing	R. RUSINOV / O. PLA / J. CANAL	Morgan - Nissan	LMP2	D			3			

Fastest Lap	Lap 16	Marcel FÄSSLER	1:42.788	202.8 Kph
--------------------	--------	----------------	-----------------	-----------

Published at:

Track Temp: **15,00 °C**

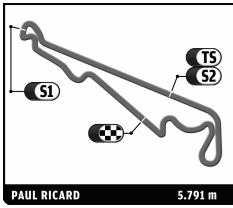
Air Temp: **13,17 °C**

Track Status:

DRY

Race Director:

Timekeeper:



FIA WEC

THE PROLOGUE - PAUL RICARD

Friday Night Session

Classification

Nr.	Team	Drivers	Car	Cl	Ty	Time	Lap	Total	Gap	Kph
1	20 Porsche Team	T. BERNHARD / M. WEBBER / B. HARTLEY	Porsche 919 Hybrid	LMP1 - H	M	1:41.289	3	55	-	205.8
2	14 Porsche Team	R. DUMAS / N. JANI / M. LIEB	Porsche 919 Hybrid	LMP1 - H	M	1:42.426	18	57	+1.137	203.5
3	7 Toyota Racing	A. WURZ / S. SARRAZIN / K. NAKAJIMA	Toyota TS 040 - Hybrid	LMP1 - H	M	1:42.841	41	51	+1.552	202.7
4	2 Audi Sport Team Joest	M. FÄSSLER / A. LOTTERER / B. TRÉLUYER	Audi R18 e-tron quattro	LMP1 - H	M	1:43.220	5	41	+1.931	202.0
5	8 Toyota Racing	A. DAVIDSON / N. LAPIERRE / S. BUEMI	Toyota TS 040 - Hybrid	LMP1 - H	M	1:43.700	32	51	+2.411	201.0
6	23 Millennium Racing	S. NAKANO	Oreca 03 - Nissan	LMP2	D	1:49.246	5	12	+7.957	190.8
7	1 Audi Sport Team Joest	L. DI GRASSI / L. DUVAL / T. KRISTENSEN	Audi R18 e-tron quattro	LMP1 - H	M	1:49.537	2	3	+8.248	190.3
8	27 SMP Racing	S. ZLOBIN / N. MINASSIAN / M. MEDIANI	Oreca 03 - Nissan	LMP2	M	1:49.853	3	39	+8.564	189.8
9	37 SMP Racing	K. LADYGIN / V. SHAITAR / A. LADYGIN	Oreca 03 - Nissan	LMP2	M	1:50.696	29	32	+9.407	188.3
10	26 G-Drive Racing	R. RUSINOV / O. PLA / J. CANAL	Morgan - Nissan	LMP2	D	1:51.212	13	21	+9.923	187.5
11	88 Proton Competition	C. RIED / K. BACHLER / K. AL QUBAISI	Porsche 911 RSR	LMGTE Am	M	1:58.662	7	13	+17.373	175.7
12	71 AF Corse	D. RIGON / G. BRUNI / J. CALADO	Ferrari F458 Italia	LMGTE Pro	M	1:58.986	20	36	+17.697	175.2
13	52 RAM Racing	M. GRIFFIN / A. PARENTE / J. ROSSITER	Ferrari F458 Italia	LMGTE Pro	M	1:59.106	7	26	+17.817	175.0
14	99 Aston Martin Racing	A. MACDOWALL / D. O'YOUNG / F. REES	Aston Martin Vantage V8	LMGTE Pro	M	2:00.607	28	32	+19.318	172.9
15	61 AF Corse	L. PEREZ COMPANC / M. CIOCI / M. VENTURI	Ferrari F458 Italia	LMGTE Am	M	2:01.643	19	19	+20.354	171.4
16	53 RAM Racing	J. MOWLEM / M. PATTERSON / B. COLLINS	Ferrari F458 Italia	LMGTE Am	M	2:02.521	20	22	+21.232	170.2
17	81 AF Corse	S. WYATT / M. RUGOLO / S. BIRD	Ferrari F458 Italia	LMGTE Am	M	2:02.814	7	7	+21.525	169.7
18	12 Rebellion Racing	N. PROST / N. HEIDFELD / M. BECHE	Lola B12/60 - Toyota	LMP1 - L	M					
19	13 Rebellion Racing	D. KRAIHAMER / A. BELICCHI / F. LEIMER	Lola B12/60 - Toyota	LMP1 - L	M					
20	22 Millennium Racing	F. GIROIX / J. MARTIN	Oreca 03 - Nissan	LMP2	D					
21	47 KCMG	M. HOWSON / R. BRADLEY / T. MATSUDA	Oreca 03 - Nissan	LMP2	D					
22	75 Prospeed Competition	F. PERRODO / E. COLLARD / M. YAXIVIÈRE	Porsche 911 GT3 RSR	LMGTE Am	M					
23	90 8 Star Motorsports	V. POTOLICCHIO / G. RODA / P. RUBERTI	Ferrari F458 Italia	LMGTE Am	M					
24	92 Porsche Team Manthey	M. HOLZER / F. MAKOWIECKI / R. LIETZ	Porsche 911 RSR	LMGTE Pro	M					
25	95 Aston Martin Racing	K. POULSEN / N. THIMM	Aston Martin Vantage V8	LMGTE Am	M					

Fastest Lap	Lap 3	Brendon HARTLEY	1:41.289	205.8 Kph
--------------------	-------	-----------------	-----------------	-----------

Published at:

Track Temp: **10,00 °C**

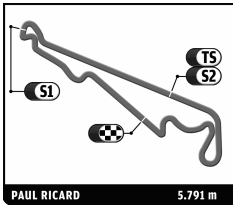
Air Temp: **7,94 °C**

Track Status:

DRY

Race Director:

Timekeeper:



FIA WEC

THE PROLOGUE - PAUL RICARD

Saturday Afternoon Session

Classification

Nr.	Team	Drivers	Car	Cl	Ty	Time	Lap	Total	Gap	Kph
1	2 Audi Sport Team Joest	M. FÄSSLER / A. LOTTERER / B. TRÉLUYER	Audi R18 e-tron quattro	LMP1 - H	M	1:43.423	13	25	-	201.6
2	8 Toyota Racing	A. DAVIDSON / N. LAPIERRE / S. BUEMI	Toyota TS 040 - Hybrid	LMP1 - H	M	1:43.615	48	56	+0.192	201.2
3	20 Porsche Team	T. BERNHARD / M. WEBBER / B. HARTLEY	Porsche 919 Hybrid	LMP1 - H	M	1:43.990	33	62	+0.567	200.5
4	14 Porsche Team	R. DUMAS / N. JANI / M. LIEB	Porsche 919 Hybrid	LMP1 - H	M	1:44.117	10	16	+0.694	200.2
5	7 Toyota Racing	A. WURZ / S. SARRAZIN / K. NAKAJIMA	Toyota TS 040 - Hybrid	LMP1 - H	M	1:44.954	64	71	+1.531	198.6
6	1 Audi Sport Team Joest	L. DI GRASSI / L. DUVAL / T. KRISTENSEN	Audi R18 e-tron quattro	LMP1 - H	M	1:45.621	15	19	+2.198	197.4
7	12 Rebellion Racing	N. PROST / N. HEIDFELD / M. BECHE	Lola B12/60 - Toyota	LMP1 - L	M	1:48.914	42	44	+5.491	191.4
8	13 Rebellion Racing	D. KRAIHAMER / A. BELICCHI / F. LEIMER	Lola B12/60 - Toyota	LMP1 - L	M	1:49.052	24	45	+5.629	191.2
9	47 KCMG	M. HOWSON / R. BRADLEY / T. MATSUDA	Oreca 03 - Nissan	LMP2	D	1:51.071	31	37	+7.648	187.7
10	27 SMP Racing	S. ZLOBIN / N. MINASSIAN / M. MEDIANI	Oreca 03 - Nissan	LMP2	M	1:54.303	5	18	+10.880	182.4
11	37 SMP Racing	K. LADYGIN / V. SHAITAR / A. LADYGIN	Oreca 03 - Nissan	LMP2	M	1:55.080	10	10	+11.657	181.2
12	88 Proton Competition	C. RIED / K. BACHLER / K. AL QUBAISI	Porsche 911 RSR	LMGTE Am	M	1:59.042	11	54	+15.619	175.1
13	71 AF Corse	D. RIGON / G. BRUNI / J. CALADO	Ferrari F458 Italia	LMGTE Pro	M	1:59.701	19	26	+16.278	174.2
14	61 AF Corse	L. PEREZ COMPANC / M. CIOCI / M. VENTURI	Ferrari F458 Italia	LMGTE Am	M	2:01.394	18	20	+17.971	171.7
15	75 Prospeed Competition	F. FERRODO / E. COLLARD / M. YAXIVIÈRE	Porsche 911 GT3 RSR	LMGTE Am	M	2:01.837	9	23	+18.414	171.1
16	99 Aston Martin Racing	A. MACDOWALL / D. O'YOUNG / F. REES	Aston Martin Vantage V8	LMGTE Pro	M	2:02.409	6	16	+18.986	170.3
17	53 RAM Racing	J. MOWLEM / M. PATTERSON / B. COLLINS	Ferrari F458 Italia	LMGTE Am	M	2:03.897	22	32	+20.474	168.3
18	22 Millennium Racing	F. GIROIX / J. MARTIN	Oreca 03 - Nissan	LMP2	D					
19	23 Millennium Racing	S. NAKANO	Oreca 03 - Nissan	LMP2	D					
20	26 G-Drive Racing	R. RUSINOV / O. PLA / J. CANAL	Morgan - Nissan	LMP2	D					
21	52 RAM Racing	M. GRIFFIN / A. PARENTE / J. ROSSITER	Ferrari F458 Italia	LMGTE Pro	M					
22	81 AF Corse	S. WYATT / M. RUGOLO / S. BIRD	Ferrari F458 Italia	LMGTE Am	M					
23	90 8 Star Motorsports	V. POTOLICCHIO / G. RODA / P. RUBERTI	Ferrari F458 Italia	LMGTE Am	M					
24	92 Porsche Team Manthey	M. HOLZER / F. MAKOWIECKI / R. LIETZ	Porsche 911 RSR	LMGTE Pro	M					
25	95 Aston Martin Racing	K. POULSEN / N. THIMM	Aston Martin Vantage V8	LMGTE Am	M					

Fastest Lap	Lap 13	Benoit TRÉLUYER	1:43.423	201.6 Kph
--------------------	--------	-----------------	-----------------	-----------

Published at:

Track Temp: **16,67 °C**

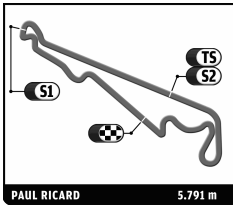
Air Temp: **15,33 °C**

Track Status:

DRY

Race Director:

Timekeeper:



FIA WEC THE PROLOGUE - PAUL RICARD

Saturday Morning Session

Classification

Nr.	Team	Drivers	Car	Cl	Ty	Time	Lap	Total	Gap	Kph
1	1 Audi Sport Team Joest	L. DI GRASSI / L. DUVAL / T. KRISTENSEN	Audi R18 e-tron quattro	LMP1 - H	M	1:43.017	20	48	-	202.4
2	14 Porsche Team	R. DUMAS / N. JANI / M. LIEB	Porsche 919 Hybrid	LMP1 - H	M	1:43.341	31	97	+0.324	201.7
3	20 Porsche Team	T. BERNHARD / M. WEBBER / B. HARTLEY	Porsche 919 Hybrid	LMP1 - H	M	1:43.344	11	80	+0.327	201.7
4	8 Toyota Racing	A. DAVIDSON / N. LAPIERRE / S. BUEMI	Toyota TS 040 - Hybrid	LMP1 - H	M	1:43.764	17	71	+0.747	200.9
5	2 Audi Sport Team Joest	M. FÄSSLER / A. LOTTERER / B. TRÉLUYER	Audi R18 e-tron quattro	LMP1 - H	M	1:43.974	15	23	+0.957	200.5
6	7 Toyota Racing	A. WURZ / S. SARRAZIN / K. NAKAJIMA	Toyota TS 040 - Hybrid	LMP1 - H	M	1:44.069	39	97	+1.052	200.3
7	12 Rebellion Racing	N. PROST / N. HEIDFELD / M. BECHE	Lola B12/60 - Toyota	LMP1 - L	M	1:47.726	39	64	+4.709	193.5
8	13 Rebellion Racing	D. KRAIHAMER / A. BELICCHI / F. LEIMER	Lola B12/60 - Toyota	LMP1 - L	M	1:48.238	9	59	+5.221	192.6
9	27 SMP Racing	S. ZLOBIN / N. MINASSIAN / M. MEDIANI	Oreca 03 - Nissan	LMP2	M	1:51.318	19	39	+8.301	187.3
10	37 SMP Racing	K. LADYGIN / V. SHAITAR / A. LADYGIN	Oreca 03 - Nissan	LMP2	M	1:51.652	17	40	+8.635	186.7
11	26 G-Drive Racing	R. RUSINOV / O. PLA / J. CANAL	Morgan - Nissan	LMP2	D	1:51.698	15	22	+8.681	186.6
12	47 KCMG	M. HOWSON / R. BRADLEY / T. MATSUDA	Oreca 03 - Nissan	LMP2	D	1:51.814	7	48	+8.797	186.4
13	92 Porsche Team Manthey	M. HOLZER / F. MAKOWIECKI / R. LIETZ	Porsche 911 RSR	LMGTE Pro	M	1:58.329	33	78	+15.312	176.2
14	75 Prospeed Competition	F. PERRODO / E. COLLARD / M. YAXIVIÈRE	Porsche 911 GT3 RSR	LMGTE Am	M	1:58.641	25	56	+15.624	175.7
15	52 RAM Racing	M. GRIFFIN / A. PARENTE / J. ROSSITER	Ferrari F458 Italia	LMGTE Pro	M	1:58.817	16	29	+15.800	175.5
16	71 AF Corse	D. RIGON / G. BRUNI / J. CALADO	Ferrari F458 Italia	LMGTE Pro	M	1:58.990	42	42	+15.973	175.2
17	88 Proton Competition	C. RIED / K. BACHLER / K. AL QUBAISI	Porsche 911 RSR	LMGTE Am	M	1:59.617	30	37	+16.600	174.3
18	81 AF Corse	S. WYATT / M. RUGOLO / S. BIRD	Ferrari F458 Italia	LMGTE Am	M	1:59.682	12	38	+16.665	174.2
19	61 AF Corse	L. PEREZ COMPANC / M. CIOCI / M. VENTURI	Ferrari F458 Italia	LMGTE Am	M	2:00.007	46	63	+16.990	173.7
20	90 8 Star Motorsports	V. POTOLICCHIO / G. RODA / P. RUBERTI	Ferrari F458 Italia	LMGTE Am	M	2:00.197	13	24	+17.180	173.4
21	95 Aston Martin Racing	K. POULSEN / N. THIIM	Aston Martin Vantage V8	LMGTE Am	M	2:00.564	18	49	+17.547	172.9
22	99 Aston Martin Racing	A. MACDOWALL / D. OYOUNG / F. REES	Aston Martin Vantage V8	LMGTE Pro	M	2:00.822	18	27	+17.805	172.5
23	22 Millennium Racing	F. GIROIX / J. MARTIN	Oreca 03 - Nissan	LMP2	D					
24	23 Millennium Racing	S. NAKANO	Oreca 03 - Nissan	LMP2	D					
25	53 RAM Racing	J. MOWLEM / M. PATTERSON / B. COLLINS	Ferrari F458 Italia	LMGTE Am	M			2		

Fastest Lap Lap 20 Tom KRISTENSEN **1:43.017** 202.4 Kph

Published at:

Track Temp: **16,11 °C**

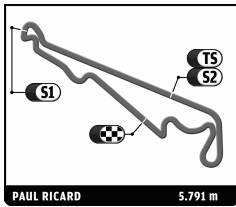
Air Temp: **16,39 °C**

Track Status:

DRY

Race Director:

Timekeeper:



FIA WEC

THE PROLOGUE - PAUL RICARD

Friday Afternoon Session

Classification by Class

Nr.	Team	Drivers	Car	Ty	Time	Lap	Total	Gap	Kph
LMP1									
1	20 Porsche Team	T. BERNHARD / M. WEBBER / B. HARTLEY	Porsche 919 Hybrid	H M	1:41.788	42	81		204.8
2	2 Audi Sport Team Joest	M. FÄSSLER / A. LOTTERER / B. TRÉLUYER	Audi R18 e-tron quattro	H M	1:42.073	30	31	+0.285	+0.285 204.2
3	14 Porsche Team	R. DUMAS / N. JANI / M. LIEB	Porsche 919 Hybrid	H M	1:42.126	22	66	+0.338	+0.053 204.1
4	7 Toyota Racing	A. WURZ / S. SARRAZIN / K. NAKAJIMA	Toyota TS 040 - Hybrid	H M	1:42.356	44	75	+0.568	+0.230 203.7
5	1 Audi Sport Team Joest	L. DI GRASSI / L. DUVAL / T. KRISTENSEN	Audi R18 e-tron quattro	H M	1:42.407	35	46	+0.619	+0.051 203.6
6	8 Toyota Racing	A. DAVIDSON / N. LAPIERRE / S. BUEMI	Toyota TS 040 - Hybrid	H M	1:43.959	32	73	+2.171	+1.552 200.5
7	12 Rebellion Racing	N. PROST / N. HEIDFELD / M. BECHE	Lola B12/60 - Toyota	L M	1:44.806	17	48	+3.018	+0.847 198.9
8	13 Rebellion Racing	D. KRAIHAMER / A. BELICCHI / F. LEIMER	Lola B12/60 - Toyota	L M	1:46.915	49	50	+5.127	+2.109 195.0
LMP2									
1	23 Millennium Racing	S. NAKANO	Oreca 03 - Nissan	D	1:48.970	31	52		191.3
2	26 G-Drive Racing	R. RUSINOV / O. PLA / J. CANAL	Morgan - Nissan	D	1:49.084	42	43	+0.114	+0.114 191.1
3	22 Millennium Racing	F. GIROIX / J. MARTIN	Oreca 03 - Nissan	D	1:49.432	8	9	+0.462	+0.348 190.5
4	47 KCMG	M. HOWSON / R. BRADLEY / T. MATSUDA	Oreca 03 - Nissan	D	1:49.722	16	27	+0.752	+0.290 190.0
5	27 SMP Racing	S. ZLOBIN / N. MINASSIAN / M. MEDIANI	Oreca 03 - Nissan	M	1:49.796	8	31	+0.826	+0.074 189.9
6	37 SMP Racing	K. LADYGIN / V. SHAITAR / A. LADYGIN	Oreca 03 - Nissan	M	1:50.321	28	28	+1.351	+0.525 189.0
LMGTE Pro									
1	92 Porsche Team Manthey	M. HOLZER / F. MAKOWIECKI / R. LIETZ	Porsche 911 RSR	M	1:58.041	34	68		176.6
2	71 AF Corse	D. RIGON / G. BRUNI / J. CALADO	Ferrari F458 Italia	M	1:58.277	21	34	+0.236	+0.236 176.3
3	52 RAM Racing	M. GRIFFIN / A. PARENTE / J. ROSSITER	Ferrari F458 Italia	M	1:58.679	22	40	+0.638	+0.402 175.7
4	99 Aston Martin Racing	A. MACDOWALL / D. O'YOUNG / F. REES	Aston Martin Vantage V8	M	1:59.076	35	45	+1.035	+0.397 175.1
LMGTE Am									
1	90 8 Star Motorsports	V. POTOLICCHIO / G. RODA / P. RUBERTI	Ferrari F458 Italia	M	1:58.507	28	36		175.9
2	81 AF Corse	S. WYATT / M. RUGOLO / S. BIRD	Ferrari F458 Italia	M	1:58.545	20	32	+0.038	+0.038 175.9
3	88 Proton Competition	C. RIED / K. BACHLER / K. AL QUBAISI	Porsche 911 RSR	M	1:59.055	53	55	+0.548	+0.510 175.1
4	53 RAM Racing	J. MOWLEM / M. PATTERSON / B. COLLINS	Ferrari F458 Italia	M	1:59.258	40	62	+0.751	+0.203 174.8
5	61 AF Corse	L. PEREZ COMPANC / M. CIOCI / M. VENTURI	Ferrari F458 Italia	M	1:59.419	20	37	+0.912	+0.161 174.6
6	95 Aston Martin Racing	K. POULSEN / N. THIIH	Aston Martin Vantage V8	M	1:59.457	14	43	+0.950	+0.038 174.5
7	75 Prospeed Competition	F. FERRODO / E. COLLARD / M. YAXIVIÈRE	Porsche 911 GT3 RSR	M	1:59.573	35	65	+1.066	+0.116 174.4

Published at:

Track Temp: **12,78 °C**

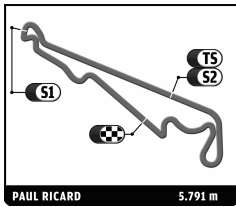
Air Temp: **12,50 °C**

Track Status:

DRY

Race Director:

Timekeeper:



FIA WEC

THE PROLOGUE - PAUL RICARD

Friday Morning Session

Classification by Class

Nr.	Team	Drivers	Car	Ty	Time	Lap	Total	Gap	Kph
LMP1									
1	2 Audi Sport Team Joest	M. FÄSSLER / A. LOTTERER / B. TRÉLUYER	Audi R18 e-Iron quattro	H M	1:42.788	16	28		202.8
2	14 Porsche Team	R. DUMAS / N. JANI / M. LIEB	Porsche 919 Hybrid	H M	1:42.912	10	44	+0.124	+0.124 202.6
3	20 Porsche Team	T. BERNHARD / M. WEBBER / B. HARTLEY	Porsche 919 Hybrid	H M	1:43.260	21	56	+0.472	+0.348 201.9
4	7 Toyota Racing	A. WURZ / S. SARRAZIN / K. NAKAJIMA	Toyota TS 040 - Hybrid	H M	1:43.910	34	59	+1.122	+0.650 200.6
5	1 Audi Sport Team Joest	L. DI GRASSI / L. DUVAL / T. KRISTENSEN	Audi R18 e-Iron quattro	H M	1:44.164	27	28	+1.376	+0.254 200.1
6	8 Toyota Racing	A. DAVIDSON / N. LAPIERRE / S. BUEMI	Toyota TS 040 - Hybrid	H M	1:44.822	44	63	+2.034	+0.658 198.9
7	12 Rebellion Racing	N. PROST / N. HEIDFELD / M. BECHE	Lola B12/60 - Toyota	L M	1:45.551	33	34	+2.763	+0.729 197.5
8	13 Rebellion Racing	D. KRAIHAMER / A. BELICCHI / F. LEMER	Lola B12/60 - Toyota	L M	1:47.424	27	28	+4.636	+1.873 194.1
LMP2									
1	22 Millennium Racing	F. GIROIX / J. MARTIN	Oreca 03 - Nissan	D	1:49.284	11	46		190.8
2	27 SMP Racing	S. ZLOBIN / N. MINASSIAN / M. MEDIANI	Oreca 03 - Nissan	M	1:50.634	16	28	+1.350	+1.350 188.4
3	37 SMP Racing	K. LADYGIN / V. SHAITAR / A. LADYGIN	Oreca 03 - Nissan	M	1:50.781	11	32	+1.497	+0.147 188.2
4	47 KCMG	M. HOWSON / R. BRADLEY / T. MATSUDA	Oreca 03 - Nissan	D	1:51.431	9	34	+2.147	+0.650 187.1
5	23 Millennium Racing	S. NAKANO	Oreca 03 - Nissan	D					
6	26 G-Drive Racing	R. RUSINOV / O. PLA / J. CANAL	Morgan - Nissan	D			3		
LMGTE Pro									
1	92 Porsche Team Manthey	M. HOLZER / F. MAKOWIECKI / R. LIETZ	Porsche 911 RSR	M	1:58.080	56	58		176.6
2	71 AF Corse	D. RIGON / G. BRUNI / J. CALADO	Ferrari F458 Italia	M	1:58.643	15	52	+0.563	+0.563 175.7
3	52 RAM Racing	M. GRIFFIN / A. PARENTE / J. ROSSITER	Ferrari F458 Italia	M	1:58.668	53	54	+0.588	+0.025 175.7
4	99 Aston Martin Racing	A. MACDOWALL / D. O'YOUNG / F. REES	Aston Martin Vantage V8	M	1:59.823	14	33	+1.743	+1.155 174.0
LMGTE Am									
1	90 8 Star Motorsports	V. POTOLICCHIO / G. RODA / P. RUBERTI	Ferrari F458 Italia	M	1:58.852	9	54		175.4
2	61 AF Corse	L. PEREZ COMPANC / M. CIOCI / M. VENTURI	Ferrari F458 Italia	M	1:58.970	4	68	+0.118	+0.118 175.2
3	81 AF Corse	S. WYATT / M. RUGOLO / S. BIRD	Ferrari F458 Italia	M	1:59.053	51	58	+0.201	+0.083 175.1
4	75 Prospeed Competition	F. PERRODO / E. COLLARD / M. VAXIVIÈRE	Porsche 911 GT3 RSR	M	1:59.113	32	55	+0.261	+0.060 175.0
5	53 RAM Racing	J. MOWLEM / M. PATTERSON / B. COLLINS	Ferrari F458 Italia	M	1:59.138	60	62	+0.286	+0.025 175.0
6	95 Aston Martin Racing	K. POULSEN / N. THIIH	Aston Martin Vantage V8	M	1:59.575	41	46	+0.723	+0.437 174.3
7	88 Proton Competition	C. RIED / K. BACHLER / K. AL QUBAISI	Porsche 911 RSR	M	2:01.149	24	38	+2.297	+1.574 172.1

Published at:

Track Temp: **15,00 °C**

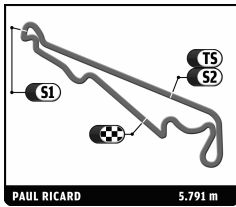
Air Temp: **13,17 °C**

Track Status:

DRY

Race Director:

Timekeeper:



FIA WEC
THE PROLOGUE - PAUL RICARD
 Friday Night Session
 Classification by Class

Nr.	Team	Drivers	Car	Ty	Time	Lap	Total	Gap	Kph
LMP1									
1	20 Porsche Team	T. BERNHARD / M. WEBBER / B. HARTLEY	Porsche 919 Hybrid	H M	1:41.289	3	55		205.8
2	14 Porsche Team	R. DUMAS / N. JANI / M. LIEB	Porsche 919 Hybrid	H M	1:42.426	18	57	+1.137 +1.137	203.5
3	7 Toyota Racing	A. WURZ / S. SARRAZIN / K. NAKAJIMA	Toyota TS 040 - Hybrid	H M	1:42.841	41	51	+1.552 +0.415	202.7
4	2 Audi Sport Team Joest	M. FÄSSLER / A. LOTTERER / B. TRÉLUYER	Audi R18 e-tron quattro	H M	1:43.220	5	41	+1.931 +0.379	202.0
5	8 Toyota Racing	A. DAVIDSON / N. LAPIERRE / S. BUEMI	Toyota TS 040 - Hybrid	H M	1:43.700	32	51	+2.411 +0.480	201.0
6	1 Audi Sport Team Joest	L. DI GRASSI / L. DUVAL / T. KRISTENSEN	Audi R18 e-tron quattro	H M	1:49.537	2	3	+8.248 +5.837	190.3
7	12 Rebellion Racing	N. PROST / N. HEIDFELD / M. BECHE	Lola B12/60 - Toyota	L M					
8	13 Rebellion Racing	D. KRAIHAMER / A. BELICCHI / F. LEIMER	Lola B12/60 - Toyota	L M					
LMP2									
1	23 Millennium Racing	S. NAKANO	Oreca 03 - Nissan	D	1:49.246	5	12		190.8
2	27 SMP Racing	S. ZLOBIN / N. MINASSIAN / M. MEDIANI	Oreca 03 - Nissan	M	1:49.853	3	39	+0.607 +0.607	189.8
3	37 SMP Racing	K. LADYGIN / V. SHAITAR / A. LADYGIN	Oreca 03 - Nissan	M	1:50.696	29	32	+1.450 +0.843	188.3
4	26 G-Drive Racing	R. RUSINOV / O. PLA / J. CANAL	Morgan - Nissan	D	1:51.212	13	21	+1.966 +0.516	187.5
5	22 Millennium Racing	F. GIROIX / J. MARTIN	Oreca 03 - Nissan	D					
6	47 KCMG	M. HOWSON / R. BRADLEY / T. MATSUDA	Oreca 03 - Nissan	D					
LMGTE Pro									
1	71 AF Corse	D. RIGON / G. BRUNI / J. CALADO	Ferrari F458 Italia	M	1:58.986	20	36		175.2
2	52 RAM Racing	M. GRIFFIN / A. PARENTE / J. ROSSITER	Ferrari F458 Italia	M	1:59.106	7	26	+0.120 +0.120	175.0
3	99 Aston Martin Racing	A. MACDOWALL / D. O'YOUNG / F. REES	Aston Martin Vantage V8	M	2:00.607	28	32	+1.621 +1.501	172.9
4	92 Porsche Team Manthey	M. HOLZER / F. MAKOWIECKI / R. LIETZ	Porsche 911 RSR	M					
LMGTE Am									
1	88 Proton Competition	C. RIED / K. BACHLER / K. AL QUBAISI	Porsche 911 RSR	M	1:58.662	7	13		175.7
2	61 AF Corse	L. PEREZ COMPANC / M. CIOCI / M. VENTURI	Ferrari F458 Italia	M	2:01.643	19	19	+2.981 +2.981	171.4
3	53 RAM Racing	J. MOWLEM / M. PATTERSON / B. COLLINS	Ferrari F458 Italia	M	2:02.521	20	22	+3.859 +0.878	170.2
4	81 AF Corse	S. WYATT / M. RUGOLO / S. BIRD	Ferrari F458 Italia	M	2:02.814	7	7	+4.152 +0.293	169.7
5	75 Prospeed Competition	F. PERRODO / E. COLLARD / M. VAXIVIÈRE	Porsche 911 GT3 RSR	M					
6	90 8 Star Motorsports	V. POTOLICCHIO / G. RODA / P. RUBERTI	Ferrari F458 Italia	M					
7	95 Aston Martin Racing	K. POULSEN / N. THIIM	Aston Martin Vantage V8	M					

Published at:

Track Temp: **10,00 °C**

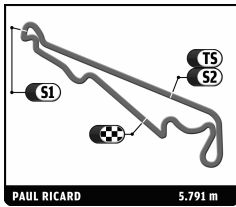
Air Temp: **7,94 °C**

Track Status:

DRY

Race Director:

Timekeeper:



FIA WEC THE PROLOGUE - PAUL RICARD

Saturday Afternoon Session

Classification by Class

Nr.	Team	Drivers	Car	Ty	Time	Lap	Total	Gap	Kph
LMP1									
1	2 Audi Sport Team Joest	M. FÄSSLER / A. LOTTERER / B. TRÉLUYER	Audi R18 e-Iron quattro	H M	1:43.423	13	25		201.6
2	8 Toyota Racing	A. DAVIDSON / N. LAPIERRE / S. BUEMI	Toyota TS 040 - Hybrid	H M	1:43.615	48	56	+0.192	+0.192 201.2
3	20 Porsche Team	T. BERNHARD / M. WEBBER / B. HARTLEY	Porsche 919 Hybrid	H M	1:43.990	33	62	+0.567	+0.375 200.5
4	14 Porsche Team	R. DUMAS / N. JANI / M. LIEB	Porsche 919 Hybrid	H M	1:44.117	10	16	+0.694	+0.127 200.2
5	7 Toyota Racing	A. WURZ / S. SARRAZIN / K. NAKAJIMA	Toyota TS 040 - Hybrid	H M	1:44.954	64	71	+1.531	+0.837 198.6
6	1 Audi Sport Team Joest	L. DI GRASSI / L. DUVAL / T. KRISTENSEN	Audi R18 e-Iron quattro	H M	1:45.621	15	19	+2.198	+0.667 197.4
7	12 Rebellion Racing	N. PROST / N. HEIDFELD / M. BECHE	Lola B12/60 - Toyota	L M	1:48.914	42	44	+5.491	+3.293 191.4
8	13 Rebellion Racing	D. KRAIHAMER / A. BELICCHI / F. LEIMER	Lola B12/60 - Toyota	L M	1:49.052	24	45	+5.629	+0.138 191.2
LMP2									
1	47 KCMG	M. HOWSON / R. BRADLEY / T. MATSUDA	Oreca 03 - Nissan	D	1:51.071	31	37		187.7
2	27 SMP Racing	S. ZLOBIN / N. MINASSIAN / M. MEDJANI	Oreca 03 - Nissan	M	1:54.303	5	18	+3.232	+3.232 182.4
3	37 SMP Racing	K. LADYGIN / V. SHAITAR / A. LADYGIN	Oreca 03 - Nissan	M	1:55.080	10	10	+4.009	+0.777 181.2
4	22 Millennium Racing	F. GIROIX / J. MARTIN	Oreca 03 - Nissan	D					
5	23 Millennium Racing	S. NAKANO	Oreca 03 - Nissan	D					
6	26 G-Drive Racing	R. RUSINOV / O. PLA / J. CANAL	Morgan - Nissan	D					
LMGTE Pro									
1	71 AF Corse	D. RIGON / G. BRUNI / J. CALADO	Ferrari F458 Italia	M	1:59.701	19	26		174.2
2	99 Aston Martin Racing	A. MACDOWALL / D. O'YOUNG / F. REES	Aston Martin Vantage V8	M	2:02.409	6	16	+2.708	+2.708 170.3
3	52 RAM Racing	M. GRIFFIN / A. PARENTE / J. ROSSITER	Ferrari F458 Italia	M					
4	92 Porsche Team Manthey	M. HOLZER / F. MAKOWIECKI / R. LIETZ	Porsche 911 RSR	M					
LMGTE Am									
1	88 Proton Competition	C. RIED / K. BACHLER / K. AL QUBAISI	Porsche 911 RSR	M	1:59.042	11	54		175.1
2	61 AF Corse	L. PEREZ COMPANC / M. CIOCI / M. VENTURI	Ferrari F458 Italia	M	2:01.394	18	20	+2.352	+2.352 171.7
3	75 Prospeed Competition	F. FERRODO / E. COLLARD / M. VAXIVIÈRE	Porsche 911 GT3 RSR	M	2:01.837	9	23	+2.795	+0.443 171.1
4	53 RAM Racing	J. MOWLEM / M. PATTERSON / B. COLLINS	Ferrari F458 Italia	M	2:03.897	22	32	+4.855	+2.060 168.3
5	81 AF Corse	S. WYATT / M. RUGOLO / S. BIRD	Ferrari F458 Italia	M					
6	90 8 Star Motorsports	V. POTOLICCHIO / G. RODA / P. RUBERTI	Ferrari F458 Italia	M					
7	95 Aston Martin Racing	K. POULSEN / N. THIIM	Aston Martin Vantage V8	M					

Published at:

Track Temp: **16,67 °C**

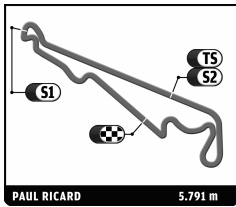
Air Temp: **15,33 °C**

Track Status:

DRY

Race Director:

Timekeeper:



FIA WEC
THE PROLOGUE - PAUL RICARD
Saturday Morning Session
Classification by Class

Nr.	Team	Drivers	Car	Ty	Time	Lap	Total	Gap	Kph
LMP1									
1	1 Audi Sport Team Joest	L. DI GRASSI / L. DUVAL / T. KRISTENSEN	Audi R18 e-Iron quattro	H M	1:43.017	20	48		202.4
2	14 Porsche Team	R. DUMAS / N. JANI / M. LIEB	Porsche 919 Hybrid	H M	1:43.341	31	97	+0.324	+0.324 201.7
3	20 Porsche Team	T. BERNHARD / M. WEBBER / B. HARTLEY	Porsche 919 Hybrid	H M	1:43.344	11	80	+0.327	+0.003 201.7
4	8 Toyota Racing	A. DAVIDSON / N. LAPIERRE / S. BUEMI	Toyota TS 040 - Hybrid	H M	1:43.764	17	71	+0.747	+0.420 200.9
5	2 Audi Sport Team Joest	M. FÄSSLER / A. LOTTERER / B. TRÉLUYER	Audi R18 e-Iron quattro	H M	1:43.974	15	23	+0.957	+0.210 200.5
6	7 Toyota Racing	A. WURZ / S. SARRAZIN / K. NAKAJIMA	Toyota TS 040 - Hybrid	H M	1:44.069	39	97	+1.052	+0.095 200.3
7	12 Rebellion Racing	N. PROST / N. HEIDFELD / M. BECHE	Lola B12/60 - Toyota	L M	1:47.726	39	64	+4.709	+3.657 193.5
8	13 Rebellion Racing	D. KRAIHAMER / A. BELICCHI / F. LEIMER	Lola B12/60 - Toyota	L M	1:48.238	9	59	+5.221	+0.512 192.6
LMP2									
1	27 SMP Racing	S. ZLOBIN / N. MINASSIAN / M. MEDIANI	Oreca 03 - Nissan	M	1:51.318	19	39		187.3
2	37 SMP Racing	K. LADYGIN / V. SHAITAR / A. LADYGIN	Oreca 03 - Nissan	M	1:51.652	17	40	+0.334	+0.334 186.7
3	26 G-Drive Racing	R. RUSINOV / O. PLA / J. CANAL	Morgan - Nissan	D	1:51.698	15	22	+0.380	+0.046 186.6
4	47 KCMG	M. HOWSON / R. BRADLEY / T. MATSUDA	Oreca 03 - Nissan	D	1:51.814	7	48	+0.496	+0.116 186.4
5	22 Millennium Racing	F. GIROIX / J. MARTIN	Oreca 03 - Nissan	D					
6	23 Millennium Racing	S. NAKANO	Oreca 03 - Nissan	D					
LMGTE Pro									
1	92 Porsche Team Manthey	M. HOLZER / F. MAKOWIECKI / R. LIETZ	Porsche 911 RSR	M	1:58.329	33	78		176.2
2	52 RAM Racing	M. GRIFFIN / A. PARENTE / J. ROSSITER	Ferrari F458 Italia	M	1:58.817	16	29	+0.488	+0.488 175.5
3	71 AF Corse	D. RIGON / G. BRUNI / J. CALADO	Ferrari F458 Italia	M	1:58.990	42	42	+0.661	+0.173 175.2
4	99 Aston Martin Racing	A. MACDOWALL / D. O'YOUNG / F. REES	Aston Martin Vantage V8	M	2:00.822	18	27	+2.493	+1.832 172.5
LMGTE Am									
1	75 Prospeed Competition	F. PERRODO / E. COLLARD / M. YAXIVÈRE	Porsche 911 GT3 RSR	M	1:58.641	25	56		175.7
2	88 Proton Competition	C. RIED / K. BACHLER / K. AL QUBAISI	Porsche 911 RSR	M	1:59.617	30	37	+0.976	+0.976 174.3
3	81 AF Corse	S. WYATT / M. RUGOLO / S. BIRD	Ferrari F458 Italia	M	1:59.682	12	38	+1.041	+0.065 174.2
4	61 AF Corse	L. PEREZ COMPANC / M. CIOCI / M. VENTURI	Ferrari F458 Italia	M	2:00.007	46	63	+1.366	+0.325 173.7
5	90 8 Star Motorsports	V. POTOLICCHIO / G. RODA / P. RUBERTI	Ferrari F458 Italia	M	2:00.197	13	24	+1.556	+0.190 173.4
6	95 Aston Martin Racing	K. POULSEN / N. THIIH	Aston Martin Vantage V8	M	2:00.564	18	49	+1.923	+0.367 172.9
7	53 RAM Racing	J. MOWLEM / M. PATTERSON / B. COLLINS	Ferrari F458 Italia	M			2		

Published at:

Track Temp: **16,11 °C**

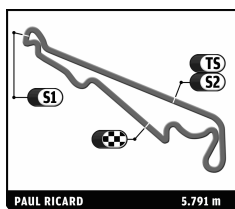
Air Temp: **16,39 °C**

Track Status:

DRY

Race Director:

Timekeeper:



FIA WEC THE PROLOGUE - PAUL RICARD

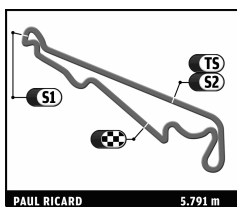
Friday

Classification

Nr.	Team	Car	Cl	Session 1		Session 2		Session 3		Time	Gap
				Time	Lap	Time	Lap	Time	Lap		
1	20 Porsche Team	Porsche 919 Hybrid	LMP1 - H	1:43.260	21	1:41.788	42	1:41.289	3	1:41.289	
2	2 Audi Sport Team Joest	Audi R18 e-tron quattro	LMP1 - H	1:42.788	16	1:42.073	30	1:43.220	5	1:42.073	+0.784
3	14 Porsche Team	Porsche 919 Hybrid	LMP1 - H	1:42.912	10	1:42.126	22	1:42.426	18	1:42.126	+0.837
4	7 Toyota Racing	Toyota TS 040 - Hybrid	LMP1 - H	1:43.910	34	1:42.356	44	1:42.841	41	1:42.356	+1.067
5	1 Audi Sport Team Joest	Audi R18 e-tron quattro	LMP1 - H	1:44.164	27	1:42.407	35	1:49.537	2	1:42.407	+1.118
6	8 Toyota Racing	Toyota TS 040 - Hybrid	LMP1 - H	1:44.822	44	1:43.959	32	1:43.700	32	1:43.700	+2.411
7	12 Rebellion Racing	Lola B12/60 - Toyota	LMP1 - L	1:45.551	33	1:44.806	17			1:44.806	+3.517
8	13 Rebellion Racing	Lola B12/60 - Toyota	LMP1 - L	1:47.424	27	1:46.915	49			1:46.915	+5.626
9	23 Millennium Racing	Oreca 03 - Nissan	LMP2			1:48.970	31	1:49.246	5	1:48.970	+7.681
10	26 G-Drive Racing	Morgan - Nissan	LMP2			1:49.084	42	1:51.212	13	1:49.084	+7.795
11	22 Millennium Racing	Oreca 03 - Nissan	LMP2	1:49.284	11	1:49.432	8			1:49.284	+7.995
12	47 KCMG	Oreca 03 - Nissan	LMP2	1:51.431	9	1:49.722	16			1:49.722	+8.433
13	27 SMP Racing	Oreca 03 - Nissan	LMP2	1:50.634	16	1:49.796	8	1:49.853	3	1:49.796	+8.507
14	37 SMP Racing	Oreca 03 - Nissan	LMP2	1:50.781	11	1:50.321	28	1:50.696	29	1:50.321	+9.032
15	92 Porsche Team Manthey	Porsche 911 RSR	LMGTE Pro	1:58.080	56	1:58.041	34			1:58.041	+16.752
16	71 AF Corse	Ferrari F458 Italia	LMGTE Pro	1:58.643	15	1:58.277	21	1:58.986	20	1:58.277	+16.988
17	90 8 Star Motorsports	Ferrari F458 Italia	LMGTE Am	1:58.852	9	1:58.507	28			1:58.507	+17.218
18	81 AF Corse	Ferrari F458 Italia	LMGTE Am	1:59.053	51	1:58.545	20	2:02.814	7	1:58.545	+17.256
19	88 Proton Competition	Porsche 911 RSR	LMGTE Am	2:01.149	24	1:59.055	53	1:58.662	7	1:58.662	+17.373
20	52 RAM Racing	Ferrari F458 Italia	LMGTE Pro	1:58.668	53	1:58.679	22	1:59.106	7	1:58.668	+17.379
21	61 AF Corse	Ferrari F458 Italia	LMGTE Am	1:58.970	4	1:59.419	20	2:01.643	19	1:58.970	+17.681
22	99 Aston Martin Racing	Aston Martin Vantage V8	LMGTE Pro	1:59.823	14	1:59.076	35	2:00.607	28	1:59.076	+17.787
23	75 Prospeed Competition	Porsche 911 GT3 RSR	LMGTE Am	1:59.113	32	1:59.573	35			1:59.113	+17.824
24	53 RAM Racing	Ferrari F458 Italia	LMGTE Am	1:59.138	60	1:59.258	40	2:02.521	20	1:59.138	+17.849
25	95 Aston Martin Racing	Aston Martin Vantage V8	LMGTE Am	1:59.575	41	1:59.457	14			1:59.457	+18.168

Race Director:

Timekeeper:



FIA WEC

THE PROLOGUE - PAUL RICARD

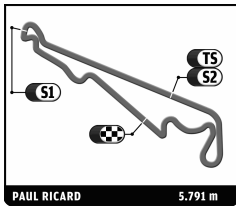
Saturday

Classification

Nr.	Team	Drivers	Car	Cl	Session 1		Session 2		Time	Gap
					Time	Lap	Time	Lap		
1	1 Audi Sport Team Joest	L. DI GRASSI / L. DUVAL / T. KRISTENSEN	Audi R18 e-tron quattro	LMP1 - H	1:43.017	20	1:45.621	15	1:43.017	
2	14 Porsche Team	R. DUMAS / N. JANI / M. LIEB	Porsche 919 Hybrid	LMP1 - H	1:43.341	31	1:44.117	10	1:43.341	+0.324
3	20 Porsche Team	T. BERNHARD / M. WEBBER / B. HARTLEY	Porsche 919 Hybrid	LMP1 - H	1:43.344	11	1:43.990	33	1:43.344	+0.327
4	2 Audi Sport Team Joest	M. FÄSSLER / A. LOTTERER / B. TRÉLUYER	Audi R18 e-tron quattro	LMP1 - H	1:43.974	15	1:43.423	13	1:43.423	+0.406
5	8 Toyota Racing	A. DAVIDSON / N. LAPIERRE / S. BUEMI	Toyota TS 040 - Hybrid	LMP1 - H	1:43.764	17	1:43.615	48	1:43.615	+0.598
6	7 Toyota Racing	A. WURZ / S. SARRAZIN / K. NAKAJIMA	Toyota TS 040 - Hybrid	LMP1 - H	1:44.069	39	1:44.954	64	1:44.069	+1.052
7	12 Rebellion Racing	N. PROST / N. HEIDFELD / M. BECHE	Lola B12/60 - Toyota	LMP1 - L	1:47.726	39	1:48.914	42	1:47.726	+4.709
8	13 Rebellion Racing	D. KRAIHAMER / A. BELICCHI / F. LEIMER	Lola B12/60 - Toyota	LMP1 - L	1:48.238	9	1:49.052	24	1:48.238	+5.221
9	47 KCMG	M. HOWSON / R. BRADLEY / T. MATSUDA	Oreca 03 - Nissan	LMP2	1:51.814	7	1:51.071	31	1:51.071	+8.054
10	27 SMP Racing	S. ZLOBIN / N. MINASSIAN / M. MEDIANI	Oreca 03 - Nissan	LMP2	1:51.318	19	1:54.303	5	1:51.318	+8.301
11	37 SMP Racing	K. LADYGIN / V. SHAITAR / A. LADYGIN	Oreca 03 - Nissan	LMP2	1:51.652	17	1:55.080	10	1:51.652	+8.635
12	26 G-Drive Racing	R. RUSINOV / O. PLA / J. CANAL	Morgan - Nissan	LMP2	1:51.698	15			1:51.698	+8.681
13	92 Porsche Team Manthey	M. HOLZER / F. MAKOWIECKI / R. LIETZ	Porsche 911 RSR	LMGTE Pro	1:58.329	33			1:58.329	+15.312
14	75 Prospeed Competition	F. PERRODO / E. COLLARD / M. VAXIVIÈRE	Porsche 911 GT3 RSR	LMGTE Am	1:58.641	25	2:01.837	9	1:58.641	+15.624
15	52 RAM Racing	M. GRIFFIN / A. PARENTE / J. ROSSITER	Ferrari F458 Italia	LMGTE Pro	1:58.817	16			1:58.817	+15.800
16	71 AF Corse	D. RIGON / G. BRUNI / J. CALADO	Ferrari F458 Italia	LMGTE Pro	1:58.990	42	1:59.701	19	1:58.990	+15.973
17	88 Proton Competition	C. RIED / K. BACHLER / K. AL QUBAISI	Porsche 911 RSR	LMGTE Am	1:59.617	30	1:59.042	11	1:59.042	+16.025
18	81 AF Corse	S. WYATT / M. RUGOLO / S. BIRD	Ferrari F458 Italia	LMGTE Am	1:59.682	12			1:59.682	+16.665
19	61 AF Corse	L. PEREZ COMPANC / M. CIOCI / M. VENTURI	Ferrari F458 Italia	LMGTE Am	2:00.007	46	2:01.394	18	2:00.007	+16.990
20	90 8 Star Motorsports	V. POTOLICCHIO / G. RODA / P. RUBERTI	Ferrari F458 Italia	LMGTE Am	2:00.197	13			2:00.197	+17.180
21	95 Aston Martin Racing	K. POULSEN / N. THIIIM	Aston Martin Vantage V8	LMGTE Am	2:00.564	18			2:00.564	+17.547
22	99 Aston Martin Racing	A. MACDOWALL / D. O'YOUNG / F. REES	Aston Martin Vantage V8	LMGTE Pro	2:00.822	18	2:02.409	6	2:00.822	+17.805
23	53 RAM Racing	J. MOWLEM / M. PATTERSON / B. COLLINS	Ferrari F458 Italia	LMGTE Am			2:03.897	22	2:03.897	+20.880
24	22 Millennium Racing	F. GIROIX / J. MARTIN	Oreca 03 - Nissan	LMP2						
25	23 Millennium Racing	S. NAKANO	Oreca 03 - Nissan	LMP2						

Race Director:

Timekeeper:



FIA WEC

THE PROLOGUE - PAUL RICARD

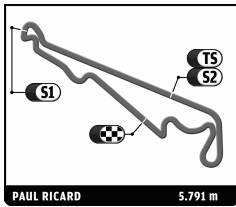
Friday

Classification by Class

Nr.	Team	Drivers		Session 1		Session 2		Session 3		Time	Gap
				Time	Lap	Time	Lap	Time	Lap		
LMP1											
1	20 Porsche Team	T. BERNHARD / M. WEBBER / B. HARTLEY	H	1:43.260	21	1:41.788	42	1:41.289	3	1:41.289	
2	2 Audi Sport Team Joest	M. FÄSSLER / A. LOTTERER / B. TRÉLUYER	H	1:42.788	16	1:42.073	30	1:43.220	5	1:42.073	+0.784
3	14 Porsche Team	R. DUMAS / N. JANI / M. LIEB	H	1:42.912	10	1:42.126	22	1:42.426	18	1:42.126	+0.837
4	7 Toyota Racing	A. WURZ / S. SARRAZIN / K. NAKAJIMA	H	1:43.910	34	1:42.356	44	1:42.841	41	1:42.356	+1.067
5	1 Audi Sport Team Joest	L. DI GRASSI / L. DUVAL / T. KRISTENSEN	H	1:44.164	27	1:42.407	35	1:49.537	2	1:42.407	+1.118
6	8 Toyota Racing	A. DAVIDSON / N. LAPIERRE / S. BUEMI	H	1:44.822	44	1:43.959	32	1:43.700	32	1:43.700	+2.411
7	12 Rebellion Racing	N. PROST / N. HEIDFELD / M. BECHE	L	1:45.551	33	1:44.806	17			1:44.806	+3.517
8	13 Rebellion Racing	D. KRAHAMER / A. BELICCHI / F. LEMER	L	1:47.424	27	1:46.915	49			1:46.915	+5.626
LMP2											
1	23 Millennium Racing	S. NAKANO				1:48.970	31	1:49.246	5	1:48.970	
2	26 G-Drive Racing	R. RUSINOV / O. PLA / J. CANAL				1:49.084	42	1:51.212	13	1:49.084	+0.114
3	22 Millennium Racing	F. GIROIX / J. MARTIN		1:49.284	11	1:49.432	8			1:49.284	+0.314
4	47 KCMG	M. HOWSON / R. BRADLEY / T. MATSUDA		1:51.431	9	1:49.722	16			1:49.722	+0.752
5	27 SMP Racing	S. ZLOBIN / N. MINASSIAN / M. MEDIANI		1:50.634	16	1:49.796	8	1:49.853	3	1:49.796	+0.826
6	37 SMP Racing	K. LADYGIN / V. SHAITAR / A. LADYGIN		1:50.781	11	1:50.321	28	1:50.696	29	1:50.321	+1.351
LMGTE Pro											
1	92 Porsche Team Manthey	M. HOLZER / F. MAKOWIECKI / R. LIETZ		1:58.080	56	1:58.041	34			1:58.041	
2	71 AF Corse	D. RIGON / G. BRUNI / J. CALADO		1:58.643	15	1:58.277	21	1:58.986	20	1:58.277	+0.236
3	52 RAM Racing	M. GRIFFIN / A. PARENTE / J. ROSSITER		1:58.668	53	1:58.679	22	1:59.106	7	1:58.668	+0.627
4	99 Aston Martin Racing	A. MACDOWALL / D. O'YOUNG / F. REES		1:59.823	14	1:59.076	35	2:00.607	28	1:59.076	+1.035
LMGTE Am											
1	90 8 Star Motorsports	V. POTOLICCHIO / G. RODA / P. RUBERTI		1:58.852	9	1:58.507	28			1:58.507	
2	81 AF Corse	S. WYATT / M. RUGOLO / S. BIRD		1:59.053	51	1:58.545	20	2:02.814	7	1:58.545	+0.038
3	88 Proton Competition	C. RIED / K. BACHLER / K. AL QUBAISI		2:01.149	24	1:59.055	53	1:58.662	7	1:58.662	+0.155
4	61 AF Corse	L. PEREZ COMPANC / M. CIOCI / M. VENTURI		1:58.970	4	1:59.419	20	2:01.643	19	1:58.970	+0.463
5	75 Prospeed Competition	F. FERRODO / E. COLLARD / M. VAYVIERE		1:59.113	32	1:59.573	35			1:59.113	+0.606
6	53 RAM Racing	J. MOWLEM / M. PATTERSON / B. COLLINS		1:59.138	60	1:59.258	40	2:02.521	20	1:59.138	+0.631
7	95 Aston Martin Racing	K. POULSEN / N. THIIM		1:59.575	41	1:59.457	14			1:59.457	+0.950

Published at:

Race Director:	Timekeeper:
----------------	-------------



FIA WEC

THE PROLOGUE - PAUL RICARD

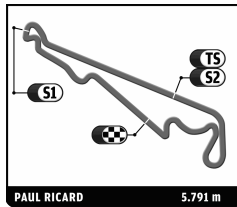
Saturday

Classification by Class

Nr.	Team	Drivers	Car	Session 1		Session 2		Time	Gap	
				Time	Lap	Time	Lap			
LMP1										
1	1 Audi Sport Team Joest	L. DI GRASSI / L. DUVAL / T. KRISTENSEN	Audi R18 e-tron quattro	H	1:43.017	20	1:45.621	15	1:43.017	
2	14 Porsche Team	R. DUMAS / N. JANI / M. LIEB	Porsche 919 Hybrid	H	1:43.341	31	1:44.117	10	1:43.341	+0.324
3	20 Porsche Team	T. BERNHARD / M. WEBBER / B. HARTLEY	Porsche 919 Hybrid	H	1:43.344	11	1:43.990	33	1:43.344	+0.327
4	2 Audi Sport Team Joest	M. FÄSSLER / A. LOTTERER / B. TRÉLUYER	Audi R18 e-tron quattro	H	1:43.974	15	1:43.423	13	1:43.423	+0.406
5	8 Toyota Racing	A. DAVIDSON / N. LAPIERRE / S. BUEMI	Toyota TS 040 - Hybrid	H	1:43.764	17	1:43.615	48	1:43.615	+0.598
6	7 Toyota Racing	A. WURZ / S. SARRAZIN / K. NAKAJIMA	Toyota TS 040 - Hybrid	H	1:44.069	39	1:44.954	64	1:44.069	+1.052
7	12 Rebellion Racing	N. PROST / N. HEIDFELD / M. BECHE	Lola B12/60 - Toyota	L	1:47.726	39	1:48.914	42	1:47.726	+4.709
8	13 Rebellion Racing	D. KRAHAMER / A. BELICCHI / F. LEIMER	Lola B12/60 - Toyota	L	1:48.238	9	1:49.052	24	1:48.238	+5.221
LMP2										
1	47 KCMG	M. HOWSON / R. BRADLEY / T. MATSUDA	Oreca 03 - Nissan		1:51.814	7	1:51.071	31	1:51.071	
2	27 SMP Racing	S. ZLOBIN / N. MINASSIAN / M. MEDIANI	Oreca 03 - Nissan		1:51.318	19	1:54.303	5	1:51.318	+0.247
3	37 SMP Racing	K. LADYGIN / V. SHAITAR / A. LADYGIN	Oreca 03 - Nissan		1:51.652	17	1:55.080	10	1:51.652	+0.581
4	26 G-Drive Racing	R. RUSINOV / O. PLA / J. CANAL	Morgan - Nissan		1:51.698	15			1:51.698	+0.627
5	22 Millennium Racing	F. GIROIX / J. MARTIN	Oreca 03 - Nissan							
6	23 Millennium Racing	S. NAKANO	Oreca 03 - Nissan							
LMGTE Pro										
1	92 Porsche Team Manthey	M. HOLZER / F. MAKOWIECKI / R. LIETZ	Porsche 911 RSR		1:58.329	33			1:58.329	
2	52 RAM Racing	M. GRIFFIN / A. PARENTE / J. ROSSITER	Ferrari F458 Italia		1:58.817	16			1:58.817	+0.488
3	71 AF Corse	D. RIGON / G. BRUNI / J. CALADO	Ferrari F458 Italia		1:58.990	42	1:59.701	19	1:58.990	+0.661
4	99 Aston Martin Racing	A. MACDOWALL / D. O'YOUNG / F. REES	Aston Martin Vantage V8		2:00.822	18	2:02.409	6	2:00.822	+2.493
LMGTE Am										
1	75 Prospeed Competition	F. FERRODO / E. COLLARD / M. VAYVIERE	Porsche 911 GT3 RSR		1:58.641	25	2:01.837	9	1:58.641	
2	88 Proton Competition	C. RIJED / K. BACHLER / K. AL QUBAISI	Porsche 911 RSR		1:59.617	30	1:59.042	11	1:59.042	+0.401
3	81 AF Corse	S. WYATT / M. RUGOLO / S. BIRD	Ferrari F458 Italia		1:59.682	12			1:59.682	+1.041
4	61 AF Corse	L. PEREZ COMPANC / M. CIOCI / M. VENTURI	Ferrari F458 Italia		2:00.007	46	2:01.394	18	2:00.007	+1.366
5	90 8 Star Motorsports	V. POTOLICCHIO / G. RODA / P. RUBERTI	Ferrari F458 Italia		2:00.197	13			2:00.197	+1.556
6	95 Aston Martin Racing	K. POULSEN / N. THIIIM	Aston Martin Vantage V8		2:00.564	18			2:00.564	+1.923
7	53 RAM Racing	J. MOWLEM / M. PATTERSON / B. COLLINS	Ferrari F458 Italia				2:03.897	22	2:03.897	+5.256

Published at:

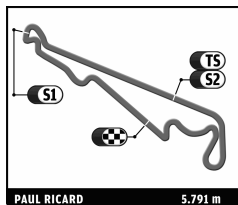
Race Director:	Timekeeper:
----------------	-------------



FIA WEC THE PROLOGUE - PAUL RICARD Friday Afternoon Session

Classification by Driver Fastest Lap

Nr	Team	Car	Class	Driver	Time	Lap	Total	Gap	Kph
1	20 Porsche Team	Porsche 919 Hybrid	LMP1 - H	Timo BERNHARD	1:41.788	33	38		204.8
2	20 Porsche Team	Porsche 919 Hybrid	LMP1 - H	Mark WEBBER	1:41.929	4	5	0.141 0.141	204.5
3	2 Audi Sport Team Joest	Audi R18 e-tron quattro	LMP1 - H	André LOTTERER	1:42.073	30	31	0.285 0.144	204.2
4	14 Porsche Team	Porsche 919 Hybrid	LMP1 - H	Romain DUMAS	1:42.126	22	23	0.338 0.053	204.1
5	7 Toyota Racing	Toyota TS 040 - Hybrid	LMP1 - H	Stéphane SARRAZIN	1:42.356	30	47	0.568 0.230	203.7
6	1 Audi Sport Team Joest	Audi R18 e-tron quattro	LMP1 - H	Loïc DUVAL	1:42.407	7	18	0.619 0.051	203.6
7	14 Porsche Team	Porsche 919 Hybrid	LMP1 - H	Neel JANI	1:42.458	3	4	0.670 0.051	203.5
8	1 Audi Sport Team Joest	Audi R18 e-tron quattro	LMP1 - H	Lucas DI GRASSI	1:42.503	22	28	0.715 0.045	203.4
9	20 Porsche Team	Porsche 919 Hybrid	LMP1 - H	Brendan HARTLEY	1:42.841	29	38	1.053 0.338	202.7
10	14 Porsche Team	Porsche 919 Hybrid	LMP1 - H	Marc LIEB	1:43.386	20	39	1.598 0.545	201.6
11	7 Toyota Racing	Toyota TS 040 - Hybrid	LMP1 - H	Alexander WURZ	1:43.639	2	28	1.851 0.253	201.2
12	8 Toyota Racing	Toyota TS 040 - Hybrid	LMP1 - H	Nicolas LAPIERRE	1:43.959	32	43	2.171 0.320	200.5
13	8 Toyota Racing	Toyota TS 040 - Hybrid	LMP1 - H	Anthony DAVIDSON	1:44.102	27	30	2.314 0.143	200.3
14	12 Rebellion Racing	Lola B12/60 - Toyota	LMP1 - L	Nick HEIDFELD	1:44.806	17	21	3.018 0.704	198.9
15	12 Rebellion Racing	Lola B12/60 - Toyota	LMP1 - L	Mathias BECHE	1:45.713	10	20	3.925 0.907	197.2
16	12 Rebellion Racing	Lola B12/60 - Toyota	LMP1 - L	Nicolas PROST	1:46.040	4	7	4.252 0.327	196.6
17	13 Rebellion Racing	Lola B12/60 - Toyota	LMP1 - L	Fabio LEIMER	1:46.915	29	30	5.127 0.875	195.0
18	13 Rebellion Racing	Lola B12/60 - Toyota	LMP1 - L	Dominik KRAIHAMER	1:47.351	17	20	5.563 0.436	194.2
19	23 Millennium Racing	Oreca 03 - Nissan	LMP2	Shinji NAKANO	1:48.970	31	52	7.182 1.619	191.3
20	26 G-Drive Racing	Morgan - Nissan	LMP2	Olivier PLA	1:49.084	18	19	7.296 0.114	191.1
21	22 Millennium Racing	Oreca 03 - Nissan	LMP2	John MARTIN	1:49.432	8	9	7.644 0.348	190.5
22	47 KCMG	Oreca 03 - Nissan	LMP2	Tsugio MATSUDA	1:49.722	16	20	7.934 0.290	190.0
23	27 SMP Racing	Oreca 03 - Nissan	LMP2	Nicolas MINASSIAN	1:49.796	8	15	8.008 0.074	189.9
24	37 SMP Racing	Oreca 03 - Nissan	LMP2	Kirill LADYGIN	1:50.321	15	15	8.533 0.525	189.0
25	37 SMP Racing	Oreca 03 - Nissan	LMP2	Viktor SHAITAR	1:50.710	11	13	8.922 0.389	188.3
26	26 G-Drive Racing	Morgan - Nissan	LMP2	Roman RUSINOV	1:50.727	8	10	8.939 0.017	188.3
27	27 SMP Racing	Oreca 03 - Nissan	LMP2	Maurizio MEDIANI	1:51.751	6	8	9.963 1.024	186.6
28	26 G-Drive Racing	Morgan - Nissan	LMP2	Julian CANAL	1:52.022	13	14	10.234 0.271	186.1
29	47 KCMG	Oreca 03 - Nissan	LMP2	Matthew HOWSON	1:52.454	4	7	10.666 0.432	185.4
30	27 SMP Racing	Oreca 03 - Nissan	LMP2	Sergey ZLOBIN	1:53.610	7	8	11.822 1.156	183.5
31	92 Porsche Team Manthey	Porsche 911 RSR	LMGTE Pro	Frédéric MAKOWIECKI	1:58.041	11	44	16.253 4.431	176.6
32	92 Porsche Team Manthey	Porsche 911 RSR	LMGTE Pro	Richard LIETZ	1:58.131	17	23	16.343 0.090	176.5
33	71 AF Corse	Ferrari F458 Italia	LMGTE Pro	James CALADO	1:58.277	13	22	16.489 0.146	176.3
34	90 8 Star Motorsports	Ferrari F458 Italia	LMGTE Am	Paolo RUBERTI	1:58.507	9	10	16.719 0.230	175.9
35	81 AF Corse	Ferrari F458 Italia	LMGTE Am	Sam BIRD	1:58.545	3	4	16.757 0.038	175.9
36	71 AF Corse	Ferrari F458 Italia	LMGTE Pro	Davide RIGON	1:58.659	7	12	16.871 0.114	175.7
37	52 RAM Racing	Ferrari F458 Italia	LMGTE Pro	Alvaro PARENTE	1:58.679	4	9	16.891 0.020	175.7
38	52 RAM Racing	Ferrari F458 Italia	LMGTE Pro	Matt GRIFFIN	1:58.741	11	13	16.953 0.062	175.6
39	52 RAM Racing	Ferrari F458 Italia	LMGTE Pro	James ROSSITER	1:58.877	17	18	17.089 0.136	175.4
40	88 Proton Competition	Porsche 911 RSR	LMGTE Am	Klaus BACHLER	1:59.055	17	19	17.267 0.178	175.1
41	99 Aston Martin Racing	Aston Martin Vantage V8	LMGTE Pro	Fernando REES	1:59.076	6	14	17.288 0.021	175.1
42	81 AF Corse	Ferrari F458 Italia	LMGTE Am	Michele RUGOLO	1:59.172	11	11	17.384 0.096	174.9
43	53 RAM Racing	Ferrari F458 Italia	LMGTE Am	Johnny MOWLEM	1:59.258	14	18	17.470 0.086	174.8
44	88 Proton Competition	Porsche 911 RSR	LMGTE Am	Christian RIED	1:59.377	17	18	17.589 0.119	174.6
45	61 AF Corse	Ferrari F458 Italia	LMGTE Am	Mirko VENTURI	1:59.419	6	9	17.631 0.042	174.6
46	95 Aston Martin Racing	Aston Martin Vantage V8	LMGTE Am	Nikki THIIM	1:59.457	5	14	17.669 0.038	174.5
47	90 8 Star Motorsports	Ferrari F458 Italia	LMGTE Am	Vicente POTOICCHIO	1:59.464	8	9	17.676 0.007	174.5
48	75 Prospeed Competition	Porsche 911 GT3 RSR	LMGTE Am	Emmanuel COLLARD	1:59.573	4	5	17.785 0.109	174.4
49	99 Aston Martin Racing	Aston Martin Vantage V8	LMGTE Pro	Darryl O'YOUNG	1:59.589	24	27	17.801 0.016	174.3
50	90 8 Star Motorsports	Ferrari F458 Italia	LMGTE Am	Gianluca RODA	1:59.885	9	17	18.097 0.296	173.9
51	75 Prospeed Competition	Porsche 911 GT3 RSR	LMGTE Am	Mathieu VAXIVIÈRE	1:59.933	6	20	18.145 0.048	173.8
52	95 Aston Martin Racing	Aston Martin Vantage V8	LMGTE Am	Kristian POULSEN	2:00.326	8	29	18.538 0.393	173.3
53	81 AF Corse	Ferrari F458 Italia	LMGTE Am	Stephen WYATT	2:00.367	8	17	18.579 0.041	173.2
54	61 AF Corse	Ferrari F458 Italia	LMGTE Am	Marco CIOCI	2:00.381	4	14	18.593 0.014	173.2
55	53 RAM Racing	Ferrari F458 Italia	LMGTE Am	Mark PATTERSON	2:00.690	41	44	18.902 0.309	172.7
56	61 AF Corse	Ferrari F458 Italia	LMGTE Am	Luis PEREZ COMPANC	2:01.156	14	14	19.368 0.466	172.1
57	88 Proton Competition	Porsche 911 RSR	LMGTE Am	Khaled AL QUBAISI	2:01.301	17	18	19.513 0.145	171.9
58	75 Prospeed Competition	Porsche 911 GT3 RSR	LMGTE Am	François PERRODO	2:01.950	29	40	20.162 0.649	171.0
59	99 Aston Martin Racing	Aston Martin Vantage V8	LMGTE Pro	Alex MACDOWALL	2:05.564	4	4	23.776 3.614	166.0
7	Toyota Racing	Toyota TS 040 - Hybrid	LMP1 - H	Kazuki NAKAJIMA					
8	Toyota Racing	Toyota TS 040 - Hybrid	LMP1 - H	Sébastien BUEMI					
13	Rebellion Racing	Lola B12/60 - Toyota	LMP1 - L	Andrea BELICCHI					
1	Audi Sport Team Joest	Audi R18 e-tron quattro	LMP1 - H	Tom KRISTENSEN					
2	Audi Sport Team Joest	Audi R18 e-tron quattro	LMP1 - H	Marcel FÄSSLER					
2	Audi Sport Team Joest	Audi R18 e-tron quattro	LMP1 - H	Benoît TRÉLUYER					
71	AF Corse	Ferrari F458 Italia	LMGTE Pro	Gianmaria BRUNI					
92	Porsche Team Manthey	Porsche 911 RSR	LMGTE Pro	Marco HOLZER			1		
53	RAM Racing	Ferrari F458 Italia	LMGTE Am	Ben COLLINS					



FIA WEC
THE PROLOGUE - PAUL RICARD
Friday Afternoon Session

Classification by Driver Fastest Lap

Nr	Team	Car	Class	Driver	Time	Lap	Total	Gap	Kph
22	Millennium Racing	Oreca 03 - Nissan	LMP2	Fabien GIROIX					
37	SMP Racing	Oreca 03 - Nissan	LMP2	Anton LADYGIN					
47	KCMG	Oreca 03 - Nissan	LMP2	Richard BRADLEY					

Published at:

Track Temp: **12,78 °C**

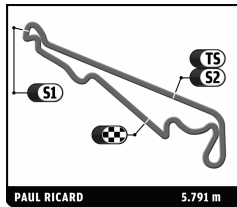
Air Temp: **12,50 °C**

Track Status:

DRY

Race Director:

Timekeeper:



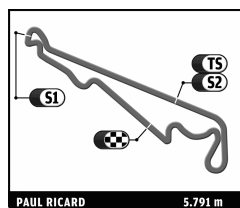
FIA WEC

THE PROLOGUE - PAUL RICARD

Friday Morning Session

Classification by Driver Fastest Lap

Nr	Team	Car	Class	Driver	Time	Lap	Total	Gap	Kph
1	2 Audi Sport Team Joest	Audi R18 e-tron quattro	LMP1 - H	Marcel FÄSSLER	1:42.788	16	28		202.8
2	14 Porsche Team	Porsche 919 Hybrid	LMP1 - H	Neel JANI	1:42.912	9	37	0.124	202.6
3	20 Porsche Team	Porsche 919 Hybrid	LMP1 - H	Mark WEBBER	1:43.260	21	36	0.472	201.9
4	20 Porsche Team	Porsche 919 Hybrid	LMP1 - H	Timo BERNHARD	1:43.624	20	20	0.836	201.2
5	7 Toyota Racing	Toyota TS 040 - Hybrid	LMP1 - H	Kazuki NAKAJIMA	1:43.910	34	35	1.122	200.6
6	1 Audi Sport Team Joest	Audi R18 e-tron quattro	LMP1 - H	Tom KRISTENSEN	1:44.164	10	11	1.376	200.1
7	1 Audi Sport Team Joest	Audi R18 e-tron quattro	LMP1 - H	Loïc DUVAL	1:44.291	10	17	1.503	199.9
8	7 Toyota Racing	Toyota TS 040 - Hybrid	LMP1 - H	Alexander WURZ	1:44.502	11	24	1.714	199.5
9	8 Toyota Racing	Toyota TS 040 - Hybrid	LMP1 - H	Sébastien BUEMI	1:44.822	44	45	2.034	198.9
10	8 Toyota Racing	Toyota TS 040 - Hybrid	LMP1 - H	Nicolas LAPIERRE	1:44.828	15	18	2.040	198.9
11	14 Porsche Team	Porsche 919 Hybrid	LMP1 - H	Romain DUMAS	1:44.897	6	7	2.109	198.7
12	12 Rebellion Racing	Lola B12/60 - Toyota	LMP1 - L	Nick HEIDFELD	1:45.551	10	11	2.763	197.5
13	12 Rebellion Racing	Lola B12/60 - Toyota	LMP1 - L	Nicolas PROST	1:45.965	22	23	3.177	196.7
14	13 Rebellion Racing	Lola B12/60 - Toyota	LMP1 - L	Andrea BELICCHI	1:47.424	27	28	4.636	194.1
15	22 Millennium Racing	Oreca 03 - Nissan	LMP2	John MARTIN	1:49.284	11	13	6.496	190.8
16	22 Millennium Racing	Oreca 03 - Nissan	LMP2	Fabien GIROIX	1:50.462	30	33	7.674	188.7
17	27 SMP Racing	Oreca 03 - Nissan	LMP2	Nicolas MINASSIAN	1:50.634	10	22	7.846	188.4
18	37 SMP Racing	Oreca 03 - Nissan	LMP2	Kirill LADYGIN	1:50.781	11	14	7.993	188.2
19	47 KCMG	Oreca 03 - Nissan	LMP2	Richard BRADLEY	1:51.431	9	12	8.643	187.1
20	47 KCMG	Oreca 03 - Nissan	LMP2	Tsugio MATSUDA	1:52.064	11	12	9.276	186.0
21	47 KCMG	Oreca 03 - Nissan	LMP2	Matthew HOWSON	1:52.387	5	10	9.599	185.5
22	37 SMP Racing	Oreca 03 - Nissan	LMP2	Viktor SHAITAR	1:53.501	5	7	10.713	183.7
23	37 SMP Racing	Oreca 03 - Nissan	LMP2	Anton LADYGIN	1:54.049	10	11	11.261	182.8
24	27 SMP Racing	Oreca 03 - Nissan	LMP2	Sergey ZLOBIN	1:55.344	4	6	12.556	180.7
25	92 Porsche Team Manthey	Porsche 911 RSR	LMGTE Pro	Richard LIETZ	1:58.080	21	23	15.292	176.6
26	92 Porsche Team Manthey	Porsche 911 RSR	LMGTE Pro	Marco HOLZER	1:58.602	24	35	15.814	175.8
27	71 AF Corse	Ferrari F458 Italia	LMGTE Pro	Gianmaria BRUNI	1:58.643	6	8	15.855	175.7
28	52 RAM Racing	Ferrari F458 Italia	LMGTE Pro	James ROSSITER	1:58.668	15	16	15.880	175.7
29	90 8 Star Motorsports	Ferrari F458 Italia	LMGTE Am	Paolo RUBERTI	1:58.852	9	23	16.064	175.4
30	71 AF Corse	Ferrari F458 Italia	LMGTE Pro	James CALADO	1:58.937	6	15	16.149	175.3
31	61 AF Corse	Ferrari F458 Italia	LMGTE Am	Marco CIOCI	1:58.970	4	22	16.182	175.2
32	52 RAM Racing	Ferrari F458 Italia	LMGTE Pro	Matt GRIFFIN	1:58.987	16	17	16.199	175.2
33	71 AF Corse	Ferrari F458 Italia	LMGTE Pro	Davide RIGON	1:59.047	8	29	16.259	175.1
34	81 AF Corse	Ferrari F458 Italia	LMGTE Am	Sam BIRD	1:59.053	15	16	16.265	175.1
35	75 Prospeed Competition	Porsche 911 GT3 RSR	LMGTE Am	Emmanuel COLLARD	1:59.113	32	34	16.325	175.0
36	53 RAM Racing	Ferrari F458 Italia	LMGTE Am	Ben COLLINS	1:59.138	19	21	16.350	175.0
37	61 AF Corse	Ferrari F458 Italia	LMGTE Am	Mirko VENTURI	1:59.226	6	9	16.438	174.9
38	52 RAM Racing	Ferrari F458 Italia	LMGTE Pro	Alvaro PARENTE	1:59.336	15	21	16.548	174.7
39	95 Aston Martin Racing	Aston Martin Vantage V8	LMGTE Am	Nikki THIAM	1:59.575	20	25	16.787	174.3
40	53 RAM Racing	Ferrari F458 Italia	LMGTE Am	Johnny MOWLEM	1:59.638	25	41	16.850	174.3
41	99 Aston Martin Racing	Aston Martin Vantage V8	LMGTE Pro	Fernando REES	1:59.823	14	18	17.035	174.0
42	81 AF Corse	Ferrari F458 Italia	LMGTE Am	Michele RUGOLO	1:59.941	6	10	17.153	173.8
43	61 AF Corse	Ferrari F458 Italia	LMGTE Am	Luis PEREZ COMPANC	2:00.306	25	37	17.518	173.3
44	88 Proton Competition	Porsche 911 RSR	LMGTE Am	Christian RIED	2:01.149	10	14	18.361	172.1
45	90 8 Star Motorsports	Ferrari F458 Italia	LMGTE Am	Vicente POTOLICCHIO	2:01.269	6	11	18.481	171.9
46	95 Aston Martin Racing	Aston Martin Vantage V8	LMGTE Am	Kristian POULSEN	2:01.900	19	21	19.112	171.0
47	99 Aston Martin Racing	Aston Martin Vantage V8	LMGTE Pro	Alex MACDOWALL	2:02.137	13	15	19.349	170.7
48	81 AF Corse	Ferrari F458 Italia	LMGTE Am	Stephen WYATT	2:02.353	25	32	19.565	170.4
49	90 8 Star Motorsports	Ferrari F458 Italia	LMGTE Am	Gianluca RODA	2:02.615	19	20	19.827	170.0
50	75 Prospeed Competition	Porsche 911 GT3 RSR	LMGTE Am	François PERRODO	2:03.448	21	21	20.660	168.9
51	88 Proton Competition	Porsche 911 RSR	LMGTE Am	Klaus BACHLER	2:03.862	13	14	21.074	168.3
52	88 Proton Competition	Porsche 911 RSR	LMGTE Am	Khaled AL QUBAISI	2:05.289	9	10	22.501	166.4
20	Porsche Team	Porsche 919 Hybrid	LMP1 - H	Brendon HARTLEY					
14	Porsche Team	Porsche 919 Hybrid	LMP1 - H	Marc LIEB					
13	Rebellion Racing	Lola B12/60 - Toyota	LMP1 - L	Dominik KRAIHAMER					
12	Rebellion Racing	Lola B12/60 - Toyota	LMP1 - L	Mathias BECHE					
8	Toyota Racing	Toyota TS 040 - Hybrid	LMP1 - H	Anthony DAVIDSON					
2	Audi Sport Team Joest	Audi R18 e-tron quattro	LMP1 - H	André LOTTERER					
1	Audi Sport Team Joest	Audi R18 e-tron quattro	LMP1 - H	Lucas DI GRASSI					
7	Toyota Racing	Toyota TS 040 - Hybrid	LMP1 - H	Stéphane SARRAZIN					
2	Audi Sport Team Joest	Audi R18 e-tron quattro	LMP1 - H	Benoit TRÉLUYER					
13	Rebellion Racing	Lola B12/60 - Toyota	LMP1 - L	Fabio LEMER					
99	Aston Martin Racing	Aston Martin Vantage V8	LMGTE Pro	Darryl O'YOUNG					
92	Porsche Team Manthey	Porsche 911 RSR	LMGTE Pro	Frédéric MAKOWIECKI					
75	Prospeed Competition	Porsche 911 GT3 RSR	LMGTE Am	Mathieu VAXIVIÈRE					
53	RAM Racing	Ferrari F458 Italia	LMGTE Am	Mark PATTERSON					
27	SMP Racing	Oreca 03 - Nissan	LMP2	Maurizio MEDIANI					
26	G-Drive Racing	Morgan - Nissan	LMP2	Roman RUSINOV			1		



FIA WEC
THE PROLOGUE - PAUL RICARD
Friday Morning Session

Classification by Driver Fastest Lap

Nr	Team	Car	Class	Driver	Time	Lap	Total	Gap	Kph
23	Millennium Racing	Oreca 03 - Nissan	LMP2	Shinji NAKANO					
26	G-Drive Racing	Morgan - Nissan	LMP2	Julien CANAL			1		
26	G-Drive Racing	Morgan - Nissan	LMP2	Olivier PLA			1		

Published at:

Track Temp: **15,00 °C**

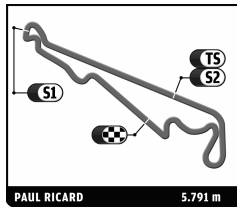
Air Temp: **13,17 °C**

Track Status:

DRY

Race Director:

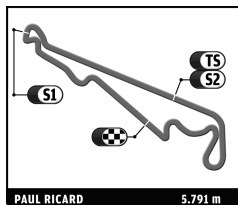
Timekeeper:



FIA WEC THE PROLOGUE - PAUL RICARD Friday Night Session

Classification by Driver Fastest Lap

Nr	Team	Car	Class	Driver	Time	Lap	Total	Gap	Kph
1	20 Porsche Team	Porsche 919 Hybrid	LMP1 - H	Brendon HARTLEY	1:41.289	3	18		205.8
2	20 Porsche Team	Porsche 919 Hybrid	LMP1 - H	Mark WEBBER	1:42.402	11	37	1.113	1.113 203.6
3	14 Porsche Team	Porsche 919 Hybrid	LMP1 - H	Neel JANI	1:42.426	2	36	1.137	0.024 203.5
4	7 Toyota Racing	Toyota TS 040 - Hybrid	LMP1 - H	Stéphane SARRAZIN	1:42.841	10	20	1.552	0.415 202.7
5	2 Audi Sport Team Joest	Audi R18 e-tron quattro	LMP1 - H	Benoît TRÉLUYER	1:43.220	5	41	1.931	0.379 202.0
6	14 Porsche Team	Porsche 919 Hybrid	LMP1 - H	Marc LIEB	1:43.466	3	16	2.177	0.246 201.5
7	8 Toyota Racing	Toyota TS 040 - Hybrid	LMP1 - H	Sébastien BUEMI	1:43.700	12	20	2.411	0.234 201.0
8	8 Toyota Racing	Toyota TS 040 - Hybrid	LMP1 - H	Anthony DAVIDSON	1:43.845	15	20	2.556	0.145 200.8
9	8 Toyota Racing	Toyota TS 040 - Hybrid	LMP1 - H	Nicolas LAPIERRE	1:44.004	10	11	2.715	0.159 200.4
10	7 Toyota Racing	Toyota TS 040 - Hybrid	LMP1 - H	Kazuki NAKAJIMA	1:44.035	9	19	2.746	0.031 200.4
11	7 Toyota Racing	Toyota TS 040 - Hybrid	LMP1 - H	Alexander WURZ	1:44.133	7	12	2.844	0.098 200.2
12	14 Porsche Team	Porsche 919 Hybrid	LMP1 - H	Romain DUMAS	1:44.500	5	5	3.211	0.367 199.5
13	23 Millennium Racing	Oreca 03 - Nissan	LMP2	Shinji NAKANO	1:49.246	5	12	7.957	4.746 190.8
14	1 Audi Sport Team Joest	Audi R18 e-tron quattro	LMP1 - H	Lucas DI GRASSI	1:49.537	2	3	8.248	0.291 190.3
15	27 SMP Racing	Oreca 03 - Nissan	LMP2	Nicolas MINASSIAN	1:49.853	3	11	8.564	0.316 189.8
16	37 SMP Racing	Oreca 03 - Nissan	LMP2	Kirill LADYGIN	1:50.696	8	11	9.407	0.843 188.3
17	26 G-Drive Racing	Morgan - Nissan	LMP2	Roman RUSINOV	1:51.212	6	7	9.923	0.516 187.5
18	37 SMP Racing	Oreca 03 - Nissan	LMP2	Viktor SHAITAR	1:52.487	8	9	11.198	1.275 185.3
19	37 SMP Racing	Oreca 03 - Nissan	LMP2	Anton LADYGIN	1:52.555	11	12	11.266	0.068 185.2
20	26 G-Drive Racing	Morgan - Nissan	LMP2	Julien CANAL	1:52.725	6	14	11.436	0.170 184.9
21	27 SMP Racing	Oreca 03 - Nissan	LMP2	Maurizio MEDIANI	1:53.142	8	8	11.853	0.417 184.3
22	27 SMP Racing	Oreca 03 - Nissan	LMP2	Sergey ZLOBIN	1:54.470	18	20	13.181	1.328 182.1
23	88 Proton Competition	Porsche 911 RSR	LMGTE Am	Klaus BACHLER	1:58.662	7	8	17.373	4.192 175.7
24	71 AF Corse	Ferrari F458 Italia	LMGTE Pro	Davide RIGON	1:58.986	10	12	17.697	0.324 175.2
25	71 AF Corse	Ferrari F458 Italia	LMGTE Pro	James CALADO	1:58.989	18	24	17.700	0.003 175.2
26	52 RAM Racing	Ferrari F458 Italia	LMGTE Pro	Alvaro PARENTE	1:59.106	7	10	17.817	0.117 175.0
27	99 Aston Martin Racing	Aston Martin Vantage V8	LMGTE Pro	Fernando REES	2:00.607	8	12	19.318	1.501 172.9
28	52 RAM Racing	Ferrari F458 Italia	LMGTE Pro	Matt GRIFFIN	2:00.645	2	8	19.356	0.038 172.8
29	52 RAM Racing	Ferrari F458 Italia	LMGTE Pro	James ROSSITER	2:01.047	3	8	19.758	0.402 172.2
30	61 AF Corse	Ferrari F458 Italia	LMGTE Am	Luis PEREZ COMPANC	2:01.643	14	14	20.354	0.596 171.4
31	61 AF Corse	Ferrari F458 Italia	LMGTE Am	Marco CIOCI	2:02.099	4	5	20.810	0.456 170.7
32	99 Aston Martin Racing	Aston Martin Vantage V8	LMGTE Pro	Alex MACDOWALL	2:02.437	12	20	21.148	0.338 170.3
33	53 RAM Racing	Ferrari F458 Italia	LMGTE Am	Ben COLLINS	2:02.521	6	8	21.232	0.084 170.2
34	81 AF Corse	Ferrari F458 Italia	LMGTE Am	Sam BIRD	2:02.814	4	4	21.525	0.293 169.7
35	53 RAM Racing	Ferrari F458 Italia	LMGTE Am	Johnny MOWLEM	2:03.047	4	7	21.758	0.233 169.4
36	88 Proton Competition	Porsche 911 RSR	LMGTE Am	Khaled AL QUBAISI	2:05.116	5	5	23.827	2.069 166.6
37	53 RAM Racing	Ferrari F458 Italia	LMGTE Am	Mark PATTERSON	2:07.225	6	7	25.936	2.109 163.9
22	Millennium Racing	Oreca 03 - Nissan	LMP2	Fabien GIROIX					
22	Millennium Racing	Oreca 03 - Nissan	LMP2	John MARTIN					
13	Rebellion Racing	Lola B12/60 - Toyota	LMP1 - L	Andrea BELICCHI					
13	Rebellion Racing	Lola B12/60 - Toyota	LMP1 - L	Fabio LEIMER					
47	KCMG	Oreca 03 - Nissan	LMP2	Richard BRADLEY					
47	KCMG	Oreca 03 - Nissan	LMP2	Tsugio MATSUDA					
26	G-Drive Racing	Morgan - Nissan	LMP2	Olivier PLA					
47	KCMG	Oreca 03 - Nissan	LMP2	Matthew HOWSON					
13	Rebellion Racing	Lola B12/60 - Toyota	LMP1 - L	Dominik KRAIHAMER					
2	Audi Sport Team Joest	Audi R18 e-tron quattro	LMP1 - H	Marcel FÄSSLER					
2	Audi Sport Team Joest	Audi R18 e-tron quattro	LMP1 - H	André LOTTERER					
1	Audi Sport Team Joest	Audi R18 e-tron quattro	LMP1 - H	Loïc DUVAL					
1	Audi Sport Team Joest	Audi R18 e-tron quattro	LMP1 - H	Tom KRISTENSEN					
12	Rebellion Racing	Lola B12/60 - Toyota	LMP1 - L	Nick HEIDFELD					
12	Rebellion Racing	Lola B12/60 - Toyota	LMP1 - L	Mathias BECHE					
20	Porsche Team	Porsche 919 Hybrid	LMP1 - H	Timo BERNHARD					
12	Rebellion Racing	Lola B12/60 - Toyota	LMP1 - L	Nicolas PROST					
88	Proton Competition	Porsche 911 RSR	LMGTE Am	Christian RIED					
90	8 Star Motorsports	Ferrari F458 Italia	LMGTE Am	Vicente POTOLICCHIO					
81	AF Corse	Ferrari F458 Italia	LMGTE Am	Stephen WYATT			3		
81	AF Corse	Ferrari F458 Italia	LMGTE Am	Michele RUGOLO					
95	Aston Martin Racing	Aston Martin Vantage V8	LMGTE Am	Kristian POULSEN					
95	Aston Martin Racing	Aston Martin Vantage V8	LMGTE Am	Nikki THIAM					
90	8 Star Motorsports	Ferrari F458 Italia	LMGTE Am	Gianluca RODA					
90	8 Star Motorsports	Ferrari F458 Italia	LMGTE Am	Paolo RUBERTI					
75	Prospeed Competition	Porsche 911 GT3 RSR	LMGTE Am	Mathieu VAXIVIÈRE					
92	Porsche Team Manthey	Porsche 911 RSR	LMGTE Pro	Frédéric MAKOWIECKI					
92	Porsche Team Manthey	Porsche 911 RSR	LMGTE Pro	Richard LIETZ					
71	AF Corse	Ferrari F458 Italia	LMGTE Pro	Gianmaria BRUNI					
92	Porsche Team Manthey	Porsche 911 RSR	LMGTE Pro	Marco HOLZER					
75	Prospeed Competition	Porsche 911 GT3 RSR	LMGTE Am	François PERRODO					



FIA WEC
THE PROLOGUE - PAUL RICARD
Friday Night Session

Classification by Driver Fastest Lap

Nr	Team	Car	Class	Driver	Time	Lap	Total	Gap	Kph
75	Prospeed Competition	Porsche 911 GT3 RSR	LMGTE Am	Emmanuel COLLARD					
99	Aston Martin Racing	Aston Martin Vantage V8	LMGTE Pro	Darryl O'YOUNG					
61	AF Corse	Ferrari F458 Italia	LMGTE Am	Mirko VENTURI					

Published at:

Track Temp: **10,00 °C**

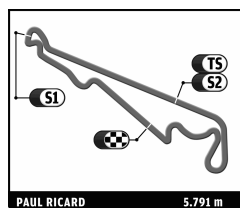
Air Temp: **7,94 °C**

Track Status:

DRY

Race Director:

Timekeeper:



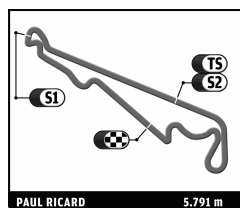
FIA WEC

THE PROLOGUE - PAUL RICARD

Saturday Afternoon Session

Classification by Driver Fastest Lap

Nr	Team	Car	Class	Driver	Time	Lap	Total	Gap	Kph
1	2 Audi Sport Team Joest	Audi R18 e-tron quattro	LMP1 - H	Benoît TRÉLUYER	1:43.423	13	16		201.6
2	8 Toyota Racing	Toyota TS 040 - Hybrid	LMP1 - H	Sébastien BUEMI	1:43.615	15	23	0.192	201.2
3	20 Porsche Team	Porsche 919 Hybrid	LMP1 - H	Mark WEBBER	1:43.990	33	57	0.567	200.5
4	20 Porsche Team	Porsche 919 Hybrid	LMP1 - H	Brendon HARTLEY	1:43.994	2	5	0.571	200.5
5	14 Porsche Team	Porsche 919 Hybrid	LMP1 - H	Neel JANI	1:44.117	9	15	0.694	200.2
6	7 Toyota Racing	Toyota TS 040 - Hybrid	LMP1 - H	Kazuki NAKAJIMA	1:44.954	47	54	1.531	198.6
7	2 Audi Sport Team Joest	Audi R18 e-tron quattro	LMP1 - H	Marcel FÄSSLER	1:45.206	2	6	1.783	198.2
8	1 Audi Sport Team Joest	Audi R18 e-tron quattro	LMP1 - H	Lucas DI GRASSI	1:45.621	6	7	2.198	197.4
9	8 Toyota Racing	Toyota TS 040 - Hybrid	LMP1 - H	Nicolas LAPIERRE	1:45.790	13	33	2.367	197.1
10	1 Audi Sport Team Joest	Audi R18 e-tron quattro	LMP1 - H	Tom KRISTENSEN	1:45.928	4	6	2.505	196.8
11	1 Audi Sport Team Joest	Audi R18 e-tron quattro	LMP1 - H	Loïc DUVAL	1:46.072	5	6	2.649	196.5
12	7 Toyota Racing	Toyota TS 040 - Hybrid	LMP1 - H	Stéphane SARRAZIN	1:46.167	10	17	2.744	196.4
13	12 Rebellion Racing	Lola B12/60 - Toyota	LMP1 - L	Mathias BECHE	1:48.914	8	10	5.491	191.4
14	13 Rebellion Racing	Lola B12/60 - Toyota	LMP1 - L	Fabio LEIMER	1:49.052	7	14	5.629	191.2
15	12 Rebellion Racing	Lola B12/60 - Toyota	LMP1 - L	Nick HEIDFELD	1:49.175	23	34	5.752	191.0
16	13 Rebellion Racing	Lola B12/60 - Toyota	LMP1 - L	Dominik KRAIHAMER	1:49.674	6	14	6.251	190.1
17	13 Rebellion Racing	Lola B12/60 - Toyota	LMP1 - L	Andrea BELICCHI	1:50.586	2	17	7.163	188.5
18	47 KCMG	Oreca 03 - Nissan	LMP2	Matthew HOWSON	1:51.071	7	10	7.648	187.7
19	47 KCMG	Oreca 03 - Nissan	LMP2	Richard BRADLEY	1:51.779	10	15	8.356	186.5
20	47 KCMG	Oreca 03 - Nissan	LMP2	Tsugio MATSUDA	1:51.789	8	12	8.366	186.5
21	27 SMP Racing	Oreca 03 - Nissan	LMP2	Nicolas MINASSIAN	1:54.303	5	6	10.880	182.4
22	27 SMP Racing	Oreca 03 - Nissan	LMP2	Maurizio MEDIANI	1:54.316	6	9	10.893	182.4
23	37 SMP Racing	Oreca 03 - Nissan	LMP2	Anton LADYGIN	1:55.080	10	10	11.657	181.2
24	27 SMP Racing	Oreca 03 - Nissan	LMP2	Sergey ZLOBIN	1:57.343	2	3	13.920	177.7
25	88 Proton Competition	Porsche 911 RSR	LMGTE Am	Klaus BACHLER	1:59.042	11	12	15.619	175.1
26	71 AF Corse	Ferrari F458 Italia	LMGTE Pro	Gianmaria BRUNI	1:59.701	19	26	16.278	174.2
27	61 AF Corse	Ferrari F458 Italia	LMGTE Am	Mirko VENTURI	2:01.394	3	5	17.971	171.7
28	75 Prospeed Competition	Porsche 911 GT3 RSR	LMGTE Am	Emmanuel COLLARD	2:01.837	9	16	18.414	171.1
29	75 Prospeed Competition	Porsche 911 GT3 RSR	LMGTE Am	Mathieu VAXIVIÈRE	2:01.925	4	7	18.502	171.0
30	88 Proton Competition	Porsche 911 RSR	LMGTE Am	Christian RIED	2:02.031	11	12	18.608	170.8
31	61 AF Corse	Ferrari F458 Italia	LMGTE Am	Marco CIOCI	2:02.191	4	15	18.768	170.6
32	99 Aston Martin Racing	Aston Martin Vantage V8	LMGTE Pro	Darryl O'YOUNG	2:02.409	2	5	18.986	170.3
33	88 Proton Competition	Porsche 911 RSR	LMGTE Am	Khaled AL QUBAISI	2:02.681	29	30	19.258	169.9
34	99 Aston Martin Racing	Aston Martin Vantage V8	LMGTE Pro	Fernando REES	2:02.693	2	7	19.270	169.9
35	99 Aston Martin Racing	Aston Martin Vantage V8	LMGTE Pro	Alex MACDOWALL	2:03.172	3	4	19.749	169.3
36	53 RAM Racing	Ferrari F458 Italia	LMGTE Am	Mark PATTERSON	2:03.897	22	32	20.474	168.3
26	G-Drive Racing	Morgan - Nissan	LMP2	Olivier PLA					
26	G-Drive Racing	Morgan - Nissan	LMP2	Julien CANAL					
23	Millennium Racing	Oreca 03 - Nissan	LMP2	Shinji NAKANO					
26	G-Drive Racing	Morgan - Nissan	LMP2	Roman RUSINOV					
52	RAM Racing	Ferrari F458 Italia	LMGTE Pro	Matt GRIFFIN					
52	RAM Racing	Ferrari F458 Italia	LMGTE Pro	Alvaro PARENTE					
37	SMP Racing	Oreca 03 - Nissan	LMP2	Kirill LADYGIN					
37	SMP Racing	Oreca 03 - Nissan	LMP2	Viktor SHAITAR					
22	Millennium Racing	Oreca 03 - Nissan	LMP2	John MARTIN					
8	Toyota Racing	Toyota TS 040 - Hybrid	LMP1 - H	Anthony DAVIDSON					
14	Porsche Team	Porsche 919 Hybrid	LMP1 - H	Romain DUMAS			1		
2	Audi Sport Team Joest	Audi R18 e-tron quattro	LMP1 - H	André LOTTERER			3		
7	Toyota Racing	Toyota TS 040 - Hybrid	LMP1 - H	Alexander WURZ					
12	Rebellion Racing	Lola B12/60 - Toyota	LMP1 - L	Nicolas PROST					
22	Millennium Racing	Oreca 03 - Nissan	LMP2	Fabien GIROIX					
14	Porsche Team	Porsche 919 Hybrid	LMP1 - H	Marc LIEB					
20	Porsche Team	Porsche 919 Hybrid	LMP1 - H	Timo BERNHARD					
52	RAM Racing	Ferrari F458 Italia	LMGTE Pro	James ROSSITER					
81	AF Corse	Ferrari F458 Italia	LMGTE Am	Sam BIRD					
90	8 Star Motorsports	Ferrari F458 Italia	LMGTE Am	Vicente POTOLICCHIO					
81	AF Corse	Ferrari F458 Italia	LMGTE Am	Stephen WYATT					
81	AF Corse	Ferrari F458 Italia	LMGTE Am	Michele RUGOLO					
95	Aston Martin Racing	Aston Martin Vantage V8	LMGTE Am	Kristian POULSEN					
95	Aston Martin Racing	Aston Martin Vantage V8	LMGTE Am	Nikki THIIM					
90	8 Star Motorsports	Ferrari F458 Italia	LMGTE Am	Gianluca RODA					
90	8 Star Motorsports	Ferrari F458 Italia	LMGTE Am	Paolo RUBERTI					
75	Prospeed Competition	Porsche 911 GT3 RSR	LMGTE Am	François PERRODO					
92	Porsche Team Manthey	Porsche 911 RSR	LMGTE Pro	Marco HOLZER					
92	Porsche Team Manthey	Porsche 911 RSR	LMGTE Pro	Frédéric MAKOWIECKI					
71	AF Corse	Ferrari F458 Italia	LMGTE Pro	Davide RIGON					
71	AF Corse	Ferrari F458 Italia	LMGTE Pro	James CALADO					
53	RAM Racing	Ferrari F458 Italia	LMGTE Am	Ben COLLINS					



FIA WEC
THE PROLOGUE - PAUL RICARD
Saturday Afternoon Session

Classification by Driver Fastest Lap

Nr	Team	Car	Class	Driver	Time	Lap	Total	Gap	Kph
61	AF Corse	Ferrari F458 Italia	LMGTE Am	Luis PEREZ COMPANC					
92	Porsche Team Manthey	Porsche 911 RSR	LMGTE Pro	Richard LIETZ					
53	RAM Racing	Ferrari F458 Italia	LMGTE Am	Johnny MOWLEM					

Published at:

Track Temp: **16,67 °C**

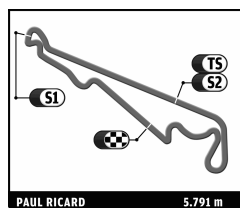
Air Temp: **15,33 °C**

Track Status:

DRY

Race Director:

Timekeeper:



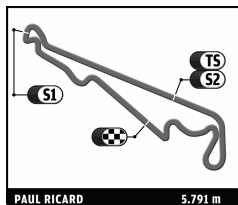
FIA WEC

THE PROLOGUE - PAUL RICARD

Saturday Morning Session

Classification by Driver Fastest Lap

Nr	Team	Car	Class	Driver	Time	Lap	Total	Gap	Kph
1	Audi Sport Team Joest	Audi R18 e-tron quattro	LMP1 - H	Tom KRISTENSEN	1:43.017	20	21		202.4
2	Porsche Team	Porsche 919 Hybrid	LMP1 - H	Romain DUMAS	1:43.341	31	47	0.324	201.7
3	Porsche Team	Porsche 919 Hybrid	LMP1 - H	Brendon HARTLEY	1:43.344	11	25	0.327	201.7
4	Porsche Team	Porsche 919 Hybrid	LMP1 - H	Timo BERNHARD	1:43.574	2	55	0.557	201.3
5	Toyota Racing	Toyota TS 040 - Hybrid	LMP1 - H	Sébastien BUEMI	1:43.764	17	29	0.747	200.9
6	Audi Sport Team Joest	Audi R18 e-tron quattro	LMP1 - H	Lucas DI GRASSI	1:43.786	10	21	0.769	200.9
7	Audi Sport Team Joest	Audi R18 e-tron quattro	LMP1 - H	André LOTTERER	1:43.974	15	23	0.957	200.5
8	Toyota Racing	Toyota TS 040 - Hybrid	LMP1 - H	Alexander WURZ	1:44.069	39	63	1.052	200.3
9	Audi Sport Team Joest	Audi R18 e-tron quattro	LMP1 - H	Loïc DUVAL	1:44.175	3	6	1.158	200.1
10	Toyota Racing	Toyota TS 040 - Hybrid	LMP1 - H	Anthony DAVIDSON	1:44.511	25	36	1.494	199.5
11	Porsche Team	Porsche 919 Hybrid	LMP1 - H	Marc LIEB	1:45.120	9	50	2.103	198.3
12	Toyota Racing	Toyota TS 040 - Hybrid	LMP1 - H	Stéphane SARRAZIN	1:45.583	27	34	2.566	197.5
13	Toyota Racing	Toyota TS 040 - Hybrid	LMP1 - H	Nicolas LAPIERRE	1:47.635	5	6	4.618	193.7
14	Rebellion Racing	Lola B12/60 - Toyota	LMP1 - L	Mathias BECHE	1:47.726	23	29	4.709	193.5
15	Rebellion Racing	Lola B12/60 - Toyota	LMP1 - L	Nicolas PROST	1:48.169	29	35	5.152	192.7
16	Rebellion Racing	Lola B12/60 - Toyota	LMP1 - L	Andrea BELICCHI	1:48.238	9	18	5.221	192.6
17	Rebellion Racing	Lola B12/60 - Toyota	LMP1 - L	Fabio LEIMER	1:48.491	7	26	5.474	192.2
18	Rebellion Racing	Lola B12/60 - Toyota	LMP1 - L	Dominik KRAIHAMER	1:49.399	6	15	6.382	190.6
19	SMP Racing	Oreca 03 - Nissan	LMP2	Nicolas MINASSIAN	1:51.318	19	21	8.301	187.3
20	SMP Racing	Oreca 03 - Nissan	LMP2	Kirill LADYGIN	1:51.652	17	24	8.635	186.7
21	G-Drive Racing	Morgan - Nissan	LMP2	Roman RUSINOV	1:51.698	15	17	8.681	186.6
22	KCMG	Oreca 03 - Nissan	LMP2	Richard BRADLEY	1:51.814	7	17	8.797	186.4
23	KCMG	Oreca 03 - Nissan	LMP2	Matthew HOWSON	1:52.024	19	24	9.007	186.1
24	G-Drive Racing	Morgan - Nissan	LMP2	Olivier PLA	1:52.043	2	5	9.026	186.1
25	KCMG	Oreca 03 - Nissan	LMP2	Tsugio MATSUDA	1:52.768	5	7	9.751	184.9
26	SMP Racing	Oreca 03 - Nissan	LMP2	Viktor SHAITAR	1:53.979	11	13	10.962	182.9
27	SMP Racing	Oreca 03 - Nissan	LMP2	Sergey ZLOBIN	1:54.062	3	18	11.045	182.8
28	SMP Racing	Oreca 03 - Nissan	LMP2	Anton LADYGIN	1:55.734	2	3	12.717	180.1
29	Porsche Team Manthey	Porsche 911 RSR	LMGTE Pro	Marco HOLZER	1:58.329	33	56	15.312	176.2
30	Prospeed Competition	Porsche 911 GT3 RSR	LMGTE Am	Mathieu VAXIVIÈRE	1:58.641	25	28	15.624	175.7
31	RAM Racing	Ferrari F458 Italia	LMGTE Pro	Alvaro PARENTE	1:58.817	5	6	15.800	175.5
32	Porsche Team Manthey	Porsche 911 RSR	LMGTE Pro	Richard LIETZ	1:58.863	8	22	15.846	175.4
33	AF Corse	Ferrari F458 Italia	LMGTE Pro	Gianmaria BRUNI	1:58.990	42	42	15.973	175.2
34	Proton Competition	Porsche 911 RSR	LMGTE Am	Klaus BACHLER	1:59.617	3	10	16.600	174.3
35	AF Corse	Ferrari F458 Italia	LMGTE Am	Sam BIRD	1:59.682	12	30	16.665	174.2
36	RAM Racing	Ferrari F458 Italia	LMGTE Pro	Matt GRIFFIN	1:59.776	15	17	16.759	174.1
37	AF Corse	Ferrari F458 Italia	LMGTE Am	Mirko VENTURI	2:00.007	12	17	16.990	173.7
38	8 Star Motorsports	Ferrari F458 Italia	LMGTE Am	Paolo RUBERTI	2:00.197	13	15	17.180	173.4
39	RAM Racing	Ferrari F458 Italia	LMGTE Pro	James ROSSITER	2:00.232	5	6	17.215	173.4
40	8 Star Motorsports	Ferrari F458 Italia	LMGTE Am	Vicente POTOLICCHIO	2:00.507	5	6	17.490	173.0
41	AF Corse	Ferrari F458 Italia	LMGTE Am	Michele RUGOLO	2:00.559	7	8	17.542	172.9
42	Aston Martin Racing	Aston Martin Vantage V8	LMGTE Am	Nikki THIAM	2:00.564	3	25	17.547	172.9
43	AF Corse	Ferrari F458 Italia	LMGTE Am	Marco CIOCI	2:00.638	21	22	17.621	172.8
44	Aston Martin Racing	Aston Martin Vantage V8	LMGTE Pro	Alex MACDOWALL	2:00.822	18	27	17.805	172.5
45	Prospeed Competition	Porsche 911 GT3 RSR	LMGTE Am	Emmanuel COLLARD	2:00.886	4	28	17.869	172.5
46	Proton Competition	Porsche 911 RSR	LMGTE Am	Christian RIED	2:00.980	9	16	17.963	172.3
47	Aston Martin Racing	Aston Martin Vantage V8	LMGTE Am	Kristian POULSEN	2:01.498	8	24	18.481	171.6
48	AF Corse	Ferrari F458 Italia	LMGTE Am	Luis PEREZ COMPANC	2:01.534	9	24	18.517	171.5
49	Proton Competition	Porsche 911 RSR	LMGTE Am	Khaled AL QUBAISI	2:03.557	10	11	20.540	168.7
22	Millennium Racing	Oreca 03 - Nissan	LMP2	John MARTIN					
22	Millennium Racing	Oreca 03 - Nissan	LMP2	Fabien GIROIX					
23	Millennium Racing	Oreca 03 - Nissan	LMP2	Shinji NAKANO					
27	SMP Racing	Oreca 03 - Nissan	LMP2	Maurizio MEDIANI					
26	G-Drive Racing	Morgan - Nissan	LMP2	Julien CANAL					
12	Rebellion Racing	Lola B12/60 - Toyota	LMP1 - L	Nick HEIDFELD					
2	Audi Sport Team Joest	Audi R18 e-tron quattro	LMP1 - H	Benoît TRÉLUIER					
2	Audi Sport Team Joest	Audi R18 e-tron quattro	LMP1 - H	Marcel FÄSSLER					
7	Toyota Racing	Toyota TS 040 - Hybrid	LMP1 - H	Kazuki NAKAJIMA					
20	Porsche Team	Porsche 919 Hybrid	LMP1 - H	Mark WEBBER					
14	Porsche Team	Porsche 919 Hybrid	LMP1 - H	Neel JANI					
53	RAM Racing	Ferrari F458 Italia	LMGTE Am	Ben COLLINS					
53	RAM Racing	Ferrari F458 Italia	LMGTE Am	Mark PATTERSON					
75	Prospeed Competition	Porsche 911 GT3 RSR	LMGTE Am	François PERRODO					
90	8 Star Motorsports	Ferrari F458 Italia	LMGTE Am	Gianluca RODA			3		
81	AF Corse	Ferrari F458 Italia	LMGTE Am	Stephen WYATT					
53	RAM Racing	Ferrari F458 Italia	LMGTE Am	Johnny MOWLEM			2		
71	AF Corse	Ferrari F458 Italia	LMGTE Pro	James CALADO					
71	AF Corse	Ferrari F458 Italia	LMGTE Pro	Davide RIGON					



FIA WEC
THE PROLOGUE - PAUL RICARD
Saturday Morning Session

Classification by Driver Fastest Lap

Nr	Team	Car	Class	Driver	Time	Lap	Total	Gap	Kph
92	Porsche Team Manthey	Porsche 911 RSR	LMGTE Pro	Frédéric MAKOWIECKI					
99	Aston Martin Racing	Aston Martin Vantage V8	LMGTE Pro	Fernando REES					
99	Aston Martin Racing	Aston Martin Vantage V8	LMGTE Pro	Darryl O'YOUNG					

Published at:

Track Temp: **16,11 °C**

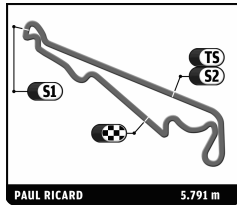
Air Temp: **16,39 °C**

Track Status:

DRY

Race Director:

Timekeeper:

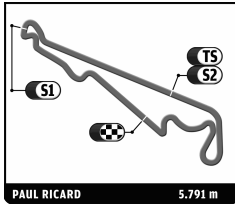


FIA WEC THE PROLOGUE - PAUL RICARD

After Friday Afternoon Session

Classification by Driver Fastest Lap

Nr	Team	Car	Class	Driver	Session 1		Session 2		Time	Gap	Kph
					Time	Lap	Time	Lap			
1	20 Porsche Team	Porsche 919 Hybrid	LMP1 - H	Timo BERNHARD	1:43.624	20 / 20	1:41.788	33 / 38	1:41.788		204.8
2	20 Porsche Team	Porsche 919 Hybrid	LMP1 - H	Mark WEBBER	1:43.260	21 / 36	1:41.929	4 / 5	1:41.929	0.141	204.5
3	2 Audi Sport Team Joest	Audi R18 e-tron quattro	LMP1 - H	André LOTTERER			1:42.073	30 / 31	1:42.073	0.285	204.2
4	14 Porsche Team	Porsche 919 Hybrid	LMP1 - H	Romain DUMAS	1:44.897	6 / 7	1:42.126	22 / 23	1:42.126	0.338	204.1
5	7 Toyota Racing	Toyota TS 040 - Hybrid	LMP1 - H	Stéphane SARRAZIN			1:42.356	30 / 47	1:42.356	0.568	203.7
6	1 Audi Sport Team Joest	Audi R18 e-tron quattro	LMP1 - H	Loïc DUVAL	1:44.291	10 / 17	1:42.407	7 / 18	1:42.407	0.619	203.6
7	14 Porsche Team	Porsche 919 Hybrid	LMP1 - H	Neel JANI	1:42.912	9 / 37	1:42.458	3 / 4	1:42.458	0.670	203.5
8	1 Audi Sport Team Joest	Audi R18 e-tron quattro	LMP1 - H	Lucas DI GRASSI			1:42.503	22 / 28	1:42.503	0.715	203.4
9	2 Audi Sport Team Joest	Audi R18 e-tron quattro	LMP1 - H	Marcel FÄSSLER	1:42.788	16 / 28			1:42.788	1.000	202.8
10	20 Porsche Team	Porsche 919 Hybrid	LMP1 - H	Brendan HARTLEY			1:42.841	29 / 38	1:42.841	1.053	202.7
11	14 Porsche Team	Porsche 919 Hybrid	LMP1 - H	Marc LIEB			1:43.386	20 / 39	1:43.386	1.598	201.6
12	7 Toyota Racing	Toyota TS 040 - Hybrid	LMP1 - H	Alexander WURZ	1:44.502	11 / 24	1:43.639	2 / 28	1:43.639	1.851	201.2
13	7 Toyota Racing	Toyota TS 040 - Hybrid	LMP1 - H	Kazuki NAKAJIMA	1:43.910	34 / 35			1:43.910	2.122	200.6
14	8 Toyota Racing	Toyota TS 040 - Hybrid	LMP1 - H	Nicolas LAPIERRE	1:44.828	15 / 18	1:43.959	32 / 43	1:43.959	2.171	200.5
15	8 Toyota Racing	Toyota TS 040 - Hybrid	LMP1 - H	Anthony DAVIDSON			1:44.102	27 / 30	1:44.102	2.314	200.3
16	1 Audi Sport Team Joest	Audi R18 e-tron quattro	LMP1 - H	Tom KRISTENSEN	1:44.164	10 / 11			1:44.164	2.376	200.1
17	12 Rebellion Racing	Lola B12/60 - Toyota	LMP1 - L	Nick HEIDFELD	1:45.551	10 / 11	1:44.806	17 / 21	1:44.806	3.018	198.9
18	8 Toyota Racing	Toyota TS 040 - Hybrid	LMP1 - L	Sébastien BUEMI	1:44.822	44 / 45			1:44.822	3.034	198.9
19	12 Rebellion Racing	Lola B12/60 - Toyota	LMP1 - L	Mathias BECHE			1:45.713	10 / 20	1:45.713	3.925	197.2
20	12 Rebellion Racing	Lola B12/60 - Toyota	LMP1 - L	Nicolas PROST	1:45.965	22 / 23	1:46.040	4 / 7	1:45.965	4.177	196.7
21	13 Rebellion Racing	Lola B12/60 - Toyota	LMP1 - L	Fabio LEIMER			1:46.915	29 / 30	1:46.915	5.127	195.0
22	13 Rebellion Racing	Lola B12/60 - Toyota	LMP1 - L	Dominik KRAIHAMER			1:47.351	17 / 20	1:47.351	5.563	194.2
23	13 Rebellion Racing	Lola B12/60 - Toyota	LMP1 - L	Andrea BELICCHI	1:47.424	27 / 28			1:47.424	5.636	194.1
24	23 Millennium Racing	Oreca 03 - Nissan	LMP2	Shinji NAKANO			1:48.970	31 / 52	1:48.970	7.182	191.3
25	26 G-Drive Racing	Morgan - Nissan	LMP2	Olivier PLA		- / 1	1:49.084	18 / 19	1:49.084	7.296	191.1
26	22 Millennium Racing	Oreca 03 - Nissan	LMP2	John MARTIN	1:49.284	11 / 13	1:49.432	8 / 9	1:49.284	7.496	190.8
27	47 KCMG	Oreca 03 - Nissan	LMP2	Tsugio MATSUDA	1:52.064	11 / 12	1:49.722	16 / 20	1:49.722	7.934	190.0
28	27 SMP Racing	Oreca 03 - Nissan	LMP2	Nicolas MINASSIAN	1:50.634	10 / 22	1:49.796	8 / 15	1:49.796	8.008	189.9
29	37 SMP Racing	Oreca 03 - Nissan	LMP2	Kirill LADYGIN	1:50.781	11 / 14	1:50.321	15 / 15	1:50.321	8.533	189.0
30	22 Millennium Racing	Oreca 03 - Nissan	LMP2	Fabien GIROIX	1:50.462	30 / 33			1:50.462	8.674	188.7
31	37 SMP Racing	Oreca 03 - Nissan	LMP2	Viktor SHAITAR	1:53.501	5 / 7	1:50.710	11 / 13	1:50.710	8.922	188.3
32	26 G-Drive Racing	Morgan - Nissan	LMP2	Roman RUSINOV		- / 1	1:50.727	8 / 10	1:50.727	8.939	188.3
33	47 KCMG	Oreca 03 - Nissan	LMP2	Richard BRADLEY	1:51.431	9 / 12			1:51.431	9.643	187.1
34	27 SMP Racing	Oreca 03 - Nissan	LMP2	Maurizio MEDIANI			1:51.751	6 / 8	1:51.751	9.963	186.6
35	26 G-Drive Racing	Morgan - Nissan	LMP2	Julien CANAL		- / 1	1:52.022	13 / 14	1:52.022	10.234	186.1
36	47 KCMG	Oreca 03 - Nissan	LMP2	Matthew HOWSON	1:52.387	5 / 10	1:52.454	4 / 7	1:52.387	10.599	185.5
37	27 SMP Racing	Oreca 03 - Nissan	LMP2	Sergey ZLOBIN	1:55.344	4 / 6	1:53.610	7 / 8	1:53.610	11.822	183.5
38	37 SMP Racing	Oreca 03 - Nissan	LMP2	Anton LADYGIN	1:54.049	10 / 11			1:54.049	12.261	182.8
39	92 Porsche Team Manthey	Porsche 911 RSR	LMGTE Pro	Frédéric MAKOWIECKI			1:58.041	11 / 44	1:58.041	16.253	176.6
40	92 Porsche Team Manthey	Porsche 911 RSR	LMGTE Pro	Richard LIETZ	1:58.080	21 / 23	1:58.131	17 / 23	1:58.080	16.292	176.6
41	71 AF Corse	Ferrari F458 Italia	LMGTE Pro	James CALADO	1:58.937	6 / 15	1:58.277	13 / 22	1:58.277	16.489	176.3
42	90 8 Star Motorsports	Ferrari F458 Italia	LMGTE Am	Paolo RUBERTI	1:58.852	9 / 23	1:58.507	9 / 10	1:58.507	16.719	175.9
43	81 AF Corse	Ferrari F458 Italia	LMGTE Am	Sam BIRD	1:59.053	15 / 16	1:58.545	3 / 4	1:58.545	16.757	175.9
44	92 Porsche Team Manthey	Porsche 911 RSR	LMGTE Pro	Marco HOLZER	1:58.602	24 / 35		- / 1	1:58.602	16.814	175.8
45	71 AF Corse	Ferrari F458 Italia	LMGTE Pro	Gianmaria BRUNI	1:58.643	6 / 8			1:58.643	16.855	175.7
46	71 AF Corse	Ferrari F458 Italia	LMGTE Pro	Davide RIGON	1:59.047	8 / 29	1:58.659	7 / 12	1:58.659	16.871	175.7
47	52 RAM Racing	Ferrari F458 Italia	LMGTE Pro	James ROSSITER	1:58.668	15 / 16	1:58.877	17 / 18	1:58.668	16.880	175.7
48	52 RAM Racing	Ferrari F458 Italia	LMGTE Pro	Alvaro PARENTE	1:59.336	15 / 21	1:58.679	4 / 9	1:58.679	16.891	175.7
49	52 RAM Racing	Ferrari F458 Italia	LMGTE Pro	Matt GRIFFIN	1:58.987	16 / 17	1:58.741	11 / 13	1:58.741	16.953	175.6
50	61 AF Corse	Ferrari F458 Italia	LMGTE Am	Marco CIOCI	1:58.970	4 / 22	2:00.381	4 / 14	1:58.970	17.182	175.2
51	88 Proton Competition	Porsche 911 RSR	LMGTE Am	Klaus BACHLER	2:03.862	13 / 14	1:59.055	17 / 19	1:59.055	17.267	175.1
52	99 Aston Martin Racing	Aston Martin Vantage V8	LMGTE Pro	Fernando REES	1:59.823	14 / 18	1:59.076	6 / 14	1:59.076	17.288	175.1
53	75 Prospeed Competition	Porsche 911 GT3 RSR	LMGTE Am	Emmanuel COLLARD	1:59.113	32 / 34	1:59.573	4 / 5	1:59.113	17.325	175.0
54	53 RAM Racing	Ferrari F458 Italia	LMGTE Am	Ben COLLINS	1:59.138	19 / 21			1:59.138	17.350	175.0
55	81 AF Corse	Ferrari F458 Italia	LMGTE Am	Michele RUGOLO	1:59.941	6 / 10	1:59.172	11 / 11	1:59.172	17.384	174.9
56	61 AF Corse	Ferrari F458 Italia	LMGTE Am	Mirko VENTURI	1:59.226	6 / 9	1:59.419	6 / 9	1:59.226	17.438	174.9



FIA WEC THE PROLOGUE - PAUL RICARD

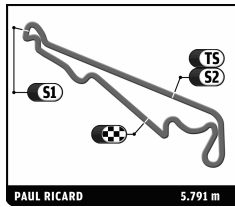
After Friday Afternoon Session

Classification by Driver Fastest Lap

Nr	Team	Car	Class	Driver	Session 1		Session 2		Time	Gap	Kph
					Time	Lap	Time	Lap			
57	53 RAM Racing	Ferrari F458 Italia	LMGTE Am	Johnny MOWLEM	1:59.638	25 / 41	1:59.258	14 / 18	1:59.258	17.470	174.8
58	88 Proton Competition	Porsche 911 RSR	LMGTE Am	Christian RIED	2:01.149	10 / 14	1:59.377	17 / 18	1:59.377	17.589	174.6
59	95 Aston Martin Racing	Aston Martin Vantage V8	LMGTE Am	Nikki THIM	1:59.575	20 / 25	1:59.457	5 / 14	1:59.457	17.669	174.5
60	90 8 Star Motorsports	Ferrari F458 Italia	LMGTE Am	Vicente FOTOLUCCIO	2:01.269	6 / 11	1:59.464	8 / 9	1:59.464	17.676	174.5
61	99 Aston Martin Racing	Aston Martin Vantage V8	LMGTE Pro	Darryl O'YOUNG			1:59.589	24 / 27	1:59.589	17.801	174.3
62	90 8 Star Motorsports	Ferrari F458 Italia	LMGTE Am	Gianluca RODA	2:02.615	19 / 20	1:59.885	9 / 17	1:59.885	18.097	173.9
63	75 Prospeed Competition	Porsche 911 GT3 RSR	LMGTE Am	Mathieu VAXIVIÈRE			1:59.933	6 / 20	1:59.933	18.145	173.8
64	61 AF Corse	Ferrari F458 Italia	LMGTE Am	Luis PEREZ COMPANC	2:00.306	25 / 37	2:01.156	14 / 14	2:00.306	18.518	173.3
65	95 Aston Martin Racing	Aston Martin Vantage V8	LMGTE Am	Kristian POULSEN	2:01.900	19 / 21	2:00.326	8 / 29	2:00.326	18.538	173.3
66	81 AF Corse	Ferrari F458 Italia	LMGTE Am	Stephen WYATT	2:02.353	25 / 32	2:00.367	8 / 17	2:00.367	18.579	173.2
67	53 RAM Racing	Ferrari F458 Italia	LMGTE Am	Mark PATTERSON			2:00.690	41 / 44	2:00.690	18.902	172.7
68	88 Proton Competition	Porsche 911 RSR	LMGTE Am	Khaled AL QUBAISI	2:05.289	9 / 10	2:01.301	17 / 18	2:01.301	19.513	171.9
69	75 Prospeed Competition	Porsche 911 GT3 RSR	LMGTE Am	François PERRODO	2:03.448	21 / 21	2:01.950	29 / 40	2:01.950	20.162	171.0
70	99 Aston Martin Racing	Aston Martin Vantage V8	LMGTE Pro	Alex MACDOWALL	2:02.137	13 / 15	2:05.564	4 / 4	2:02.137	20.349	170.7
71	2 Audi Sport Team Joest	Audi R18 e-tron quattro	LMP1 - H	Benoit TRÉLUYER							

Published at:

Race Director:	Timekeeper:
-----------------------	--------------------

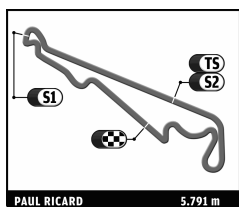


FIA WEC THE PROLOGUE - PAUL RICARD

After Friday Afternoon Session

Classification by Driver And Class Fastest Lap

Nr	Team	Car	Class	Driver	Time	Laps	Gap	Kph	Session
LMP1									
1	20 Porsche Team	Porsche 919 Hybrid	LMP1 - H	Timo BERNHARD	1:41.788	58		204.8	Friday Afternoon Session
2	20 Porsche Team	Porsche 919 Hybrid	LMP1 - H	Mark WEBBER	1:41.929	41	0.141	204.5	Friday Afternoon Session
3	2 Audi Sport Team Joest	Audi R18 e-tron quattro	LMP1 - H	André LOTTERER	1:42.073	31	0.285	204.2	Friday Afternoon Session
4	14 Porsche Team	Porsche 919 Hybrid	LMP1 - H	Romain DUMAS	1:42.126	30	0.338	204.1	Friday Afternoon Session
5	7 Toyota Racing	Toyota TS 040 - Hybrid	LMP1 - H	Stéphane SARRAZIN	1:42.356	47	0.568	203.7	Friday Afternoon Session
6	1 Audi Sport Team Joest	Audi R18 e-tron quattro	LMP1 - H	Loïc DUVAL	1:42.407	35	0.619	203.6	Friday Afternoon Session
7	14 Porsche Team	Porsche 919 Hybrid	LMP1 - H	Neel JANI	1:42.458	41	0.670	203.5	Friday Afternoon Session
8	1 Audi Sport Team Joest	Audi R18 e-tron quattro	LMP1 - H	Lucas DI GRASSI	1:42.503	28	0.715	203.4	Friday Afternoon Session
9	2 Audi Sport Team Joest	Audi R18 e-tron quattro	LMP1 - H	Marcel FÄSSLER	1:42.788	28	1.000	202.8	Friday Morning Session
10	20 Porsche Team	Porsche 919 Hybrid	LMP1 - H	Brendon HARTLEY	1:42.841	38	1.053	202.7	Friday Afternoon Session
11	14 Porsche Team	Porsche 919 Hybrid	LMP1 - H	Marc LIEB	1:43.386	39	1.598	201.6	Friday Afternoon Session
12	7 Toyota Racing	Toyota TS 040 - Hybrid	LMP1 - H	Alexander WURZ	1:43.639	52	1.851	201.2	Friday Afternoon Session
13	7 Toyota Racing	Toyota TS 040 - Hybrid	LMP1 - H	Kazuki NAKAJIMA	1:43.910	35	2.122	200.6	Friday Morning Session
14	8 Toyota Racing	Toyota TS 040 - Hybrid	LMP1 - H	Nicolas LAPIERRE	1:43.959	61	2.171	200.5	Friday Afternoon Session
15	8 Toyota Racing	Toyota TS 040 - Hybrid	LMP1 - H	Anthony DAVIDSON	1:44.102	30	2.314	200.3	Friday Afternoon Session
16	1 Audi Sport Team Joest	Audi R18 e-tron quattro	LMP1 - H	Tom KRISTENSEN	1:44.164	11	2.376	200.1	Friday Morning Session
17	12 Rebellion Racing	Lola B12/60 - Toyota	LMP1 - L	Nick HEIDFELD	1:44.806	32	3.018	198.9	Friday Afternoon Session
18	8 Toyota Racing	Toyota TS 040 - Hybrid	LMP1 - H	Sébastien BUEMI	1:44.822	45	3.034	198.9	Friday Morning Session
19	12 Rebellion Racing	Lola B12/60 - Toyota	LMP1 - L	Mathias BECHE	1:45.713	20	3.925	197.2	Friday Afternoon Session
20	12 Rebellion Racing	Lola B12/60 - Toyota	LMP1 - L	Nicolas PROST	1:45.965	30	4.177	196.7	Friday Morning Session
21	13 Rebellion Racing	Lola B12/60 - Toyota	LMP1 - L	Fabio LEIMER	1:46.915	30	5.127	195.0	Friday Afternoon Session
22	13 Rebellion Racing	Lola B12/60 - Toyota	LMP1 - L	Dominik KRAIHAMER	1:47.351	20	5.563	194.2	Friday Afternoon Session
23	13 Rebellion Racing	Lola B12/60 - Toyota	LMP1 - L	Andrea BELICCHI	1:47.424	28	5.636	194.1	Friday Morning Session
2	Audi Sport Team Joest	Audi R18 e-tron quattro	LMP1 - H	Benoit TRÉLUYER					
LMP2									
1	23 Millennium Racing	Oreca 03 - Nissan	LMP2	Shinji NAKANO	1:48.970	52		191.3	Friday Afternoon Session
2	26 G-Drive Racing	Morgan - Nissan	LMP2	Olivier PLA	1:49.084	20	0.114	191.1	Friday Afternoon Session
3	22 Millennium Racing	Oreca 03 - Nissan	LMP2	John MARTIN	1:49.284	22	0.314	190.8	Friday Morning Session
4	47 KCMG	Oreca 03 - Nissan	LMP2	Tsugio MATSUDA	1:49.722	32	0.752	190.0	Friday Afternoon Session
5	27 SMP Racing	Oreca 03 - Nissan	LMP2	Nicolas MINASSIAN	1:49.796	37	0.826	189.9	Friday Afternoon Session
6	37 SMP Racing	Oreca 03 - Nissan	LMP2	Kirill LADYGIN	1:50.321	29	1.351	189.0	Friday Afternoon Session
7	22 Millennium Racing	Oreca 03 - Nissan	LMP2	Fabien GIROIX	1:50.462	33	1.492	188.7	Friday Morning Session
8	37 SMP Racing	Oreca 03 - Nissan	LMP2	Viktor SHAITAR	1:50.710	20	1.740	188.3	Friday Afternoon Session
9	26 G-Drive Racing	Morgan - Nissan	LMP2	Roman RUSINOV	1:50.727	11	1.757	188.3	Friday Afternoon Session
10	47 KCMG	Oreca 03 - Nissan	LMP2	Richard BRADLEY	1:51.431	12	2.461	187.1	Friday Morning Session
11	27 SMP Racing	Oreca 03 - Nissan	LMP2	Maurizio MEDIANI	1:51.751	8	2.781	186.6	Friday Afternoon Session
12	26 G-Drive Racing	Morgan - Nissan	LMP2	Julien CANAL	1:52.022	15	3.052	186.1	Friday Afternoon Session
13	47 KCMG	Oreca 03 - Nissan	LMP2	Matthew HOWSON	1:52.387	17	3.417	185.5	Friday Morning Session
14	27 SMP Racing	Oreca 03 - Nissan	LMP2	Sergey ZLOBIN	1:53.610	14	4.640	183.5	Friday Afternoon Session
15	37 SMP Racing	Oreca 03 - Nissan	LMP2	Anton LADYGIN	1:54.049	11	5.079	182.8	Friday Morning Session
LMGTE Pro									
1	92 Porsche Team Manthey	Porsche 911 RSR	LMGTE Pro	Frédéric MAKOWIECKI	1:58.041	44		176.6	Friday Afternoon Session
2	92 Porsche Team Manthey	Porsche 911 RSR	LMGTE Pro	Richard LIETZ	1:58.080	46	0.039	176.6	Friday Morning Session
3	71 AF Corse	Ferrari F458 Italia	LMGTE Pro	James CALADO	1:58.277	37	0.236	176.3	Friday Afternoon Session
4	92 Porsche Team Manthey	Porsche 911 RSR	LMGTE Pro	Marco HOLZER	1:58.602	36	0.561	175.8	Friday Morning Session
5	71 AF Corse	Ferrari F458 Italia	LMGTE Pro	Gianmaria BRUNI	1:58.643	8	0.602	175.7	Friday Morning Session
6	71 AF Corse	Ferrari F458 Italia	LMGTE Pro	Davide RIGON	1:58.659	41	0.618	175.7	Friday Afternoon Session
7	52 RAM Racing	Ferrari F458 Italia	LMGTE Pro	James ROSSITER	1:58.668	34	0.627	175.7	Friday Morning Session
8	52 RAM Racing	Ferrari F458 Italia	LMGTE Pro	Alvaro PARENTE	1:58.679	30	0.638	175.7	Friday Afternoon Session
9	52 RAM Racing	Ferrari F458 Italia	LMGTE Pro	Matt GRIFFIN	1:58.741	30	0.700	175.6	Friday Afternoon Session
10	99 Aston Martin Racing	Aston Martin Vantage V8	LMGTE Pro	Fernando REES	1:59.076	32	1.035	175.1	Friday Afternoon Session
11	99 Aston Martin Racing	Aston Martin Vantage V8	LMGTE Pro	Darryl OYOUNG	1:59.589	27	1.548	174.3	Friday Afternoon Session
12	99 Aston Martin Racing	Aston Martin Vantage V8	LMGTE Pro	Alex MACDOWALL	2:02.137	19	4.096	170.7	Friday Morning Session
LMGTE Am									
1	90 8 Star Motorsports	Ferrari F458 Italia	LMGTE Am	Paolo RUBERTI	1:58.507	33		175.9	Friday Afternoon Session
2	81 AF Corse	Ferrari F458 Italia	LMGTE Am	Sam BIRD	1:58.545	20	0.038	175.9	Friday Afternoon Session
3	61 AF Corse	Ferrari F458 Italia	LMGTE Am	Marco CIOCI	1:58.970	36	0.463	175.2	Friday Morning Session
4	88 Proton Competition	Porsche 911 RSR	LMGTE Am	Klaus BACHLER	1:59.055	33	0.548	175.1	Friday Afternoon Session
5	75 Prospeed Competition	Porsche 911 GT3 RSR	LMGTE Am	Emmanuel COLLARD	1:59.113	39	0.606	175.0	Friday Morning Session



FIA WEC THE PROLOGUE - PAUL RICARD

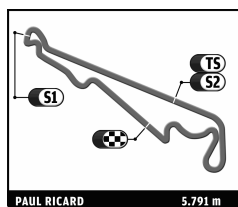
After Friday Afternoon Session

Classification by Driver And Class Fastest Lap

Nr	Team	Car	Class	Driver	Time	Laps	Gap	Kph	Session
6	53 RAM Racing	Ferrari F458 Italia	LMGTE Am	Ben COLLINS	1:59.138	21	0.631	175.0	Friday Morning Session
7	81 AF Corse	Ferrari F458 Italia	LMGTE Am	Michele RUGOLO	1:59.172	21	0.665	174.9	Friday Afternoon Session
8	61 AF Corse	Ferrari F458 Italia	LMGTE Am	Mirko VENTURI	1:59.226	18	0.719	174.9	Friday Morning Session
9	53 RAM Racing	Ferrari F458 Italia	LMGTE Am	Johnny MOWLEM	1:59.258	59	0.751	174.8	Friday Afternoon Session
10	88 Proton Competition	Porsche 911 RSR	LMGTE Am	Christian RIED	1:59.377	32	0.870	174.6	Friday Afternoon Session
11	95 Aston Martin Racing	Aston Martin Vantage V8	LMGTE Am	Nikki THIIM	1:59.457	39	0.950	174.5	Friday Afternoon Session
12	90 8 Star Motorsports	Ferrari F458 Italia	LMGTE Am	Vicente POTOLICCHIO	1:59.464	20	0.957	174.5	Friday Afternoon Session
13	90 8 Star Motorsports	Ferrari F458 Italia	LMGTE Am	Gianluca RODA	1:59.885	37	1.378	173.9	Friday Afternoon Session
14	75 Prospeed Competition	Porsche 911 GT3 RSR	LMGTE Am	Mathieu VAXIVIÈRE	1:59.933	20	1.426	173.8	Friday Afternoon Session
15	61 AF Corse	Ferrari F458 Italia	LMGTE Am	Luis PEREZ COMPANC	2:00.306	51	1.799	173.3	Friday Morning Session
16	95 Aston Martin Racing	Aston Martin Vantage V8	LMGTE Am	Kristian POULSEN	2:00.326	50	1.819	173.3	Friday Afternoon Session
17	81 AF Corse	Ferrari F458 Italia	LMGTE Am	Stephen WYATT	2:00.367	49	1.860	173.2	Friday Afternoon Session
18	53 RAM Racing	Ferrari F458 Italia	LMGTE Am	Mark PATTERSON	2:00.690	44	2.183	172.7	Friday Afternoon Session
19	88 Proton Competition	Porsche 911 RSR	LMGTE Am	Khaled AL QUBAISI	2:01.301	28	2.794	171.9	Friday Afternoon Session
20	75 Prospeed Competition	Porsche 911 GT3 RSR	LMGTE Am	François PERRODO	2:01.950	61	3.443	171.0	Friday Afternoon Session

Published at:

Race Director:	Timekeeper:
-----------------------	--------------------

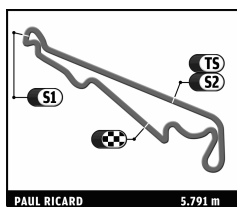


FIA WEC THE PROLOGUE - PAUL RICARD

After Friday Morning Session

Classification by Driver And Class Fastest Lap

Nr	Team	Car	Class	Driver	Time	Laps	Gap	Kph	Session
LMP1									
1	2 Audi Sport Team Joest	Audi R18 e-tron quattro	LMP1 - H	Marcel FÄSSLER	1:42.788	28		202.8	Friday Morning Session
2	14 Porsche Team	Porsche 919 Hybrid	LMP1 - H	Neel JANI	1:42.912	37	0.124	202.6	Friday Morning Session
3	20 Porsche Team	Porsche 919 Hybrid	LMP1 - H	Mark WEBBER	1:43.260	36	0.472	201.9	Friday Morning Session
4	20 Porsche Team	Porsche 919 Hybrid	LMP1 - H	Timo BERNHARD	1:43.624	20	0.836	201.2	Friday Morning Session
5	7 Toyota Racing	Toyota TS 040 - Hybrid	LMP1 - H	Kazuki NAKAJIMA	1:43.910	35	1.122	200.6	Friday Morning Session
6	1 Audi Sport Team Joest	Audi R18 e-tron quattro	LMP1 - H	Tom KRISTENSEN	1:44.164	11	1.376	200.1	Friday Morning Session
7	1 Audi Sport Team Joest	Audi R18 e-tron quattro	LMP1 - H	Loïc DUVAL	1:44.291	17	1.503	199.9	Friday Morning Session
8	7 Toyota Racing	Toyota TS 040 - Hybrid	LMP1 - H	Alexander WURZ	1:44.502	24	1.714	199.5	Friday Morning Session
9	8 Toyota Racing	Toyota TS 040 - Hybrid	LMP1 - H	Sébastien BUEMI	1:44.822	45	2.034	198.9	Friday Morning Session
10	8 Toyota Racing	Toyota TS 040 - Hybrid	LMP1 - H	Nicolas LAPIERRE	1:44.828	18	2.040	198.9	Friday Morning Session
11	14 Porsche Team	Porsche 919 Hybrid	LMP1 - H	Romain DUMAS	1:44.897	7	2.109	198.7	Friday Morning Session
12	12 Rebellion Racing	Lola B12/60 - Toyota	LMP1 - L	Nick HEIDFELD	1:45.551	11	2.763	197.5	Friday Morning Session
13	12 Rebellion Racing	Lola B12/60 - Toyota	LMP1 - L	Nicolas PROST	1:45.965	23	3.177	196.7	Friday Morning Session
14	13 Rebellion Racing	Lola B12/60 - Toyota	LMP1 - L	Andrea BELICCHI	1:47.424	28	4.636	194.1	Friday Morning Session
				Fabio LEMER					
				Dominik KRAIHAMER					
				Mathias BECHE					
				Brendon HARTLEY					
				Marc LIEB					
				Anthony DAVIDSON					
				Stéphane SARRAZIN					
				Benoit TRÉLUYER					
				André LOTTERER					
				Lucas DI GRASSI					
LMP2									
1	22 Millennium Racing	Oreca 03 - Nissan	LMP2	John MARTIN	1:49.284	13		190.8	Friday Morning Session
2	22 Millennium Racing	Oreca 03 - Nissan	LMP2	Fabien GIROIX	1:50.462	33	1.178	188.7	Friday Morning Session
3	27 SMP Racing	Oreca 03 - Nissan	LMP2	Nicolas MINASSIAN	1:50.634	22	1.350	188.4	Friday Morning Session
4	37 SMP Racing	Oreca 03 - Nissan	LMP2	Kirill LADYGIN	1:50.781	14	1.497	188.2	Friday Morning Session
5	47 KCMG	Oreca 03 - Nissan	LMP2	Richard BRADLEY	1:51.431	12	2.147	187.1	Friday Morning Session
6	47 KCMG	Oreca 03 - Nissan	LMP2	Tsugio MATSUDA	1:52.064	12	2.780	186.0	Friday Morning Session
7	47 KCMG	Oreca 03 - Nissan	LMP2	Matthew HOWSON	1:52.387	10	3.103	185.5	Friday Morning Session
8	37 SMP Racing	Oreca 03 - Nissan	LMP2	Viktor SHAITAR	1:53.501	7	4.217	183.7	Friday Morning Session
9	37 SMP Racing	Oreca 03 - Nissan	LMP2	Anton LADYGIN	1:54.049	11	4.765	182.8	Friday Morning Session
10	27 SMP Racing	Oreca 03 - Nissan	LMP2	Sergey ZLOBIN	1:55.344	6	6.060	180.7	Friday Morning Session
				Maurizio MEDIANI					
				Julien CANAL		1			
				Olivier PLA		1			
				Roman RUSINOV		1			
				Shinji NAKANO					
LMGTE Pro									
1	92 Porsche Team Manthey	Porsche 911 RSR	LMGTE Pro	Richard LIETZ	1:58.080	23		176.6	Friday Morning Session
2	92 Porsche Team Manthey	Porsche 911 RSR	LMGTE Pro	Marco HOLZER	1:58.602	35	0.522	175.8	Friday Morning Session
3	71 AF Corse	Ferrari F458 Italia	LMGTE Pro	Gianmaria BRUNI	1:58.643	8	0.563	175.7	Friday Morning Session
4	52 RAM Racing	Ferrari F458 Italia	LMGTE Pro	James ROSSITER	1:58.668	16	0.588	175.7	Friday Morning Session
5	71 AF Corse	Ferrari F458 Italia	LMGTE Pro	James CALADO	1:58.937	15	0.857	175.3	Friday Morning Session
6	52 RAM Racing	Ferrari F458 Italia	LMGTE Pro	Matt GRIFFIN	1:58.987	17	0.907	175.2	Friday Morning Session
7	71 AF Corse	Ferrari F458 Italia	LMGTE Pro	Davide RIGON	1:59.047	29	0.967	175.1	Friday Morning Session
8	52 RAM Racing	Ferrari F458 Italia	LMGTE Pro	Alvaro PARENTE	1:59.336	21	1.256	174.7	Friday Morning Session
9	99 Aston Martin Racing	Aston Martin Vantage V8	LMGTE Pro	Fernando REES	1:59.823	18	1.743	174.0	Friday Morning Session
10	99 Aston Martin Racing	Aston Martin Vantage V8	LMGTE Pro	Alex MACDOWALL	2:02.137	15	4.057	170.7	Friday Morning Session
				Darryl O'YOUNG					
				Frédéric MAKOWECKI					
LMGTE Am									
1	90 8 Star Motorsports	Ferrari F458 Italia	LMGTE Am	Paolo RUBERTI	1:58.852	23		175.4	Friday Morning Session
2	61 AF Corse	Ferrari F458 Italia	LMGTE Am	Marco CIOCI	1:58.970	22	0.118	175.2	Friday Morning Session
3	81 AF Corse	Ferrari F458 Italia	LMGTE Am	Sam BIRD	1:59.053	16	0.201	175.1	Friday Morning Session
4	75 Prospeed Competition	Porsche 911 GT3 RSR	LMGTE Am	Emmanuel COLLARD	1:59.113	34	0.261	175.0	Friday Morning Session
5	53 RAM Racing	Ferrari F458 Italia	LMGTE Am	Ben COLLINS	1:59.138	21	0.286	175.0	Friday Morning Session



FIA WEC THE PROLOGUE - PAUL RICARD

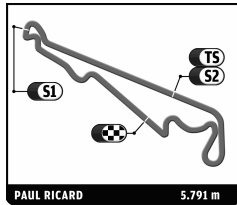
After Friday Morning Session

Classification by Driver And Class Fastest Lap

Nr	Team	Car	Class	Driver	Time	Laps	Gap	Kph	Session
6	61 AF Corse	Ferrari F458 Italia	LMGTE Am	Mirko VENTURI	1:59.226	9	0.374	174.9	Friday Morning Session
7	95 Aston Martin Racing	Aston Martin Vantage V8	LMGTE Am	Nikki THIIM	1:59.575	25	0.723	174.3	Friday Morning Session
8	53 RAM Racing	Ferrari F458 Italia	LMGTE Am	Johnny MOWLEM	1:59.638	41	0.786	174.3	Friday Morning Session
9	81 AF Corse	Ferrari F458 Italia	LMGTE Am	Michele RUGOLO	1:59.941	10	1.089	173.8	Friday Morning Session
10	61 AF Corse	Ferrari F458 Italia	LMGTE Am	Luis PEREZ COMPANC	2:00.306	37	1.454	173.3	Friday Morning Session
11	88 Proton Competition	Porsche 911 RSR	LMGTE Am	Christian RIED	2:01.149	14	2.297	172.1	Friday Morning Session
12	90 8 Star Motorsports	Ferrari F458 Italia	LMGTE Am	Vicente POTOLICCHIO	2:01.269	11	2.417	171.9	Friday Morning Session
13	95 Aston Martin Racing	Aston Martin Vantage V8	LMGTE Am	Kristian POULSEN	2:01.900	21	3.048	171.0	Friday Morning Session
14	81 AF Corse	Ferrari F458 Italia	LMGTE Am	Stephen WYATT	2:02.353	32	3.501	170.4	Friday Morning Session
15	90 8 Star Motorsports	Ferrari F458 Italia	LMGTE Am	Gianluca RODA	2:02.615	20	3.763	170.0	Friday Morning Session
16	75 Prospeed Competition	Porsche 911 GT3 RSR	LMGTE Am	François PERRODO	2:03.448	21	4.596	168.9	Friday Morning Session
17	88 Proton Competition	Porsche 911 RSR	LMGTE Am	Klaus BACHLER	2:03.862	14	5.010	168.3	Friday Morning Session
18	88 Proton Competition	Porsche 911 RSR	LMGTE Am	Khaled AL QUBAISI	2:05.289	10	6.437	166.4	Friday Morning Session
	75 Prospeed Competition	Porsche 911 GT3 RSR	LMGTE Am	Mathieu VAXIVIÈRE					
	53 RAM Racing	Ferrari F458 Italia	LMGTE Am	Mark PATTERSON					

Published at:

Race Director:	Timekeeper:
-----------------------	--------------------

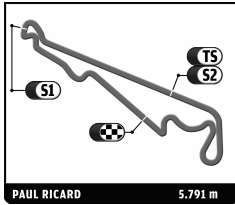


FIA WEC THE PROLOGUE - PAUL RICARD

After Friday Night Session

Classification by Driver Fastest Lap

Nr	Team	Car	Class	Driver	Session 1		Session 2		Session 3		Time	Gap
					Time	Lap	Time	Lap	Time	Lap		
1	20 Porsche Team	Porsche 919 Hybrid	LMP1 - H	Brendon HARTLEY			1:42.841	29 / 38	1:41.289	3 / 18	1:41.289	
2	20 Porsche Team	Porsche 919 Hybrid	LMP1 - H	Timo BERNHARD	1:43.624	20 / 20	1:41.788	33 / 38			1:41.788	0.499
3	20 Porsche Team	Porsche 919 Hybrid	LMP1 - H	Mark WEBBER	1:43.260	21 / 36	1:41.929	4 / 5	1:42.402	11 / 37	1:41.929	0.640
4	2 Audi Sport Team Joest	Audi R18 e-tron quattro	LMP1 - H	André LOTTERER			1:42.073	30 / 31			1:42.073	0.784
5	14 Porsche Team	Porsche 919 Hybrid	LMP1 - H	Romain DUMAS	1:44.897	6 / 7	1:42.126	22 / 23	1:44.500	5 / 5	1:42.126	0.837
6	7 Toyota Racing	Toyota TS 040 - Hybrid	LMP1 - H	Stéphane SARRAZIN			1:42.356	30 / 47	1:42.841	10 / 20	1:42.356	1.067
7	1 Audi Sport Team Joest	Audi R18 e-tron quattro	LMP1 - H	Loïc DUVAL	1:44.291	10 / 17	1:42.407	7 / 18			1:42.407	1.118
8	14 Porsche Team	Porsche 919 Hybrid	LMP1 - H	Neel JANI	1:42.912	9 / 37	1:42.458	3 / 4	1:42.426	2 / 36	1:42.426	1.137
9	1 Audi Sport Team Joest	Audi R18 e-tron quattro	LMP1 - H	Lucas DI GRASSI			1:42.503	22 / 28	1:49.537	2 / 3	1:42.503	1.214
10	2 Audi Sport Team Joest	Audi R18 e-tron quattro	LMP1 - H	Marcel FÄSSLER	1:42.788	16 / 28					1:42.788	1.499
11	2 Audi Sport Team Joest	Audi R18 e-tron quattro	LMP1 - H	Benoît TRÉLUIER					1:43.220	5 / 41	1:43.220	1.931
12	14 Porsche Team	Porsche 919 Hybrid	LMP1 - H	Marc LIEB			1:43.386	20 / 39	1:43.466	3 / 16	1:43.386	2.097
13	7 Toyota Racing	Toyota TS 040 - Hybrid	LMP1 - H	Alexander WURZ	1:44.502	11 / 24	1:43.639	2 / 28	1:44.133	7 / 12	1:43.639	2.350
14	8 Toyota Racing	Toyota TS 040 - Hybrid	LMP1 - H	Sébastien BUEMI	1:44.822	44 / 45			1:43.700	12 / 20	1:43.700	2.411
15	8 Toyota Racing	Toyota TS 040 - Hybrid	LMP1 - H	Anthony DAVIDSON			1:44.102	27 / 30	1:43.845	15 / 20	1:43.845	2.556
16	7 Toyota Racing	Toyota TS 040 - Hybrid	LMP1 - H	Kazuki NAKAJIMA	1:43.910	34 / 35			1:44.035	9 / 19	1:43.910	2.621
17	8 Toyota Racing	Toyota TS 040 - Hybrid	LMP1 - H	Nicolas LAPIERRE	1:44.828	15 / 18	1:43.959	32 / 43	1:44.004	10 / 11	1:43.959	2.670
18	1 Audi Sport Team Joest	Audi R18 e-tron quattro	LMP1 - H	Tom KRISTENSEN	1:44.164	10 / 11					1:44.164	2.875
19	12 Rebellion Racing	Lola B12/60 - Toyota	LMP1 - L	Nick HEIDFELD	1:45.551	10 / 11	1:44.806	17 / 21			1:44.806	3.517
20	12 Rebellion Racing	Lola B12/60 - Toyota	LMP1 - L	Mathias BECHE			1:45.713	10 / 20			1:45.713	4.424
21	12 Rebellion Racing	Lola B12/60 - Toyota	LMP1 - L	Nicolas PROST	1:45.965	22 / 23	1:46.040	4 / 7			1:45.965	4.676
22	13 Rebellion Racing	Lola B12/60 - Toyota	LMP1 - L	Fabio LEIMER			1:46.915	29 / 30			1:46.915	5.626
23	13 Rebellion Racing	Lola B12/60 - Toyota	LMP1 - L	Dominik KRAIHAMER			1:47.351	17 / 20			1:47.351	6.062
24	13 Rebellion Racing	Lola B12/60 - Toyota	LMP1 - L	Andrea BELICCHI	1:47.424	27 / 28					1:47.424	6.135
25	23 Millennium Racing	Oreca 03 - Nissan	LMP2	Shinji NAKANO			1:48.970	31 / 52	1:49.246	5 / 12	1:48.970	7.681
26	G-Drive Racing	Morgan - Nissan	LMP2	Olivier PLA		- / 1	1:49.084	18 / 19			1:49.084	7.795
27	22 Millennium Racing	Oreca 03 - Nissan	LMP2	John MARTIN	1:49.284	11 / 13	1:49.432	8 / 9			1:49.284	7.995
28	47 KCMG	Oreca 03 - Nissan	LMP2	Tsugio MATSUDA	1:52.064	11 / 12	1:49.722	16 / 20			1:49.722	8.433
29	27 SMP Racing	Oreca 03 - Nissan	LMP2	Nicolas MINASSIAN	1:50.634	10 / 22	1:49.796	8 / 15	1:49.853	3 / 11	1:49.796	8.507
30	37 SMP Racing	Oreca 03 - Nissan	LMP2	Kirill LADYGIN	1:50.781	11 / 14	1:50.321	15 / 15	1:50.696	8 / 11	1:50.321	9.032
31	22 Millennium Racing	Oreca 03 - Nissan	LMP2	Fabien GIROIX	1:50.462	30 / 33					1:50.462	9.173
32	37 SMP Racing	Oreca 03 - Nissan	LMP2	Viktor SHAITAR	1:53.501	5 / 7	1:50.710	11 / 13	1:52.487	8 / 9	1:50.710	9.421
33	26 G-Drive Racing	Morgan - Nissan	LMP2	Roman RUSINOV		- / 1	1:50.727	8 / 10	1:51.212	6 / 7	1:50.727	9.438
34	47 KCMG	Oreca 03 - Nissan	LMP2	Richard BRADLEY	1:51.431	9 / 12					1:51.431	10.142
35	27 SMP Racing	Oreca 03 - Nissan	LMP2	Maurizio MEDIANI			1:51.751	6 / 8	1:53.142	8 / 8	1:51.751	10.462
36	26 G-Drive Racing	Morgan - Nissan	LMP2	Julien CANAL		- / 1	1:52.022	13 / 14	1:52.725	6 / 14	1:52.022	10.733
37	47 KCMG	Oreca 03 - Nissan	LMP2	Matthew HOWSON	1:52.387	5 / 10	1:52.454	4 / 7			1:52.387	11.098
38	37 SMP Racing	Oreca 03 - Nissan	LMP2	Anton LADYGIN	1:54.049	10 / 11			1:52.555	11 / 12	1:52.555	11.266
39	27 SMP Racing	Oreca 03 - Nissan	LMP2	Sergey ZLOBIN	1:55.344	4 / 6	1:53.610	7 / 8	1:54.470	18 / 20	1:53.610	12.321
40	92 Porsche Team Manthey	Porsche 911 RSR	LMGTE Pro	Frédéric MAKOWIECKI			1:58.041	11 / 44			1:58.041	16.752
41	92 Porsche Team Manthey	Porsche 911 RSR	LMGTE Pro	Richard LIETZ	1:58.080	21 / 23	1:58.131	17 / 23			1:58.080	16.791
42	71 AF Corse	Ferrari F458 Italia	LMGTE Pro	James CALADO	1:58.937	6 / 15	1:58.277	13 / 22	1:58.989	18 / 24	1:58.277	16.988
43	90 8 Star Motorsports	Ferrari F458 Italia	LMGTE Am	Paolo RUBERTI	1:58.852	9 / 23	1:58.507	9 / 10			1:58.507	17.218
44	81 AF Corse	Ferrari F458 Italia	LMGTE Am	Sam BIRD	1:59.053	15 / 16	1:58.545	3 / 4	2:02.814	4 / 4	1:58.545	17.256
45	92 Porsche Team Manthey	Porsche 911 RSR	LMGTE Pro	Marco HOLZER	1:58.602	24 / 35		- / 1			1:58.602	17.313
46	71 AF Corse	Ferrari F458 Italia	LMGTE Pro	Gianmaria BRUNI	1:58.643	6 / 8					1:58.643	17.354
47	71 AF Corse	Ferrari F458 Italia	LMGTE Pro	Davide RIGON	1:59.047	8 / 29	1:58.659	7 / 12	1:58.986	10 / 12	1:58.659	17.370
48	88 Proton Competition	Porsche 911 RSR	LMGTE Am	Klaus BACHLER	2:03.862	13 / 14	1:59.055	17 / 19	1:58.662	7 / 8	1:58.662	17.373
49	52 RAM Racing	Ferrari F458 Italia	LMGTE Pro	James ROSSITER	1:58.668	15 / 16	1:58.877	17 / 18	2:01.047	3 / 8	1:58.668	17.379
50	52 RAM Racing	Ferrari F458 Italia	LMGTE Pro	Alvaro PARENTE	1:59.336	15 / 21	1:58.679	4 / 9	1:59.106	7 / 10	1:58.679	17.390
51	52 RAM Racing	Ferrari F458 Italia	LMGTE Pro	Matt GRIFFIN	1:58.987	16 / 17	1:58.741	11 / 13	2:00.645	2 / 8	1:58.741	17.452
52	61 AF Corse	Ferrari F458 Italia	LMGTE Am	Marco CIOCI	1:58.970	4 / 22	2:00.381	4 / 14	2:02.099	4 / 5	1:58.970	17.681
53	99 Aston Martin Racing	Aston Martin Vantage V8	LMGTE Pro	Fernando REES	1:59.823	14 / 18	1:59.076	6 / 14	2:00.607	8 / 12	1:59.076	17.787
54	75 Prospeed Competition	Porsche 911 GT3 RSR	LMGTE Am	Emmanuel COLLARD	1:59.113	32 / 34	1:59.573	4 / 5			1:59.113	17.824
55	53 RAM Racing	Ferrari F458 Italia	LMGTE Am	Ben COLLINS	1:59.138	19 / 21			2:02.521	6 / 8	1:59.138	17.849
56	81 AF Corse	Ferrari F458 Italia	LMGTE Am	Michele RUGOLO	1:59.941	6 / 10	1:59.172	11 / 11			1:59.172	17.883



FIA WEC THE PROLOGUE - PAUL RICARD

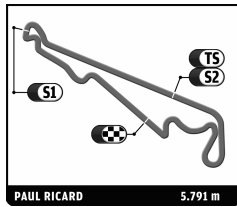
After Friday Night Session

Classification by Driver Fastest Lap

Nr	Team	Car	Class	Driver	Session 1		Session 2		Session 3		Time	Gap
					Time	Lap	Time	Lap	Time	Lap		
57	61 AF Corse	Ferrari F458 Italia	LMGTE Am	Mirko VENTURI	1:59.226	6 / 9	1:59.419	6 / 9			1:59.226	17.937
58	53 RAM Racing	Ferrari F458 Italia	LMGTE Am	Johnny MOWLEM	1:59.638	25 / 41	1:59.258	14 / 18	2:03.047	4 / 7	1:59.258	17.969
59	88 Proton Competition	Porsche 911 RSR	LMGTE Am	Christian RIED	2:01.149	10 / 14	1:59.377	17 / 18			1:59.377	18.088
60	95 Aston Martin Racing	Aston Martin Vantage V8	LMGTE Am	Nikki THILM	1:59.575	20 / 25	1:59.457	5 / 14			1:59.457	18.168
61	90 8 Star Motorsports	Ferrari F458 Italia	LMGTE Am	Vicente POTOLUCCIO	2:01.269	6 / 11	1:59.464	8 / 9			1:59.464	18.175
62	99 Aston Martin Racing	Aston Martin Vantage V8	LMGTE Pro	Darryl O'YOUNG			1:59.589	24 / 27			1:59.589	18.300
63	90 8 Star Motorsports	Ferrari F458 Italia	LMGTE Am	Gianluca RODA	2:02.615	19 / 20	1:59.885	9 / 17			1:59.885	18.596
64	75 Prospeed Competition	Porsche 911 GT3 RSR	LMGTE Am	Mathieu VAXIVIÈRE			1:59.933	6 / 20			1:59.933	18.644
65	61 AF Corse	Ferrari F458 Italia	LMGTE Am	Luis PEREZ COMPANC	2:00.306	25 / 37	2:01.156	14 / 14	2:01.643	14 / 14	2:00.306	19.017
66	95 Aston Martin Racing	Aston Martin Vantage V8	LMGTE Am	Kristian POULSEN	2:01.900	19 / 21	2:00.326	8 / 29			2:00.326	19.037
67	81 AF Corse	Ferrari F458 Italia	LMGTE Am	Stephen WYATT	2:02.353	25 / 32	2:00.367	8 / 17		- / 3	2:00.367	19.078
68	53 RAM Racing	Ferrari F458 Italia	LMGTE Am	Mark PATTERSON			2:00.690	41 / 44	2:07.225	6 / 7	2:00.690	19.401
69	88 Proton Competition	Porsche 911 RSR	LMGTE Am	Khaled AL QUBAISI	2:05.289	9 / 10	2:01.301	17 / 18	2:05.116	5 / 5	2:01.301	20.012
70	75 Prospeed Competition	Porsche 911 GT3 RSR	LMGTE Am	François PERRODO	2:03.448	21 / 21	2:01.950	29 / 40			2:01.950	20.661
71	99 Aston Martin Racing	Aston Martin Vantage V8	LMGTE Pro	Alex MACDOWALL	2:02.137	13 / 15	2:05.564	4 / 4	2:02.437	12 / 20	2:02.137	20.848

Published at:

Race Director:	Timekeeper:
-----------------------	--------------------

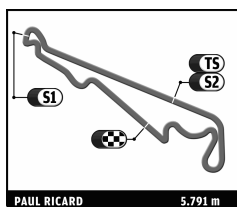


FIA WEC THE PROLOGUE - PAUL RICARD

After Friday Night Session

Classification by Driver And Class Fastest Lap

Nr	Team	Car	Class	Driver	Time	Laps	Gap	Kph	Session
LMP1									
1	20 Porsche Team	Porsche 919 Hybrid	LMP1 - H	Brendon HARTLEY	1:41.289	56		205.8	Friday Night Session
2	20 Porsche Team	Porsche 919 Hybrid	LMP1 - H	Timo BERNHARD	1:41.788	58	0.499	204.8	Friday Afternoon Session
3	20 Porsche Team	Porsche 919 Hybrid	LMP1 - H	Mark WEBBER	1:41.929	78	0.640	204.5	Friday Afternoon Session
4	2 Audi Sport Team Joest	Audi R18 e-tron quattro	LMP1 - H	André LOTTERER	1:42.073	31	0.784	204.2	Friday Afternoon Session
5	14 Porsche Team	Porsche 919 Hybrid	LMP1 - H	Romain DUMAS	1:42.126	35	0.837	204.1	Friday Afternoon Session
6	7 Toyota Racing	Toyota TS 040 - Hybrid	LMP1 - H	Stéphane SARRAZIN	1:42.356	67	1.067	203.7	Friday Afternoon Session
7	1 Audi Sport Team Joest	Audi R18 e-tron quattro	LMP1 - H	Loïc DUVAL	1:42.407	35	1.118	203.6	Friday Afternoon Session
8	14 Porsche Team	Porsche 919 Hybrid	LMP1 - H	Neel JANI	1:42.426	77	1.137	203.5	Friday Night Session
9	1 Audi Sport Team Joest	Audi R18 e-tron quattro	LMP1 - H	Lucas DI GRASSI	1:42.503	31	1.214	203.4	Friday Afternoon Session
10	2 Audi Sport Team Joest	Audi R18 e-tron quattro	LMP1 - H	Marcel FÄSSLER	1:42.788	28	1.499	202.8	Friday Morning Session
11	2 Audi Sport Team Joest	Audi R18 e-tron quattro	LMP1 - H	Benoît TRÉLUYER	1:43.220	41	1.931	202.0	Friday Night Session
12	14 Porsche Team	Porsche 919 Hybrid	LMP1 - H	Marc LIEB	1:43.386	55	2.097	201.6	Friday Afternoon Session
13	7 Toyota Racing	Toyota TS 040 - Hybrid	LMP1 - H	Alexander WURZ	1:43.639	64	2.350	201.2	Friday Afternoon Session
14	8 Toyota Racing	Toyota TS 040 - Hybrid	LMP1 - H	Sébastien BUEMI	1:43.700	65	2.411	201.0	Friday Night Session
15	8 Toyota Racing	Toyota TS 040 - Hybrid	LMP1 - H	Anthony DAVIDSON	1:43.845	50	2.556	200.8	Friday Night Session
16	7 Toyota Racing	Toyota TS 040 - Hybrid	LMP1 - H	Kazuki NAKAJIMA	1:43.910	54	2.621	200.6	Friday Morning Session
17	8 Toyota Racing	Toyota TS 040 - Hybrid	LMP1 - H	Nicolas LAPIERRE	1:43.959	72	2.670	200.5	Friday Afternoon Session
18	1 Audi Sport Team Joest	Audi R18 e-tron quattro	LMP1 - H	Tom KRISTENSEN	1:44.164	11	2.875	200.1	Friday Morning Session
19	12 Rebellion Racing	Lola B12/60 - Toyota	LMP1 - L	Nick HEIDFELD	1:44.806	32	3.517	198.9	Friday Afternoon Session
20	12 Rebellion Racing	Lola B12/60 - Toyota	LMP1 - L	Mathias BECHE	1:45.713	20	4.424	197.2	Friday Afternoon Session
21	12 Rebellion Racing	Lola B12/60 - Toyota	LMP1 - L	Nicolas PROST	1:45.965	30	4.676	196.7	Friday Morning Session
22	13 Rebellion Racing	Lola B12/60 - Toyota	LMP1 - L	Fabio LEIMER	1:46.915	30	5.626	195.0	Friday Afternoon Session
23	13 Rebellion Racing	Lola B12/60 - Toyota	LMP1 - L	Dominik KRAIHAMER	1:47.351	20	6.062	194.2	Friday Afternoon Session
24	13 Rebellion Racing	Lola B12/60 - Toyota	LMP1 - L	Andrea BELICCHI	1:47.424	28	6.135	194.1	Friday Morning Session
LMP2									
1	23 Millennium Racing	Oreca 03 - Nissan	LMP2	Shinji NAKANO	1:48.970	64		191.3	Friday Afternoon Session
2	26 G-Drive Racing	Morgan - Nissan	LMP2	Olivier PLA	1:49.084	20	0.114	191.1	Friday Afternoon Session
3	22 Millennium Racing	Oreca 03 - Nissan	LMP2	John MARTIN	1:49.284	22	0.314	190.8	Friday Morning Session
4	47 KCMG	Oreca 03 - Nissan	LMP2	Tsugio MATSUDA	1:49.722	32	0.752	190.0	Friday Afternoon Session
5	27 SMP Racing	Oreca 03 - Nissan	LMP2	Nicolas MINASSIAN	1:49.796	48	0.826	189.9	Friday Afternoon Session
6	37 SMP Racing	Oreca 03 - Nissan	LMP2	Kirill LADYGIN	1:50.321	40	1.351	189.0	Friday Afternoon Session
7	22 Millennium Racing	Oreca 03 - Nissan	LMP2	Fabien GIROIX	1:50.462	33	1.492	188.7	Friday Morning Session
8	37 SMP Racing	Oreca 03 - Nissan	LMP2	Viktor SHAITAR	1:50.710	29	1.740	188.3	Friday Afternoon Session
9	26 G-Drive Racing	Morgan - Nissan	LMP2	Roman RUSINOV	1:50.727	18	1.757	188.3	Friday Afternoon Session
10	47 KCMG	Oreca 03 - Nissan	LMP2	Richard BRADLEY	1:51.431	12	2.461	187.1	Friday Morning Session
11	27 SMP Racing	Oreca 03 - Nissan	LMP2	Maurizio MEDIANI	1:51.751	16	2.781	186.6	Friday Afternoon Session
12	26 G-Drive Racing	Morgan - Nissan	LMP2	Julien CANAL	1:52.022	29	3.052	186.1	Friday Afternoon Session
13	47 KCMG	Oreca 03 - Nissan	LMP2	Matthew HOWSON	1:52.387	17	3.417	185.5	Friday Morning Session
14	37 SMP Racing	Oreca 03 - Nissan	LMP2	Anton LADYGIN	1:52.555	23	3.585	185.2	Friday Night Session
15	27 SMP Racing	Oreca 03 - Nissan	LMP2	Sergey ZLOBIN	1:53.610	34	4.640	183.5	Friday Afternoon Session
LMGTE Pro									
1	92 Porsche Team Manthey	Porsche 911 RSR	LMGTE Pro	Frédéric MAKOWIECKI	1:58.041	44		176.6	Friday Afternoon Session
2	92 Porsche Team Manthey	Porsche 911 RSR	LMGTE Pro	Richard LIETZ	1:58.080	46	0.039	176.6	Friday Morning Session
3	71 AF Corse	Ferrari F458 Italia	LMGTE Pro	James CALADO	1:58.277	61	0.236	176.3	Friday Afternoon Session
4	92 Porsche Team Manthey	Porsche 911 RSR	LMGTE Pro	Marco HOLZER	1:58.602	36	0.561	175.8	Friday Morning Session
5	71 AF Corse	Ferrari F458 Italia	LMGTE Pro	Gianmaria BRUNI	1:58.643	8	0.602	175.7	Friday Morning Session
6	71 AF Corse	Ferrari F458 Italia	LMGTE Pro	Davide RIGON	1:58.659	53	0.618	175.7	Friday Afternoon Session
7	52 RAM Racing	Ferrari F458 Italia	LMGTE Pro	James ROSSITER	1:58.668	42	0.627	175.7	Friday Morning Session
8	52 RAM Racing	Ferrari F458 Italia	LMGTE Pro	Alvaro PARENTE	1:58.679	40	0.638	175.7	Friday Afternoon Session
9	52 RAM Racing	Ferrari F458 Italia	LMGTE Pro	Matt GRIFFIN	1:58.741	38	0.700	175.6	Friday Afternoon Session
10	99 Aston Martin Racing	Aston Martin Vantage V8	LMGTE Pro	Fernando REES	1:59.076	44	1.035	175.1	Friday Afternoon Session
11	99 Aston Martin Racing	Aston Martin Vantage V8	LMGTE Pro	Darryl OYOUNG	1:59.589	27	1.548	174.3	Friday Afternoon Session
12	99 Aston Martin Racing	Aston Martin Vantage V8	LMGTE Pro	Alex MACDOWALL	2:02.137	39	4.096	170.7	Friday Morning Session
LMGTE Am									
1	90 8 Star Motorsports	Ferrari F458 Italia	LMGTE Am	Paolo RUBERTI	1:58.507	33		175.9	Friday Afternoon Session
2	81 AF Corse	Ferrari F458 Italia	LMGTE Am	Sam BIRD	1:58.545	24	0.038	175.9	Friday Afternoon Session
3	88 Proton Competition	Porsche 911 RSR	LMGTE Am	Klaus BACHLER	1:58.662	41	0.155	175.7	Friday Night Session
4	61 AF Corse	Ferrari F458 Italia	LMGTE Am	Marco CIOCI	1:58.970	41	0.463	175.2	Friday Morning Session
5	75 Prospeed Competition	Porsche 911 GT3 RSR	LMGTE Am	Emmanuel COLLARD	1:59.113	39	0.606	175.0	Friday Morning Session



FIA WEC

THE PROLOGUE - PAUL RICARD

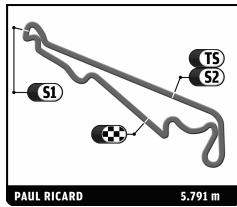
After Friday Night Session

Classification by Driver And Class Fastest Lap

Nr	Team	Car	Class	Driver	Time	Laps	Gap	Kph	Session
6	53 RAM Racing	Ferrari F458 Italia	LMGTE Am	Ben COLLINS	1:59.138	29	0.631	175.0	Friday Morning Session
7	81 AF Corse	Ferrari F458 Italia	LMGTE Am	Michele RUGOLO	1:59.172	21	0.665	174.9	Friday Afternoon Session
8	61 AF Corse	Ferrari F458 Italia	LMGTE Am	Mirko VENTURI	1:59.226	18	0.719	174.9	Friday Morning Session
9	53 RAM Racing	Ferrari F458 Italia	LMGTE Am	Johnny MOWLEM	1:59.258	66	0.751	174.8	Friday Afternoon Session
10	88 Proton Competition	Porsche 911 RSR	LMGTE Am	Christian RIED	1:59.377	32	0.870	174.6	Friday Afternoon Session
11	95 Aston Martin Racing	Aston Martin Vantage V8	LMGTE Am	Nikki THIIM	1:59.457	39	0.950	174.5	Friday Afternoon Session
12	90 8 Star Motorsports	Ferrari F458 Italia	LMGTE Am	Vicente POTOLICCHIO	1:59.464	20	0.957	174.5	Friday Afternoon Session
13	90 8 Star Motorsports	Ferrari F458 Italia	LMGTE Am	Gianluca RODA	1:59.885	37	1.378	173.9	Friday Afternoon Session
14	75 Prospeed Competition	Porsche 911 GT3 RSR	LMGTE Am	Mathieu VAXIVIÈRE	1:59.933	20	1.426	173.8	Friday Afternoon Session
15	61 AF Corse	Ferrari F458 Italia	LMGTE Am	Luis PEREZ COMPANC	2:00.306	65	1.799	173.3	Friday Morning Session
16	95 Aston Martin Racing	Aston Martin Vantage V8	LMGTE Am	Kristian POULSEN	2:00.326	50	1.819	173.3	Friday Afternoon Session
17	81 AF Corse	Ferrari F458 Italia	LMGTE Am	Stephen WYATT	2:00.367	52	1.860	173.2	Friday Afternoon Session
18	53 RAM Racing	Ferrari F458 Italia	LMGTE Am	Mark PATTERSON	2:00.690	51	2.183	172.7	Friday Afternoon Session
19	88 Proton Competition	Porsche 911 RSR	LMGTE Am	Khaled AL QUBAISI	2:01.301	33	2.794	171.9	Friday Afternoon Session
20	75 Prospeed Competition	Porsche 911 GT3 RSR	LMGTE Am	François PERRODO	2:01.950	61	3.443	171.0	Friday Afternoon Session

Published at:

Race Director:	Timekeeper:
-----------------------	--------------------

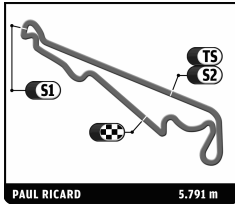


FIA WEC THE PROLOGUE - PAUL RICARD

After Saturday Afternoon Session

Classification by Driver And Class Fastest Lap

Nr	Team	Car	Class	Driver	Time	Laps	Gap	Kph	Session
LMP1									
1	20 Porsche Team	Porsche 919 Hybrid	LMP1 - H	Brendon HARTLEY	1:41.289	86		205.8	Friday Night Session
2	20 Porsche Team	Porsche 919 Hybrid	LMP1 - H	Timo BERNHARD	1:41.788	113	0.499	204.8	Friday Afternoon Session
3	20 Porsche Team	Porsche 919 Hybrid	LMP1 - H	Mark WEBBER	1:41.929	135	0.640	204.5	Friday Afternoon Session
4	2 Audi Sport Team Joest	Audi R18 e-tron quattro	LMP1 - H	André LOTTERER	1:42.073	57	0.784	204.2	Friday Afternoon Session
5	14 Porsche Team	Porsche 919 Hybrid	LMP1 - H	Romain DUMAS	1:42.126	83	0.837	204.1	Friday Afternoon Session
6	7 Toyota Racing	Toyota TS 040 - Hybrid	LMP1 - H	Stéphane SARRAZIN	1:42.356	118	1.067	203.7	Friday Afternoon Session
7	1 Audi Sport Team Joest	Audi R18 e-tron quattro	LMP1 - H	Loïc DUVAL	1:42.407	47	1.118	203.6	Friday Afternoon Session
8	14 Porsche Team	Porsche 919 Hybrid	LMP1 - H	Neel JANI	1:42.426	92	1.137	203.5	Friday Night Session
9	1 Audi Sport Team Joest	Audi R18 e-tron quattro	LMP1 - H	Lucas DI GRASSI	1:42.503	59	1.214	203.4	Friday Afternoon Session
10	2 Audi Sport Team Joest	Audi R18 e-tron quattro	LMP1 - H	Marcel FÄSSLER	1:42.788	34	1.499	202.8	Friday Morning Session
11	1 Audi Sport Team Joest	Audi R18 e-tron quattro	LMP1 - H	Nick KRISTENSEN	1:43.017	38	1.728	202.4	Saturday Morning Session
12	2 Audi Sport Team Joest	Audi R18 e-tron quattro	LMP1 - H	Benoit TRÉLUYER	1:43.220	57	1.931	202.0	Friday Night Session
13	14 Porsche Team	Porsche 919 Hybrid	LMP1 - H	Marc LIEB	1:43.386	105	2.097	201.6	Friday Afternoon Session
14	8 Toyota Racing	Toyota TS 040 - Hybrid	LMP1 - H	Sébastien BUEMI	1:43.615	117	2.326	201.2	Saturday Afternoon Session
15	7 Toyota Racing	Toyota TS 040 - Hybrid	LMP1 - H	Alexander WURZ	1:43.639	127	2.350	201.2	Friday Afternoon Session
16	8 Toyota Racing	Toyota TS 040 - Hybrid	LMP1 - H	Anthony DAVIDSON	1:43.845	86	2.556	200.8	Friday Night Session
17	7 Toyota Racing	Toyota TS 040 - Hybrid	LMP1 - H	Kazuki NAKAJIMA	1:43.910	108	2.621	200.6	Friday Morning Session
18	8 Toyota Racing	Toyota TS 040 - Hybrid	LMP1 - H	Nicolas LAPIERRE	1:43.959	111	2.670	200.5	Friday Afternoon Session
19	12 Rebellion Racing	Lola B12/60 - Toyota	LMP1 - L	Nick HEIDFELD	1:44.806	66	3.517	198.9	Friday Afternoon Session
20	12 Rebellion Racing	Lola B12/60 - Toyota	LMP1 - L	Mathias BECHE	1:45.713	59	4.424	197.2	Friday Afternoon Session
21	12 Rebellion Racing	Lola B12/60 - Toyota	LMP1 - L	Nicolas PROST	1:45.965	65	4.676	196.7	Friday Morning Session
22	13 Rebellion Racing	Lola B12/60 - Toyota	LMP1 - L	Fabio LEIMER	1:46.915	70	5.626	195.0	Friday Afternoon Session
23	13 Rebellion Racing	Lola B12/60 - Toyota	LMP1 - L	Dominik KRAIHAMER	1:47.351	49	6.062	194.2	Friday Afternoon Session
24	13 Rebellion Racing	Lola B12/60 - Toyota	LMP1 - L	Andrea BELICCHI	1:47.424	63	6.135	194.1	Friday Morning Session
LMP2									
1	23 Millennium Racing	Oreca 03 - Nissan	LMP2	Shinji NAKANO	1:48.970	64		191.3	Friday Afternoon Session
2	26 G-Drive Racing	Morgan - Nissan	LMP2	Olivier PLA	1:49.084	25	0.114	191.1	Friday Afternoon Session
3	22 Millennium Racing	Oreca 03 - Nissan	LMP2	John MARTIN	1:49.284	22	0.314	190.8	Friday Morning Session
4	47 KCMG	Oreca 03 - Nissan	LMP2	Tsugio MATSUDA	1:49.722	51	0.752	190.0	Friday Afternoon Session
5	27 SMP Racing	Oreca 03 - Nissan	LMP2	Nicolas MINASSIAN	1:49.796	75	0.826	189.9	Friday Afternoon Session
6	37 SMP Racing	Oreca 03 - Nissan	LMP2	Kirill LADYGIN	1:50.321	64	1.351	189.0	Friday Afternoon Session
7	22 Millennium Racing	Oreca 03 - Nissan	LMP2	Fabien GIROIX	1:50.462	33	1.492	188.7	Friday Morning Session
8	37 SMP Racing	Oreca 03 - Nissan	LMP2	Viktor SHAITAR	1:50.710	42	1.740	188.3	Friday Afternoon Session
9	26 G-Drive Racing	Morgan - Nissan	LMP2	Roman RUSINOV	1:50.727	35	1.757	188.3	Friday Afternoon Session
10	47 KCMG	Oreca 03 - Nissan	LMP2	Matthew HOWSON	1:51.071	51	2.101	187.7	Saturday Afternoon Session
11	47 KCMG	Oreca 03 - Nissan	LMP2	Richard BRADLEY	1:51.431	44	2.461	187.1	Friday Morning Session
12	27 SMP Racing	Oreca 03 - Nissan	LMP2	Maurizio MEDIANI	1:51.751	25	2.781	186.6	Friday Afternoon Session
13	26 G-Drive Racing	Morgan - Nissan	LMP2	Julien CANAL	1:52.022	29	3.052	186.1	Friday Afternoon Session
14	37 SMP Racing	Oreca 03 - Nissan	LMP2	Anton LADYGIN	1:52.555	36	3.585	185.2	Friday Night Session
15	27 SMP Racing	Oreca 03 - Nissan	LMP2	Sergey ZLOBIN	1:53.610	55	4.640	183.5	Friday Afternoon Session
LMGTE Pro									
1	92 Porsche Team Manthey	Porsche 911 RSR	LMGTE Pro	Frédéric MAKOWIECKI	1:58.041	44		176.6	Friday Afternoon Session
2	92 Porsche Team Manthey	Porsche 911 RSR	LMGTE Pro	Richard LIETZ	1:58.080	68	0.039	176.6	Friday Morning Session
3	71 AF Corse	Ferrari F458 Italia	LMGTE Pro	James CALADO	1:58.277	61	0.236	176.3	Friday Afternoon Session
4	92 Porsche Team Manthey	Porsche 911 RSR	LMGTE Pro	Marco HOLZER	1:58.329	92	0.288	176.2	Saturday Morning Session
5	71 AF Corse	Ferrari F458 Italia	LMGTE Pro	Gianmaria BRUNI	1:58.643	76	0.602	175.7	Friday Morning Session
6	71 AF Corse	Ferrari F458 Italia	LMGTE Pro	Davide RIGON	1:58.659	53	0.618	175.7	Friday Afternoon Session
7	52 RAM Racing	Ferrari F458 Italia	LMGTE Pro	James ROSSITER	1:58.668	48	0.627	175.7	Friday Morning Session
8	52 RAM Racing	Ferrari F458 Italia	LMGTE Pro	Alvaro PARENTE	1:58.679	46	0.638	175.7	Friday Afternoon Session
9	52 RAM Racing	Ferrari F458 Italia	LMGTE Pro	Matt GRIFFIN	1:58.741	55	0.700	175.6	Friday Afternoon Session
10	99 Aston Martin Racing	Aston Martin Vantage V8	LMGTE Pro	Fernando REES	1:59.076	51	1.035	175.1	Friday Afternoon Session
11	99 Aston Martin Racing	Aston Martin Vantage V8	LMGTE Pro	Darryl OYOUNG	1:59.589	32	1.548	174.3	Friday Afternoon Session
12	99 Aston Martin Racing	Aston Martin Vantage V8	LMGTE Pro	Alex MACDOWALL	2:00.822	70	2.781	172.5	Saturday Morning Session
LMGTE Am									
1	90 8 Star Motorsports	Ferrari F458 Italia	LMGTE Am	Paolo RUBERTI	1:58.507	48		175.9	Friday Afternoon Session
2	81 AF Corse	Ferrari F458 Italia	LMGTE Am	Sam BIRD	1:58.545	54	0.038	175.9	Friday Afternoon Session
3	75 Prospeed Competition	Porsche 911 GT3 RSR	LMGTE Am	Mathieu VAXIVIÈRE	1:58.641	55	0.134	175.7	Saturday Morning Session
4	88 Proton Competition	Porsche 911 RSR	LMGTE Am	Klaus BACHLER	1:58.662	63	0.155	175.7	Friday Night Session
5	61 AF Corse	Ferrari F458 Italia	LMGTE Am	Marco CIOCI	1:58.970	78	0.463	175.2	Friday Morning Session



FIA WEC

THE PROLOGUE - PAUL RICARD

After Saturday Afternoon Session

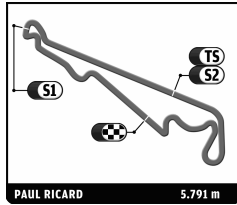
Classification by Driver And Class Fastest Lap

Nr	Team	Car	Class	Driver	Time	Laps	Gap	Kph	Session
6	75 Prospeed Competition	Porsche 911 GT3 RSR	LMGTE Am	Emmanuel COLLARD	1:59.113	83	0.606	175.0	Friday Morning Session
7	53 RAM Racing	Ferrari F458 Italia	LMGTE Am	Ben COLLINS	1:59.138	29	0.631	175.0	Friday Morning Session
8	81 AF Corse	Ferrari F458 Italia	LMGTE Am	Michele RUGOLO	1:59.172	29	0.665	174.9	Friday Afternoon Session
9	61 AF Corse	Ferrari F458 Italia	LMGTE Am	Mirko VENTURI	1:59.226	40	0.719	174.9	Friday Morning Session
10	53 RAM Racing	Ferrari F458 Italia	LMGTE Am	Johnny MOWLEM	1:59.258	68	0.751	174.8	Friday Afternoon Session
11	88 Proton Competition	Porsche 911 RSR	LMGTE Am	Christian RIED	1:59.377	60	0.870	174.6	Friday Afternoon Session
12	95 Aston Martin Racing	Aston Martin Vantage V8	LMGTE Am	Nikki THIIM	1:59.457	64	0.950	174.5	Friday Afternoon Session
13	90 8 Star Motorsports	Ferrari F458 Italia	LMGTE Am	Vicente POTOLICCHIO	1:59.464	26	0.957	174.5	Friday Afternoon Session
14	90 8 Star Motorsports	Ferrari F458 Italia	LMGTE Am	Gianluca RODA	1:59.885	40	1.378	173.9	Friday Afternoon Session
15	61 AF Corse	Ferrari F458 Italia	LMGTE Am	Luis PEREZ COMPANC	2:00.306	89	1.799	173.3	Friday Morning Session
16	95 Aston Martin Racing	Aston Martin Vantage V8	LMGTE Am	Kristian POULSEN	2:00.326	74	1.819	173.3	Friday Afternoon Session
17	81 AF Corse	Ferrari F458 Italia	LMGTE Am	Stephen WYATT	2:00.367	52	1.860	173.2	Friday Afternoon Session
18	53 RAM Racing	Ferrari F458 Italia	LMGTE Am	Mark PATTERSON	2:00.690	83	2.183	172.7	Friday Afternoon Session
19	88 Proton Competition	Porsche 911 RSR	LMGTE Am	Khaled AL QUBAISI	2:01.301	74	2.794	171.9	Friday Afternoon Session
20	75 Prospeed Competition	Porsche 911 GT3 RSR	LMGTE Am	François PERRODO	2:01.950	61	3.443	171.0	Friday Afternoon Session

Published at:

Race Director:

Timekeeper:

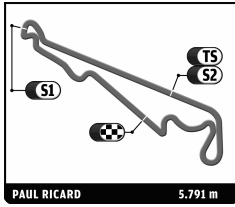


FIA WEC THE PROLOGUE - PAUL RICARD

After Saturday Morning Session

Classification by Driver And Class Fastest Lap

Nr	Team	Car	Class	Driver	Time	Laps	Gap	Kph	Session
LMP1									
1	20 Porsche Team	Porsche 919 Hybrid	LMP1 - H	Brendon HARTLEY	1:41.289	81		205.8	Friday Night Session
2	20 Porsche Team	Porsche 919 Hybrid	LMP1 - H	Timo BERNHARD	1:41.788	113	0.499	204.8	Friday Afternoon Session
3	20 Porsche Team	Porsche 919 Hybrid	LMP1 - H	Mark WEBBER	1:41.929	78	0.640	204.5	Friday Afternoon Session
4	2 Audi Sport Team Joest	Audi R18 e-tron quattro	LMP1 - H	André LOTTERER	1:42.073	54	0.784	204.2	Friday Afternoon Session
5	14 Porsche Team	Porsche 919 Hybrid	LMP1 - H	Romain DUMAS	1:42.126	82	0.837	204.1	Friday Afternoon Session
6	7 Toyota Racing	Toyota TS 040 - Hybrid	LMP1 - H	Stéphane SARRAZIN	1:42.356	101	1.067	203.7	Friday Afternoon Session
7	1 Audi Sport Team Joest	Audi R18 e-tron quattro	LMP1 - H	Loïc DUVAL	1:42.407	41	1.118	203.6	Friday Afternoon Session
8	14 Porsche Team	Porsche 919 Hybrid	LMP1 - H	Neel JANI	1:42.426	77	1.137	203.5	Friday Night Session
9	1 Audi Sport Team Joest	Audi R18 e-tron quattro	LMP1 - H	Lucas DI GRASSI	1:42.503	52	1.214	203.4	Friday Afternoon Session
10	2 Audi Sport Team Joest	Audi R18 e-tron quattro	LMP1 - H	Marcel FÄSSLER	1:42.788	28	1.499	202.8	Friday Morning Session
11	1 Audi Sport Team Joest	Audi R18 e-tron quattro	LMP1 - H	Nick KRISTENSEN	1:43.017	32	1.728	202.4	Saturday Morning Session
12	2 Audi Sport Team Joest	Audi R18 e-tron quattro	LMP1 - H	Benoit TRÉLUYER	1:43.220	41	1.931	202.0	Friday Night Session
13	14 Porsche Team	Porsche 919 Hybrid	LMP1 - H	Marc LIEB	1:43.386	105	2.097	201.6	Friday Afternoon Session
14	7 Toyota Racing	Toyota TS 040 - Hybrid	LMP1 - H	Alexander WURZ	1:43.639	127	2.350	201.2	Friday Afternoon Session
15	8 Toyota Racing	Toyota TS 040 - Hybrid	LMP1 - H	Sébastien BUEMI	1:43.700	94	2.411	201.0	Friday Night Session
16	8 Toyota Racing	Toyota TS 040 - Hybrid	LMP1 - H	Anthony DAVIDSON	1:43.845	86	2.556	200.8	Friday Night Session
17	7 Toyota Racing	Toyota TS 040 - Hybrid	LMP1 - H	Kazuki NAKAJIMA	1:43.910	54	2.621	200.6	Friday Morning Session
18	8 Toyota Racing	Toyota TS 040 - Hybrid	LMP1 - H	Nicolas LAPIERRE	1:43.959	78	2.670	200.5	Friday Afternoon Session
19	12 Rebellion Racing	Lola B12/60 - Toyota	LMP1 - L	Nick HEIDFELD	1:44.806	32	3.517	198.9	Friday Afternoon Session
20	12 Rebellion Racing	Lola B12/60 - Toyota	LMP1 - L	Mathias BECHE	1:45.713	49	4.424	197.2	Friday Afternoon Session
21	12 Rebellion Racing	Lola B12/60 - Toyota	LMP1 - L	Nicolas PROST	1:45.965	65	4.676	196.7	Friday Morning Session
22	13 Rebellion Racing	Lola B12/60 - Toyota	LMP1 - L	Fabio LEIMER	1:46.915	56	5.626	195.0	Friday Afternoon Session
23	13 Rebellion Racing	Lola B12/60 - Toyota	LMP1 - L	Dominik KRAIHAMER	1:47.351	35	6.062	194.2	Friday Afternoon Session
24	13 Rebellion Racing	Lola B12/60 - Toyota	LMP1 - L	Andrea BELICCHI	1:47.424	46	6.135	194.1	Friday Morning Session
LMP2									
1	23 Millennium Racing	Oreca 03 - Nissan	LMP2	Shinji NAKANO	1:48.970	64		191.3	Friday Afternoon Session
2	26 G-Drive Racing	Morgan - Nissan	LMP2	Olivier PLA	1:49.084	25	0.114	191.1	Friday Afternoon Session
3	22 Millennium Racing	Oreca 03 - Nissan	LMP2	John MARTIN	1:49.284	22	0.314	190.8	Friday Morning Session
4	47 KCMG	Oreca 03 - Nissan	LMP2	Tsugio MATSUDA	1:49.722	39	0.752	190.0	Friday Afternoon Session
5	27 SMP Racing	Oreca 03 - Nissan	LMP2	Nicolas MINASSIAN	1:49.796	69	0.826	189.9	Friday Afternoon Session
6	37 SMP Racing	Oreca 03 - Nissan	LMP2	Kirill LADYGIN	1:50.321	64	1.351	189.0	Friday Afternoon Session
7	22 Millennium Racing	Oreca 03 - Nissan	LMP2	Fabien GIROIX	1:50.462	33	1.492	188.7	Friday Morning Session
8	37 SMP Racing	Oreca 03 - Nissan	LMP2	Viktor SHAITAR	1:50.710	42	1.740	188.3	Friday Afternoon Session
9	26 G-Drive Racing	Morgan - Nissan	LMP2	Roman RUSINOV	1:50.727	35	1.757	188.3	Friday Afternoon Session
10	47 KCMG	Oreca 03 - Nissan	LMP2	Richard BRADLEY	1:51.431	29	2.461	187.1	Friday Morning Session
11	27 SMP Racing	Oreca 03 - Nissan	LMP2	Maurizio MEDIANI	1:51.751	16	2.781	186.6	Friday Afternoon Session
12	26 G-Drive Racing	Morgan - Nissan	LMP2	Julien CANAL	1:52.022	29	3.052	186.1	Friday Afternoon Session
13	47 KCMG	Oreca 03 - Nissan	LMP2	Matthew HOWSON	1:52.024	41	3.054	186.1	Saturday Morning Session
14	37 SMP Racing	Oreca 03 - Nissan	LMP2	Anton LADYGIN	1:52.555	26	3.585	185.2	Friday Night Session
15	27 SMP Racing	Oreca 03 - Nissan	LMP2	Sergey ZLOBIN	1:53.610	52	4.640	183.5	Friday Afternoon Session
LMGTE Pro									
1	92 Porsche Team Manthey	Porsche 911 RSR	LMGTE Pro	Frédéric MAKOWIECKI	1:58.041	44		176.6	Friday Afternoon Session
2	92 Porsche Team Manthey	Porsche 911 RSR	LMGTE Pro	Richard LIETZ	1:58.080	68	0.039	176.6	Friday Morning Session
3	71 AF Corse	Ferrari F458 Italia	LMGTE Pro	James CALADO	1:58.277	61	0.236	176.3	Friday Afternoon Session
4	92 Porsche Team Manthey	Porsche 911 RSR	LMGTE Pro	Marco HOLZER	1:58.329	92	0.288	176.2	Saturday Morning Session
5	71 AF Corse	Ferrari F458 Italia	LMGTE Pro	Gianmaria BRUNI	1:58.643	50	0.602	175.7	Friday Morning Session
6	71 AF Corse	Ferrari F458 Italia	LMGTE Pro	Davide RIGON	1:58.659	53	0.618	175.7	Friday Afternoon Session
7	52 RAM Racing	Ferrari F458 Italia	LMGTE Pro	James ROSSITER	1:58.668	48	0.627	175.7	Friday Morning Session
8	52 RAM Racing	Ferrari F458 Italia	LMGTE Pro	Alvaro PARENTE	1:58.679	46	0.638	175.7	Friday Afternoon Session
9	52 RAM Racing	Ferrari F458 Italia	LMGTE Pro	Matt GRIFFIN	1:58.741	55	0.700	175.6	Friday Afternoon Session
10	99 Aston Martin Racing	Aston Martin Vantage V8	LMGTE Pro	Fernando REES	1:59.076	44	1.035	175.1	Friday Afternoon Session
11	99 Aston Martin Racing	Aston Martin Vantage V8	LMGTE Pro	Darryl OYOUNG	1:59.589	27	1.548	174.3	Friday Afternoon Session
12	99 Aston Martin Racing	Aston Martin Vantage V8	LMGTE Pro	Alex MACDOWALL	2:00.822	66	2.781	172.5	Saturday Morning Session
LMGTE Am									
1	90 8 Star Motorsports	Ferrari F458 Italia	LMGTE Am	Paolo RUBERTI	1:58.507	48		175.9	Friday Afternoon Session
2	81 AF Corse	Ferrari F458 Italia	LMGTE Am	Sam BIRD	1:58.545	54	0.038	175.9	Friday Afternoon Session
3	75 Prospeed Competition	Porsche 911 GT3 RSR	LMGTE Am	Mathieu VAXIVIÈRE	1:58.641	48	0.134	175.7	Saturday Morning Session
4	88 Proton Competition	Porsche 911 RSR	LMGTE Am	Klaus BACHLER	1:58.662	51	0.155	175.7	Friday Night Session
5	61 AF Corse	Ferrari F458 Italia	LMGTE Am	Marco CIOCI	1:58.970	63	0.463	175.2	Friday Morning Session



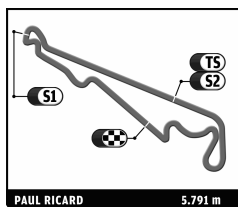
FIA WEC
THE PROLOGUE - PAUL RICARD
 After Saturday Morning Session

Classification by Driver And Class Fastest Lap

Nr	Team	Car	Class	Driver	Time	Laps	Gap	Kph	Session
6	75 Prospeed Competition	Porsche 911 GT3 RSR	LMGTE Am	Emmanuel COLLARD	1:59.113	67	0.606	175.0	Friday Morning Session
7	53 RAM Racing	Ferrari F458 Italia	LMGTE Am	Ben COLLINS	1:59.138	29	0.631	175.0	Friday Morning Session
8	81 AF Corse	Ferrari F458 Italia	LMGTE Am	Michele RUGOLO	1:59.172	29	0.665	174.9	Friday Afternoon Session
9	61 AF Corse	Ferrari F458 Italia	LMGTE Am	Mirko VENTURI	1:59.226	35	0.719	174.9	Friday Morning Session
10	53 RAM Racing	Ferrari F458 Italia	LMGTE Am	Johnny MOWLEM	1:59.258	68	0.751	174.8	Friday Afternoon Session
11	88 Proton Competition	Porsche 911 RSR	LMGTE Am	Christian RIED	1:59.377	48	0.870	174.6	Friday Afternoon Session
12	95 Aston Martin Racing	Aston Martin Vantage V8	LMGTE Am	Nikki THIIM	1:59.457	64	0.950	174.5	Friday Afternoon Session
13	90 8 Star Motorsports	Ferrari F458 Italia	LMGTE Am	Vicente POTOLICCHIO	1:59.464	26	0.957	174.5	Friday Afternoon Session
14	90 8 Star Motorsports	Ferrari F458 Italia	LMGTE Am	Gianluca RODA	1:59.885	40	1.378	173.9	Friday Afternoon Session
15	61 AF Corse	Ferrari F458 Italia	LMGTE Am	Luis PEREZ COMPANC	2:00.306	89	1.799	173.3	Friday Morning Session
16	95 Aston Martin Racing	Aston Martin Vantage V8	LMGTE Am	Kristian POULSEN	2:00.326	74	1.819	173.3	Friday Afternoon Session
17	81 AF Corse	Ferrari F458 Italia	LMGTE Am	Stephen WYATT	2:00.367	52	1.860	173.2	Friday Afternoon Session
18	53 RAM Racing	Ferrari F458 Italia	LMGTE Am	Mark PATTERSON	2:00.690	51	2.183	172.7	Friday Afternoon Session
19	88 Proton Competition	Porsche 911 RSR	LMGTE Am	Khaled AL QUBAISI	2:01.301	44	2.794	171.9	Friday Afternoon Session
20	75 Prospeed Competition	Porsche 911 GT3 RSR	LMGTE Am	François PERRODO	2:01.950	61	3.443	171.0	Friday Afternoon Session

Published at:

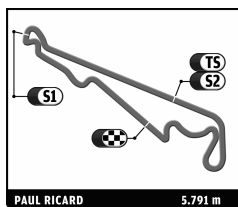
Race Director:	Timekeeper:
-----------------------	--------------------



FIA WEC
THE PROLOGUE - PAUL RICARD
Friday Afternoon Session

Best Sector Times

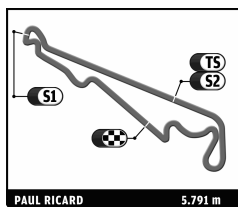
SECTOR 1			SECTOR 2			SECTOR 3			Pos	Team	Cl	Ideal Lap	Best Lap
Pos	Driver	Time	Driver	Time	Driver	Time	Pos	Team					
1	14 R.DUMAS	30.881	20 M.WEBBER	25.338	1 L.DUVAL	44.400	1	20 Porsche Team	LMP1 - H	1'41.721	1:41.788	(1)	
2	20 T.BERNHARD	30.882	14 R.DUMAS	25.544	2 A.LOTTERER	44.484	2	2 Audi Sport Team Joest	LMP1 - H	1'41.885	1:42.073	(2)	
3	2 A.LOTTERER	30.898	7 S.SARRAZIN	26.166	7 S.SARRAZIN	44.796	3	14 Porsche Team	LMP1 - H	1'42.003	1:42.126	(3)	
4	1 L.DUVAL	30.932	2 A.LOTTERER	26.503	8 A.DAVIDSON	45.060	4	1 Audi Sport Team Joest	LMP1 - H	1'42.047	1:42.407	(5)	
5	7 S.SARRAZIN	31.334	1 L.DI GRASSI	26.715	20 M.WEBBER	45.501	5	7 Toyota Racing	LMP1 - H	1'42.296	1:42.356	(4)	
6	8 N.LAPIERRE	31.462	8 N.LAPIERRE	26.957	14 R.DUMAS	45.578	6	8 Toyota Racing	LMP1 - H	1'43.479	1:43.959	(6)	
7	12 N.HEIDFELD	31.503	12 N.HEIDFELD	27.634	12 N.HEIDFELD	45.601	7	12 Rebellion Racing	LMP1 - L	1'44.738	1:44.806	(7)	
8	13 D.KRAIHAMER	32.187	13 F.LEIMER	27.818	13 F.LEIMER	46.542	8	13 Rebellion Racing	LMP1 - L	1'46.547	1:46.915	(8)	
9	26 O.PLA	32.474	26 O.PLA	28.733	26 O.PLA	47.303	9	26 G-Drive Racing	LMP2	1'48.510	1:49.084	(10)	
10	23 S.NAKANO	32.656	23 S.NAKANO	28.798	23 S.NAKANO	47.335	10	23 Millennium Racing	LMP2	1'48.789	1:48.970	(9)	
11	47 T.MATSUDA	32.742	22 J.MARTIN	28.890	22 J.MARTIN	47.447	11	22 Millennium Racing	LMP2	1'49.305	1:49.432	(11)	
12	27 N.MINASSIAN	32.944	37 V.SHAITAR	29.037	47 T.MATSUDA	47.702	12	47 KCMG	LMP2	1'49.501	1:49.722	(12)	
13	22 J.MARTIN	32.968	47 T.MATSUDA	29.057	27 N.MINASSIAN	47.753	13	27 SMP Racing	LMP2	1'49.774	1:49.796	(13)	
14	37 K.LADYGIN	33.039	27 N.MINASSIAN	29.077	37 K.LADYGIN	47.864	14	37 SMP Racing	LMP2	1'49.940	1:50.321	(14)	
15	92 F.MAKOWIECKI	35.094	90 V.POTUJCCHIO	30.434	92 R.LIETZ	51.979	15	92 Porsche Team Manthey	LMGTE Pro	1'57.568	1:58.041	(15)	
16	71 J.CALADO	35.426	92 F.MAKOWIECKI	30.495	71 J.CALADO	52.126	16	71 AF Corse	LMGTE Pro	1'58.069	1:58.277	(16)	
17	90 P.RUBERTI	35.472	71 D.RIGON	30.517	81 S.BIRD	52.294	17	90 8 Star Motorsports	LMGTE Am	1'58.493	1:58.507	(17)	
18	52 A.PARENTE	35.498	52 J.ROSSITER	30.548	88 K.BACHLER	52.309	18	52 RAM Racing	LMGTE Pro	1'58.495	1:58.679	(19)	
19	88 K.BACHLER	35.612	53 J.MOWLEM	30.569	52 M.GRIFFIN	52.449	19	81 AF Corse	LMGTE Am	1'58.505	1:58.545	(18)	
20	81 M.RUGOLO	35.631	81 S.BIRD	30.580	95 N.THIMM	52.516	20	88 Proton Competition	LMGTE Am	1'58.618	1:59.055	(20)	
21	95 K.POULSEN	35.669	99 D.OYOUNG	30.623	90 P.RUBERTI	52.587	21	95 Aston Martin Racing	LMGTE Am	1'58.898	1:59.457	(24)	
22	61 M.VENTURI	35.689	75 M.VAXIVIÈRE	30.629	99 F.REES	52.610	22	99 Aston Martin Racing	LMGTE Pro	1'59.009	1:59.076	(21)	
23	75 E.COLLARD	35.727	61 M.VENTURI	30.634	53 J.MOWLEM	52.726	23	53 RAM Racing	LMGTE Am	1'59.163	1:59.258	(22)	
24	99 F.REES	35.776	88 K.BACHLER	30.697	75 E.COLLARD	53.059	24	61 AF Corse	LMGTE Am	1'59.398	1:59.419	(23)	
25	53 J.MOWLEM	35.868	95 K.POULSEN	30.713	61 M.VENTURI	53.075	25	75 Prospeed Competition	LMGTE Am	1'59.415	1:59.573	(25)	



FIA WEC
THE PROLOGUE - PAUL RICARD
 Friday Morning Session

Best Sector Times

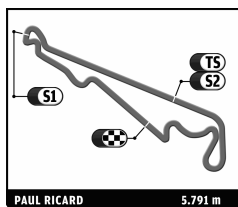
SECTOR 1			SECTOR 2			SECTOR 3			Pos	Team	Cl	Ideal Lap	Best Lap
Pos	Driver	Time	Driver	Time	Driver	Time							
1	2 M.FÄSSLER	31.319	20 T.BERNHARD	24.915	2 M.FÄSSLER	44.722	1	20 Porsche Team	LMP1 - H	1'42.493	1:43.260	(3)	
2	14 N.JANI	31.349	14 N.JANI	25.464	1 T.KRISTENSEN	45.216	2	2 Audi Sport Team Joest	LMP1 - H	1'42.680	1:42.788	(1)	
3	20 M.WEBBER	31.393	7 K.NAKAJIMA	26.563	7 K.NAKAJIMA	45.585	3	14 Porsche Team	LMP1 - H	1'42.861	1:42.912	(2)	
4	1 L.DUVAL	31.492	2 M.FÄSSLER	26.639	8 S.BUEMI	45.620	4	7 Toyota Racing	LMP1 - H	1'43.665	1:43.910	(4)	
5	7 K.NAKAJIMA	31.517	1 L.DUVAL	27.024	12 N.HEIDFELD	46.003	5	1 Audi Sport Team Joest	LMP1 - H	1'43.732	1:44.164	(5)	
6	8 N.LAPIERRE	31.636	8 S.BUEMI	27.063	14 N.JANI	46.048	6	8 Toyota Racing	LMP1 - H	1'44.319	1:44.822	(6)	
7	12 N.HEIDFELD	31.637	12 N.HEIDFELD	27.715	20 T.BERNHARD	46.185	7	12 Rebellion Racing	LMP1 - L	1'45.355	1:45.551	(7)	
8	13 A.BELICCHI	32.196	13 A.BELICCHI	28.123	13 A.BELICCHI	46.846	8	13 Rebellion Racing	LMP1 - L	1'47.165	1:47.424	(8)	
9	22 J.MARTIN	32.939	22 J.MARTIN	28.754	22 J.MARTIN	47.107	9	22 Millennium Racing	LMP2	1'48.800	1:49.284	(9)	
10	37 K.LADYGIN	33.213	27 N.MINASSIAN	28.941	27 N.MINASSIAN	48.112	10	27 SMP Racing	LMP2	1'50.374	1:50.634	(10)	
11	27 N.MINASSIAN	33.321	37 K.LADYGIN	28.971	37 K.LADYGIN	48.240	11	37 SMP Racing	LMP2	1'50.424	1:50.781	(11)	
12	47 R.BRADLEY	33.380	47 T.MATSUDA	29.175	47 R.BRADLEY	48.281	12	47 KCMG	LMP2	1'50.836	1:51.431	(12)	
13	92 R.LIETZ	35.193	26 R.RUSINOV	30.246	92 R.LIETZ	52.096	13	92 Porsche Team Manthey	LMGTE Pro	1'57.879	1:58.080	(13)	
14	71 G.BRUNI	35.435	90 P.RUBERTI	30.429	71 D.RIGON	52.473	14	71 AF Corse	LMGTE Pro	1'58.514	1:58.643	(14)	
15	61 M.CIOCI	35.500	52 J.ROSSITER	30.452	81 S.BIRD	52.557	15	52 RAM Racing	LMGTE Am	1'58.651	1:58.668	(15)	
16	75 E.COLLARD	35.529	61 M.VENTURI	30.497	90 P.RUBERTI	52.574	16	75 Prospeed Competition	LMGTE Am	1'58.684	1:59.113	(19)	
17	52 J.ROSSITER	35.577	75 E.COLLARD	30.512	52 J.ROSSITER	52.622	17	61 AF Corse	LMGTE Am	1'58.702	1:58.970	(17)	
18	81 S.BIRD	35.598	53 B.COLLINS	30.513	75 E.COLLARD	52.643	18	81 AF Corse	LMGTE Am	1'58.715	1:59.053	(18)	
19	95 N.THIIM	35.644	81 S.BIRD	30.560	95 N.THIIM	52.649	19	90 8 Star Motorsports	LMGTE Am	1'58.852	1:58.852	(16)	
20	53 B.COLLINS	35.653	92 M.HOLZER	30.590	61 M.CIOCI	52.705	20	53 RAM Racing	LMGTE Am	1'58.974	1:59.138	(20)	
21	90 P.RUBERTI	35.849	71 D.RIGON	30.606	99 F.REES	52.755	21	95 Aston Martin Racing	LMGTE Am	1'59.165	1:59.575	(21)	
22	99 F.REES	35.911	99 F.REES	30.732	53 J.MOWLEM	52.808	22	99 Aston Martin Racing	LMGTE Pro	1'59.398	1:59.823	(22)	
23	88 C.RIED	36.485	95 N.THIIM	30.872	88 C.RIED	53.565	23	88 Proton Competition	LMGTE Am	2'00.957	2:01.149	(23)	
24	26 R.RUSINOV	19:50.985	88 C.RIED	30.907	26 R.RUSINOV	1:01.925	24	26 G-Drive Racing	LMP2	21'23.156			



FIA WEC
THE PROLOGUE - PAUL RICARD
 Friday Night Session

Best Sector Times

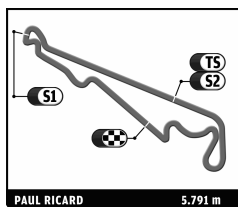
SECTOR 1			SECTOR 2			SECTOR 3			Pos	Team	Cl	Ideal Lap	Best Lap
Pos	Driver	Time	Driver	Time	Driver	Time	Pos	Team					
1	20 B.HARTLEY	30.908	20 B.HARTLEY	25.183	2 B.TRÉLUYER	44.913	1	20 Porsche Team	LMP1 - H	1'41.275	1:41.289	(1)	
2	14 N.JANI	30.996	14 N.JANI	25.404	8 A.DAVIDSON	45.090	2	14 Porsche Team	LMP1 - H	1'42.159	1:42.426	(2)	
3	2 B.TRÉLUYER	31.291	7 S.SARRAZIN	26.092	7 S.SARRAZIN	45.168	3	7 Toyota Racing	LMP1 - H	1'42.748	1:42.841	(3)	
4	8 A.DAVIDSON	31.383	2 B.TRÉLUYER	26.700	20 B.HARTLEY	45.184	4	2 Audi Sport Team Joest	LMP1 - H	1'42.904	1:43.220	(4)	
5	7 S.SARRAZIN	31.488	8 N.LAPIERRE	26.828	14 N.JANI	45.759	5	8 Toyota Racing	LMP1 - H	1'43.301	1:43.700	(5)	
6	26 R.RUSINOV	32.169	1 L.DI GRASSI	27.680	23 S.NAKANO	47.504	6	1 Audi Sport Team Joest	LMP1 - H	1'49.116	1:49.537	(7)	
7	1 L.DI GRASSI	32.617	23 S.NAKANO	28.885	27 N.MINASSIAN	47.635	7	23 Millennium Racing	LMP2	1'49.215	1:49.246	(6)	
8	23 S.NAKANO	32.826	27 N.MINASSIAN	28.910	37 K.LADYGIN	47.799	8	27 SMP Racing	LMP2	1'49.592	1:49.853	(8)	
9	27 N.MINASSIAN	33.047	26 R.RUSINOV	29.039	1 L.DI GRASSI	48.819	9	37 SMP Racing	LMP2	1'50.445	1:50.696	(9)	
10	37 V.SHAITAR	33.601	37 K.LADYGIN	29.045	26 J.CANAL	49.397	10	26 G-Drive Racing	LMP2	1'50.605	1:51.212	(10)	
11	88 K.BACHLER	35.607	52 A.PARENTE	30.576	88 K.BACHLER	52.161	11	88 Proton Competition	LMGTE Am	1'58.416	1:58.662	(11)	
12	71 D.RIGON	35.682	71 D.RIGON	30.633	71 J.CALADO	52.460	12	71 AF Corse	LMGTE Pro	1'58.775	1:58.986	(12)	
13	52 A.PARENTE	35.741	88 K.BACHLER	30.648	52 A.PARENTE	52.759	13	52 RAM Racing	LMGTE Pro	1'59.076	1:59.106	(13)	
14	61 LPEREZ COMPANC	36.176	99 F.REES	30.783	99 F.REES	53.371	14	99 Aston Martin Racing	LMGTE Pro	2'00.450	2:00.607	(14)	
15	99 F.REES	36.296	61 LPEREZ COMPANC	30.806	61 LPEREZ COMPANC	54.048	15	61 AF Corse	LMGTE Am	2'01.030	2:01.643	(15)	
16	53 B.COLLINS	36.899	53 B.COLLINS	30.958	81 S.BIRD	54.397	16	53 RAM Racing	LMGTE Am	2'02.306	2:02.521	(16)	
17	81 S.BIRD	37.005	81 S.BIRD	31.299	53 J.MOWLEM	54.449	17	81 AF Corse	LMGTE Am	2'02.701	2:02.814	(17)	



FIA WEC THE PROLOGUE - PAUL RICARD Saturday Afternoon Session

Best Sector Times

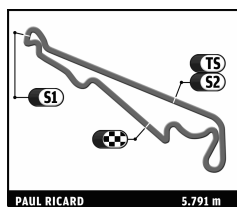
SECTOR 1			SECTOR 2		SECTOR 3		Pos	Team	Cl	Ideal Lap	Best Lap	
Pos	Driver	Time	Driver	Time	Driver	Time						
1	2 B.TRÉLUYER	31.290	14 N.JANI	25.536	8 S.BUEMI	45.433	1	Audi Sport Team Joest	LMP1 - H	1'43.423	1:43.423	(1)
2	14 N.JANI	31.465	20 M.WEBBER	25.561	2 B.TRÉLUYER	45.652	2	Porsche Team	LMP1 - H	1'43.443	1:43.990	(3)
3	20 M.WEBBER	31.496	8 N.LAPIERRE	26.444	7 K.NAKAJIMA	45.982	3	Toyota Racing	LMP1 - H	1'43.480	1:43.615	(2)
4	8 S.BUEMI	31.603	2 B.TRÉLUYER	26.481	1 T.KRISTENSEN	46.279	4	14 Porsche Team	LMP1 - H	1'43.736	1:44.117	(4)
5	7 K.NAKAJIMA	31.652	1 L.DI GRASSI	26.882	20 M.WEBBER	46.386	5	7 Toyota Racing	LMP1 - H	1'44.707	1:44.954	(5)
6	1 T.KRISTENSEN	31.983	7 S.SARRAZIN	27.073	14 N.JANI	46.735	6	1 Audi Sport Team Joest	LMP1 - H	1'45.144	1:45.621	(6)
7	12 M.BECHE	32.779	12 M.BECHE	28.104	13 F.LEIMER	47.592	7	12 Rebellion Racing	LMP1 - L	1'48.770	1:48.914	(7)
8	13 F.LEIMER	32.877	13 D.KRAIHAMER	28.449	12 M.BECHE	47.887	8	13 Rebellion Racing	LMP1 - L	1'48.918	1:49.052	(8)
9	47 R.BRADLEY	33.189	47 M.HOWSON	29.511	47 M.HOWSON	48.258	9	47 KCMG	LMP2	1'50.958	1:51.071	(9)
10	27 M.MEDIANI	34.170	27 M.MEDIANI	29.594	27 N.MINASSIAN	50.068	10	27 SMP Racing	LMP2	1'53.832	1:54.303	(10)
11	37 A.LADYGIN	34.407	37 A.LADYGIN	29.981	37 A.LADYGIN	50.343	11	37 SMP Racing	LMP2	1'54.731	1:55.080	(11)
12	88 K.BACHLER	35.457	71 G.BRUNI	31.036	88 K.BACHLER	52.334	12	88 Proton Competition	LMGTE Am	1'59.042	1:59.042	(12)
13	71 G.BRUNI	35.621	61 M.VENTURI	31.196	71 G.BRUNI	52.809	13	71 AF Corse	LMGTE Pro	1'59.466	1:59.701	(13)
14	75 E.COLLARD	36.051	88 K.BACHLER	31.251	61 M.VENTURI	53.705	14	61 AF Corse	LMGTE Am	2'01.013	2:01.394	(14)
15	61 M.VENTURI	36.112	99 F.REES	31.288	75 E.COLLARD	53.856	15	75 Prospeed Competition	LMGTE Am	2'01.419	2:01.837	(15)
16	99 F.REES	36.214	53 M.PATTERSON	31.356	99 F.REES	54.136	16	99 Aston Martin Racing	LMGTE Pro	2'01.638	2:02.409	(16)
17	53 M.PATTERSON	36.916	75 E.COLLARD	31.512	53 M.PATTERSON	55.142	17	53 RAM Racing	LMGTE Am	2'03.414	2:03.897	(17)



FIA WEC THE PROLOGUE - PAUL RICARD Saturday Morning Session

Best Sector Times

SECTOR 1			SECTOR 2			SECTOR 3			Pos	Team	Cl	Ideal Lap	Best Lap
Pos	Driver	Time	Driver	Time	Driver	Time							
1	14 R.DUMAS	30.384	20 B.HARTLEY	25.584	1 T.KRISTENSEN	45.127	1	14 Porsche Team	LMP1 - H	1'42.147	1:43.341	(2)	
2	1 T.KRISTENSEN	30.901	14 R.DUMAS	25.660	7 A.WURZ	45.278	2	1 Audi Sport Team Joest	LMP1 - H	1'42.578	1:43.017	(1)	
3	2 A.LOTTERER	31.392	8 S.BUEMI	26.107	8 A.DAVIDSON	45.707	3	20 Porsche Team	LMP1 - H	1'43.174	1:43.344	(3)	
4	20 B.HARTLEY	31.404	1 T.KRISTENSEN	26.550	2 A.LOTTERER	45.718	4	8 Toyota Racing	LMP1 - H	1'43.516	1:43.764	(4)	
5	7 A.WURZ	31.414	2 A.LOTTERER	26.750	14 R.DUMAS	46.103	5	7 Toyota Racing	LMP1 - H	1'43.613	1:44.069	(6)	
6	8 S.BUEMI	31.702	7 A.WURZ	26.921	20 B.HARTLEY	46.186	6	2 Audi Sport Team Joest	LMP1 - H	1'43.860	1:43.974	(5)	
7	12 M.BECHE	32.266	12 M.BECHE	28.171	12 M.BECHE	46.916	7	12 Rebellion Racing	LMP1 - L	1'47.353	1:47.726	(7)	
8	13 A.BELICCHI	32.436	13 A.BELICCHI	28.224	13 A.BELICCHI	47.192	8	13 Rebellion Racing	LMP1 - L	1'47.852	1:48.238	(8)	
9	37 K.LADYGIN	32.608	26 R.RUSINOV	29.126	37 K.LADYGIN	48.541	9	37 SMP Racing	LMP2	1'50.476	1:51.652	(10)	
10	47 R.BRADLEY	33.368	27 N.MINASSIAN	29.311	27 N.MINASSIAN	48.601	10	27 SMP Racing	LMP2	1'51.318	1:51.318	(9)	
11	27 N.MINASSIAN	33.406	37 K.LADYGIN	29.327	26 R.RUSINOV	48.633	11	26 G-Drive Racing	LMP2	1'51.341	1:51.698	(11)	
12	26 O.PLA	33.582	47 M.HOWSON	29.536	47 R.BRADLEY	48.653	12	47 KCMG	LMP2	1'51.557	1:51.814	(12)	
13	81 S.BIRD	34.596	92 M.HOLZER	30.735	92 R.LIETZ	52.079	13	92 Porsche Team Manthey	LMGTE Pro	1'57.851	1:58.329	(13)	
14	92 M.HOLZER	35.037	90 V.FOTULICCHIO	30.881	75 M.VAXIVIÈRE	52.267	14	75 Prospeed Competition	LMGTE Am	1'58.221	1:58.641	(14)	
15	75 M.VAXIVIÈRE	35.056	52 M.GRIFFIN	30.887	52 A.PARENTE	52.464	15	81 AF Corse	LMGTE Am	1'58.469	1:59.682	(18)	
16	52 A.PARENTE	35.309	75 M.VAXIVIÈRE	30.898	71 G.BRUNI	52.472	16	52 RAM Racing	LMGTE Pro	1'58.660	1:58.817	(15)	
17	71 G.BRUNI	35.383	61 L.PEREZ COMPANC	30.933	88 K.BACHLER	52.789	17	71 AF Corse	LMGTE Pro	1'58.949	1:58.990	(16)	
18	88 K.BACHLER	35.529	81 S.BIRD	30.973	81 S.BIRD	52.900	18	88 Proton Competition	LMGTE Am	1'59.524	1:59.617	(17)	
19	61 M.VENTURI	35.576	71 G.BRUNI	31.094	95 N.THIIM	53.023	19	61 AF Corse	LMGTE Am	1'59.673	2:00.007	(19)	
20	95 N.THIIM	35.792	88 K.BACHLER	31.206	61 M.VENTURI	53.164	20	90 8 Star Motorsports	LMGTE Am	1'59.881	2:00.197	(20)	
21	90 P.RUBERTI	35.800	95 K.POULSEN	31.309	90 P.RUBERTI	53.200	21	95 Aston Martin Racing	LMGTE Am	2'00.124	2:00.564	(21)	
22	99 A.MACDOWALL	35.997	99 A.MACDOWALL	31.318	99 A.MACDOWALL	53.420	22	99 Aston Martin Racing	LMGTE Pro	2'00.735	2:00.822	(22)	
23	53 J.MOWLEM	37.045	53 J.MOWLEM	31.977	53 J.MOWLEM	55.923	23	53 RAM Racing	LMGTE Am	2'04.945			

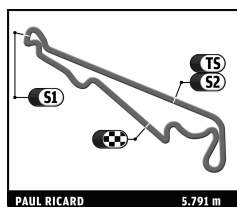


FIA WEC THE PROLOGUE - PAUL RICARD

After Friday Afternoon Session

Event maximum speed

Team	Car	Class	Driver	Top Speed	Lap	Session
14 Porsche Team	Porsche 919 Hybrid	LMP1 - H	Romain DUMAS	339.6	13	Friday Afternoon Session
7 Toyota Racing	Toyota TS 040 - Hybrid	LMP1 - H	Stéphane SARRAZIN	328.3	42	Friday Afternoon Session
20 Porsche Team	Porsche 919 Hybrid	LMP1 - H	Timo BERNHARD	328.3	50	Friday Morning Session
2 Audi Sport Team Joest	Audi R18 e-tron quattro	LMP1 - H	André LOTTERER	302.5	12	Friday Afternoon Session
8 Toyota Racing	Toyota TS 040 - Hybrid	LMP1 - H	Sébastien BUEMI	302.5	10	Friday Morning Session
1 Audi Sport Team Joest	Audi R18 e-tron quattro	LMP1 - H	Lucas DI GRASSI	299.2	16	Friday Afternoon Session
13 Rebellion Racing	Lola B12/60 - Toyota	LMP1 - L	Fabio LEIMER	291.9	37	Friday Afternoon Session
12 Rebellion Racing	Lola B12/60 - Toyota	LMP1 - L	Mathias BECHE	291.1	37	Friday Afternoon Session
37 SMP Racing	Oreca 03 - Nissan	LMP2	Kirill LADYGIN	281.2	14	Friday Morning Session
26 G-Drive Racing	Morgan - Nissan	LMP2	Olivier PLA	279.1	18	Friday Afternoon Session
23 Millennium Racing	Oreca 03 - Nissan	LMP2	Shinji NAKANO	278.4	45	Friday Afternoon Session
27 SMP Racing	Oreca 03 - Nissan	LMP2	Nicolas MINASSIAN	278.4	27	Friday Morning Session
22 Millennium Racing	Oreca 03 - Nissan	LMP2	John MARTIN	276.9	13	Friday Morning Session
52 RAM Racing	Ferrari F458 Italia	LMGTE Pro	James ROSSITER	272.7	18	Friday Afternoon Session
61 AF Corse	Ferrari F458 Italia	LMGTE Am	Mirko VENTURI	272.0	43	Friday Morning Session
90 8 Star Motorsports	Ferrari F458 Italia	LMGTE Am	Paolo RUBERTI	272.0	8	Friday Morning Session
92 Porsche Team Manthey	Porsche 911 RSR	LMGTE Pro	Frédéric MAKOWIECKI	271.4	45	Friday Afternoon Session
99 Aston Martin Racing	Aston Martin Vantage V8	LMGTE Pro	Darryl O'YOUNG	271.4	21	Friday Afternoon Session
53 RAM Racing	Ferrari F458 Italia	LMGTE Am	Ben COLLINS	271.4	61	Friday Morning Session
47 KCMG	Oreca 03 - Nissan	LMP2	Matthew HOWSON	270.7	20	Friday Morning Session
71 AF Corse	Ferrari F458 Italia	LMGTE Pro	Davide RIGON	270.7	35	Friday Afternoon Session
81 AF Corse	Ferrari F458 Italia	LMGTE Am	Sam BIRD	269.3	7	Friday Morning Session
75 Prospeed Competition	Porsche 911 GT3 RSR	LMGTE Am	Emmanuel COLLARD	268.7	30	Friday Morning Session
88 Proton Competition	Porsche 911 RSR	LMGTE Am	Christian RIED	268.7	43	Friday Afternoon Session
95 Aston Martin Racing	Aston Martin Vantage V8	LMGTE Am	Kristian POULSEN	268.0	9	Friday Afternoon Session

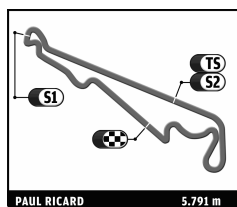


FIA WEC THE PROLOGUE - PAUL RICARD

After Friday Morning Session

Event maximum speed

Team	Car	Class	Driver	Top Speed	Lap	Session
20 Porsche Team	Porsche 919 Hybrid	LMP1 - H	Timo BERNHARD	328.3	50	Friday Morning Session
14 Porsche Team	Porsche 919 Hybrid	LMP1 - H	Neel JANI	317.6	35	Friday Morning Session
7 Toyota Racing	Toyota TS 040 - Hybrid	LMP1 - H	Kazuki NAKAJIMA	313.0	31	Friday Morning Session
8 Toyota Racing	Toyota TS 040 - Hybrid	LMP1 - H	Sébastien BUEMI	302.5	10	Friday Morning Session
2 Audi Sport Team Joest	Audi R18 e-tron quattro	LMP1 - H	Marcel FÄSSLER	300.8	21	Friday Morning Session
1 Audi Sport Team Joest	Audi R18 e-tron quattro	LMP1 - H	Loïc DUVAL	293.5	17	Friday Morning Session
12 Rebellion Racing	Lola B12/60 - Toyota	LMP1 - L	Nicolas PROST	290.3	11	Friday Morning Session
13 Rebellion Racing	Lola B12/60 - Toyota	LMP1 - L	Andrea BELICCHI	284.2	19	Friday Morning Session
37 SMP Racing	Oreca 03 - Nissan	LMP2	Kirill LADYGIN	281.2	14	Friday Morning Session
27 SMP Racing	Oreca 03 - Nissan	LMP2	Nicolas MINASSIAN	278.4	27	Friday Morning Session
22 Millennium Racing	Oreca 03 - Nissan	LMP2	John MARTIN	276.9	13	Friday Morning Session
26 G-Drive Racing	Morgan - Nissan	LMP2	Olivier PLA	274.8	1	Friday Morning Session
61 AF Corse	Ferrari F458 Italia	LMGTE Am	Mirko VENTURI	272.0	43	Friday Morning Session
90 8 Star Motorsports	Ferrari F458 Italia	LMGTE Am	Paolo RUBERTI	272.0	8	Friday Morning Session
52 RAM Racing	Ferrari F458 Italia	LMGTE Pro	Alvaro PARENTE	271.4	35	Friday Morning Session
53 RAM Racing	Ferrari F458 Italia	LMGTE Am	Ben COLLINS	271.4	61	Friday Morning Session
47 KCMG	Oreca 03 - Nissan	LMP2	Matthew HOWSON	270.7	20	Friday Morning Session
71 AF Corse	Ferrari F458 Italia	LMGTE Pro	James CALADO	270.0	53	Friday Morning Session
81 AF Corse	Ferrari F458 Italia	LMGTE Am	Sam BIRD	269.3	7	Friday Morning Session
92 Porsche Team Manthey	Porsche 911 RSR	LMGTE Pro	Marco HOLZER	268.7	20	Friday Morning Session
75 Prospeed Competition	Porsche 911 GT3 RSR	LMGTE Am	Emmanuel COLLARD	268.7	30	Friday Morning Session
99 Aston Martin Racing	Aston Martin Vantage V8	LMGTE Pro	Fernando REES	268.0	15	Friday Morning Session
95 Aston Martin Racing	Aston Martin Vantage V8	LMGTE Am	Kristian POULSEN	266.7	18	Friday Morning Session
88 Proton Competition	Porsche 911 RSR	LMGTE Am	Christian RIED	266.0	25	Friday Morning Session

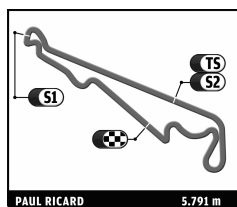


FIA WEC THE PROLOGUE - PAUL RICARD

After Friday Night Session

Event maximum speed

Team	Car	Class	Driver	Top Speed	Lap	Session
14 Porsche Team	Porsche 919 Hybrid	LMP1 - H	Romain DUMAS	339.6	13	Friday Afternoon Session
7 Toyota Racing	Toyota TS 040 - Hybrid	LMP1 - H	Stéphane SARRAZIN	328.3	42	Friday Afternoon Session
20 Porsche Team	Porsche 919 Hybrid	LMP1 - H	Timo BERNHARD	328.3	50	Friday Morning Session
2 Audi Sport Team Joest	Audi R18 e-tron quattro	LMP1 - H	André LOTTERER	302.5	12	Friday Afternoon Session
8 Toyota Racing	Toyota TS 040 - Hybrid	LMP1 - H	Sébastien BUEMI	302.5	10	Friday Morning Session
1 Audi Sport Team Joest	Audi R18 e-tron quattro	LMP1 - H	Lucas DI GRASSI	299.2	16	Friday Afternoon Session
13 Rebellion Racing	Lola B12/60 - Toyota	LMP1 - L	Fabio LEIMER	291.9	37	Friday Afternoon Session
12 Rebellion Racing	Lola B12/60 - Toyota	LMP1 - L	Mathias BECHE	291.1	37	Friday Afternoon Session
37 SMP Racing	Oreca 03 - Nissan	LMP2	Kirill LADYGIN	281.2	14	Friday Morning Session
26 G-Drive Racing	Morgan - Nissan	LMP2	Olivier PLA	279.1	18	Friday Afternoon Session
23 Millennium Racing	Oreca 03 - Nissan	LMP2	Shinji NAKANO	278.4	45	Friday Afternoon Session
27 SMP Racing	Oreca 03 - Nissan	LMP2	Nicolas MINASSIAN	278.4	27	Friday Morning Session
22 Millennium Racing	Oreca 03 - Nissan	LMP2	John MARTIN	276.9	13	Friday Morning Session
52 RAM Racing	Ferrari F458 Italia	LMGTE Pro	James ROSSITER	272.7	18	Friday Afternoon Session
61 AF Corse	Ferrari F458 Italia	LMGTE Am	Mirko VENTURI	272.0	43	Friday Morning Session
90 8 Star Motorsports	Ferrari F458 Italia	LMGTE Am	Paolo RUBERTI	272.0	8	Friday Morning Session
92 Porsche Team Manthey	Porsche 911 RSR	LMGTE Pro	Frédéric MAKOWIECKI	271.4	45	Friday Afternoon Session
99 Aston Martin Racing	Aston Martin Vantage V8	LMGTE Pro	Darryl O'YOUNG	271.4	21	Friday Afternoon Session
53 RAM Racing	Ferrari F458 Italia	LMGTE Am	Ben COLLINS	271.4	61	Friday Morning Session
47 KCMG	Oreca 03 - Nissan	LMP2	Matthew HOWSON	270.7	20	Friday Morning Session
71 AF Corse	Ferrari F458 Italia	LMGTE Pro	Davide RIGON	270.7	35	Friday Afternoon Session
81 AF Corse	Ferrari F458 Italia	LMGTE Am	Sam BIRD	269.3	7	Friday Morning Session
75 Prospeed Competition	Porsche 911 GT3 RSR	LMGTE Am	Emmanuel COLLARD	268.7	30	Friday Morning Session
88 Proton Competition	Porsche 911 RSR	LMGTE Am	Christian RIED	268.7	43	Friday Afternoon Session
95 Aston Martin Racing	Aston Martin Vantage V8	LMGTE Am	Kristian POULSEN	268.0	9	Friday Afternoon Session

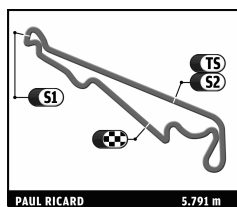


FIA WEC THE PROLOGUE - PAUL RICARD

After Saturday Afternoon Session

Event maximum speed

Team	Car	Class	Driver	Top Speed	Lap	Session
14 Porsche Team	Porsche 919 Hybrid	LMP1 - H	Romain DUMAS	339.6	13	Friday Afternoon Session
7 Toyota Racing	Toyota TS 040 - Hybrid	LMP1 - H	Stéphane SARRAZIN	328.3	42	Friday Afternoon Session
20 Porsche Team	Porsche 919 Hybrid	LMP1 - H	Timo BERNHARD	328.3	50	Friday Morning Session
8 Toyota Racing	Toyota TS 040 - Hybrid	LMP1 - H	Anthony DAVIDSON	322.4	36	Saturday Morning Session
2 Audi Sport Team Joest	Audi R18 e-tron quattro	LMP1 - H	André LOTTERER	302.5	12	Friday Afternoon Session
1 Audi Sport Team Joest	Audi R18 e-tron quattro	LMP1 - H	Lucas DI GRASSI	299.2	16	Friday Afternoon Session
13 Rebellion Racing	Lola B12/60 - Toyota	LMP1 - L	Fabio LEIMER	291.9	37	Friday Afternoon Session
12 Rebellion Racing	Lola B12/60 - Toyota	LMP1 - L	Mathias BECHE	291.1	37	Friday Afternoon Session
37 SMP Racing	Oreca 03 - Nissan	LMP2	Kirill LADYGIN	281.2	14	Friday Morning Session
26 G-Drive Racing	Morgan - Nissan	LMP2	Olivier PLA	279.1	18	Friday Afternoon Session
23 Millennium Racing	Oreca 03 - Nissan	LMP2	Shinji NAKANO	278.4	45	Friday Afternoon Session
27 SMP Racing	Oreca 03 - Nissan	LMP2	Nicolas MINASSIAN	278.4	27	Friday Morning Session
22 Millennium Racing	Oreca 03 - Nissan	LMP2	John MARTIN	276.9	13	Friday Morning Session
52 RAM Racing	Ferrari F458 Italia	LMGTE Pro	James ROSSITER	272.7	18	Friday Afternoon Session
61 AF Corse	Ferrari F458 Italia	LMGTE Am	Mirko VENTURI	272.0	43	Friday Morning Session
90 8 Star Motorsports	Ferrari F458 Italia	LMGTE Am	Paolo RUBERTI	272.0	8	Friday Morning Session
92 Porsche Team Manthey	Porsche 911 RSR	LMGTE Pro	Frédéric MAKOWIECKI	271.4	45	Friday Afternoon Session
99 Aston Martin Racing	Aston Martin Vantage V8	LMGTE Pro	Darryl O'YOUNG	271.4	21	Friday Afternoon Session
53 RAM Racing	Ferrari F458 Italia	LMGTE Am	Ben COLLINS	271.4	61	Friday Morning Session
47 KCMG	Oreca 03 - Nissan	LMP2	Matthew HOWSON	270.7	20	Friday Morning Session
71 AF Corse	Ferrari F458 Italia	LMGTE Pro	Davide RIGON	270.7	35	Friday Afternoon Session
81 AF Corse	Ferrari F458 Italia	LMGTE Am	Sam BIRD	269.3	7	Friday Morning Session
75 Prospeed Competition	Porsche 911 GT3 RSR	LMGTE Am	Emmanuel COLLARD	268.7	30	Friday Morning Session
88 Proton Competition	Porsche 911 RSR	LMGTE Am	Christian RIED	268.7	43	Friday Afternoon Session
95 Aston Martin Racing	Aston Martin Vantage V8	LMGTE Am	Kristian POULSEN	268.0	9	Friday Afternoon Session

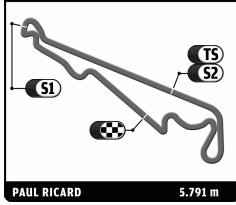


FIA WEC THE PROLOGUE - PAUL RICARD

After Saturday Morning Session

Event maximum speed

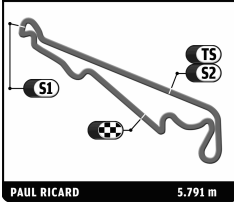
Team	Car	Class	Driver	Top Speed	Lap	Session
14 Porsche Team	Porsche 919 Hybrid	LMP1 - H	Romain DUMAS	339.6	13	Friday Afternoon Session
7 Toyota Racing	Toyota TS 040 - Hybrid	LMP1 - H	Stéphane SARRAZIN	328.3	42	Friday Afternoon Session
20 Porsche Team	Porsche 919 Hybrid	LMP1 - H	Timo BERNHARD	328.3	50	Friday Morning Session
8 Toyota Racing	Toyota TS 040 - Hybrid	LMP1 - H	Anthony DAVIDSON	322.4	36	Saturday Morning Session
2 Audi Sport Team Joest	Audi R18 e-tron quattro	LMP1 - H	André LOTTERER	302.5	12	Friday Afternoon Session
1 Audi Sport Team Joest	Audi R18 e-tron quattro	LMP1 - H	Lucas DI GRASSI	299.2	16	Friday Afternoon Session
13 Rebellion Racing	Lola B12/60 - Toyota	LMP1 - L	Fabio LEIMER	291.9	37	Friday Afternoon Session
12 Rebellion Racing	Lola B12/60 - Toyota	LMP1 - L	Mathias BECHE	291.1	37	Friday Afternoon Session
37 SMP Racing	Oreca 03 - Nissan	LMP2	Kirill LADYGIN	281.2	14	Friday Morning Session
26 G-Drive Racing	Morgan - Nissan	LMP2	Olivier PLA	279.1	18	Friday Afternoon Session
23 Millennium Racing	Oreca 03 - Nissan	LMP2	Shinji NAKANO	278.4	45	Friday Afternoon Session
27 SMP Racing	Oreca 03 - Nissan	LMP2	Nicolas MINASSIAN	278.4	27	Friday Morning Session
22 Millennium Racing	Oreca 03 - Nissan	LMP2	John MARTIN	276.9	13	Friday Morning Session
52 RAM Racing	Ferrari F458 Italia	LMGTE Pro	James ROSSITER	272.7	18	Friday Afternoon Session
61 AF Corse	Ferrari F458 Italia	LMGTE Am	Mirko VENTURI	272.0	43	Friday Morning Session
90 8 Star Motorsports	Ferrari F458 Italia	LMGTE Am	Paolo RUBERTI	272.0	8	Friday Morning Session
92 Porsche Team Manthey	Porsche 911 RSR	LMGTE Pro	Frédéric MAKOWIECKI	271.4	45	Friday Afternoon Session
99 Aston Martin Racing	Aston Martin Vantage V8	LMGTE Pro	Darryl O'YOUNG	271.4	21	Friday Afternoon Session
53 RAM Racing	Ferrari F458 Italia	LMGTE Am	Ben COLLINS	271.4	61	Friday Morning Session
47 KCMG	Oreca 03 - Nissan	LMP2	Matthew HOWSON	270.7	20	Friday Morning Session
71 AF Corse	Ferrari F458 Italia	LMGTE Pro	Davide RIGON	270.7	35	Friday Afternoon Session
81 AF Corse	Ferrari F458 Italia	LMGTE Am	Sam BIRD	269.3	7	Friday Morning Session
75 Prospeed Competition	Porsche 911 GT3 RSR	LMGTE Am	Emmanuel COLLARD	268.7	30	Friday Morning Session
88 Proton Competition	Porsche 911 RSR	LMGTE Am	Christian RIED	268.7	43	Friday Afternoon Session
95 Aston Martin Racing	Aston Martin Vantage V8	LMGTE Am	Kristian POULSEN	268.0	9	Friday Afternoon Session



FIA WEC
THE PROLOGUE - PAUL RICARD
Friday Afternoon Session

Fastest Lap Sequence

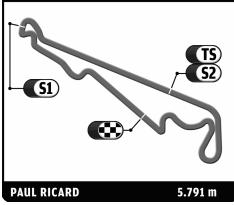
Practice Time	Team	Car	Class	Driver	Time	Kph	Lap
5:41.484	92 Porsche Team Manthey	Porsche 911 RSR	LMGTE Pro	Richard LIETZ	2:00.089	173.6	2
7:40.573	92 Porsche Team Manthey	Porsche 911 RSR	LMGTE Pro	Richard LIETZ	1:59.089	175.1	3
9:39.217	92 Porsche Team Manthey	Porsche 911 RSR	LMGTE Pro	Richard LIETZ	1:58.644	175.7	4
16:40.714	20 Porsche Team	Porsche 919 Hybrid	LMP1 - H	Mark WEBBER	1:42.529	203.3	3
18:22.643	20 Porsche Team	Porsche 919 Hybrid	LMP1 - H	Mark WEBBER	1:41.929	204.5	4
1:59:22.698	20 Porsche Team	Porsche 919 Hybrid	LMP1 - H	Timo BERNHARD	1:41.788	204.8	33



FIA WEC
THE PROLOGUE - PAUL RICARD
Friday Morning Session

Fastest Lap Sequence

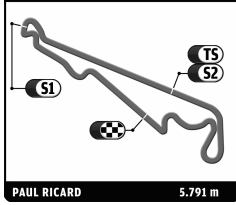
Practice Time	Team	Car	Class	Driver	Time	Kph	Lap
9:59.690	81 AF Corse	Ferrari F458 Italia	LMGTE Am	Sam BIRD	2:03.815	168.4	2
12:01.663	81 AF Corse	Ferrari F458 Italia	LMGTE Am	Sam BIRD	2:01.973	170.9	3
14:02.190	81 AF Corse	Ferrari F458 Italia	LMGTE Am	Sam BIRD	2:00.527	173.0	4
14:06.678	20 Porsche Team	Porsche 919 Hybrid	LMP1 - H	Mark WEBBER	1:43.824	200.8	3
37:40.344	14 Porsche Team	Porsche 919 Hybrid	LMP1 - H	Neel JANI	1:42.912	202.6	9
2:27:51.013	2 Audi Sport Team Joest	Audi R18 e-tron quattro	LMP1 - H	Marcel FÄSSLER	1:42.788	202.8	16



FIA WEC
THE PROLOGUE - PAUL RICARD
Friday Night Session

Fastest Lap Sequence

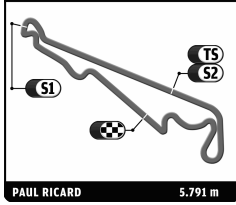
Practice Time	Team	Car	Class	Driver	Time	Kph	Lap
3:57.050	8 Toyota Racing	Toyota TS 040 - Hybrid	LMP1 - H	Anthony DAVIDSON	1:45.673	197.3	2
4:56.389	14 Porsche Team	Porsche 919 Hybrid	LMP1 - H	Marc LIEB	1:45.496	197.6	2
6:20.380	20 Porsche Team	Porsche 919 Hybrid	LMP1 - H	Brendon HARTLEY	1:42.037	204.3	2
8:01.669	20 Porsche Team	Porsche 919 Hybrid	LMP1 - H	Brendon HARTLEY	1:41.289	205.8	3



FIA WEC
THE PROLOGUE - PAUL RICARD
Saturday Afternoon Session

Fastest Lap Sequence

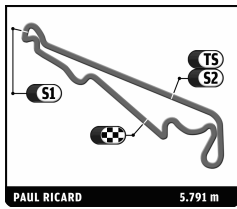
Practice Time	Team	Car	Class	Driver	Time	Kph	Lap
3:44.322	7 Toyota Racing	Toyota TS 040 - Hybrid	LMP1 - H	Stéphane SARRAZIN	1:48.052	192.9	2
5:31.119	7 Toyota Racing	Toyota TS 040 - Hybrid	LMP1 - H	Stéphane SARRAZIN	1:46.797	195.2	3
10:51.848	7 Toyota Racing	Toyota TS 040 - Hybrid	LMP1 - H	Stéphane SARRAZIN	1:46.779	195.2	6
12:38.600	7 Toyota Racing	Toyota TS 040 - Hybrid	LMP1 - H	Stéphane SARRAZIN	1:46.752	195.3	7
14:25.158	7 Toyota Racing	Toyota TS 040 - Hybrid	LMP1 - H	Stéphane SARRAZIN	1:46.558	195.6	8
17:58.194	7 Toyota Racing	Toyota TS 040 - Hybrid	LMP1 - H	Stéphane SARRAZIN	1:46.167	196.4	10
38:28.073	20 Porsche Team	Porsche 919 Hybrid	LMP1 - H	Mark WEBBER	1:45.028	198.5	2
45:30.095	20 Porsche Team	Porsche 919 Hybrid	LMP1 - H	Mark WEBBER	1:45.003	198.5	6
1:32:46.938	20 Porsche Team	Porsche 919 Hybrid	LMP1 - H	Mark WEBBER	1:44.326	199.8	32
1:34:30.928	20 Porsche Team	Porsche 919 Hybrid	LMP1 - H	Mark WEBBER	1:43.990	200.5	33
2:34:32.308	2 Audi Sport Team Joest	Audi R18 e-tron quattro	LMP1 - H	Benoit TRÉLUYER	1:43.423	201.6	13



FIA WEC
THE PROLOGUE - PAUL RICARD
Saturday Morning Session

Fastest Lap Sequence

Practice Time	Team	Car	Class	Driver	Time	Kph	Lap
3:39.774	8 Toyota Racing	Toyota TS 040 - Hybrid	LMP1 - H	Sébastien BUEMI	1:46.596	195.6	2
5:25.477	8 Toyota Racing	Toyota TS 040 - Hybrid	LMP1 - H	Sébastien BUEMI	1:45.703	197.2	3
7:10.596	8 Toyota Racing	Toyota TS 040 - Hybrid	LMP1 - H	Sébastien BUEMI	1:45.119	198.3	4
8:54.921	8 Toyota Racing	Toyota TS 040 - Hybrid	LMP1 - H	Sébastien BUEMI	1:44.325	199.8	5
12:19.145	14 Porsche Team	Porsche 919 Hybrid	LMP1 - H	Romain DUMAS	1:43.446	201.5	3
46:13.459	20 Porsche Team	Porsche 919 Hybrid	LMP1 - H	Brendon HARTLEY	1:43.344	201.7	11
1:25:54.172	14 Porsche Team	Porsche 919 Hybrid	LMP1 - H	Romain DUMAS	1:43.341	201.7	31
1:35:44.724	1 Audi Sport Team Joest	Audi R18 e-tron quattro	LMP1 - H	Tom KRISTENSEN	1:43.136	202.1	19
1:37:27.741	1 Audi Sport Team Joest	Audi R18 e-tron quattro	LMP1 - H	Tom KRISTENSEN	1:43.017	202.4	20



FIA WEC

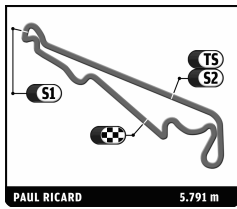
THE PROLOGUE - PAUL RICARD

Friday Afternoon Session

Sector Analysis

■ Personal Best
 ■ Session Best
 ■ Crossing the finish line in pit lane

Lap	D	Time	Sector 1	Sector 2	Sector 3	T. Spd	Elapsed	Lap	D	Time	Sector 1	Sector 2	Sector 3	T. Spd	Elapsed
1 Audi Sport Team Joest Audi R18 e-tron quattro 1. Lucas DI GRASSI 3. Tom KRISTENSEN LMP1 - H 2. Loic DUVAL								6	2	1:44.403	31.613	26.908	45.882	295.9	2:36:39.344
1	1	31:03.867 B	...	30.636	1:06.307	291.1	31:03.867	7	2	1:44.360	32.104	26.862	45.394	292.7	2:38:23.704
2	1	21:52.655	...	27.820	46.765	287.2	52:56.522	8	2	1:54.442 B	32.823	26.723	54.896	299.2	2:40:18.146
3	1	1:44.760	32.609	26.947	45.204	291.9	54:41.282	9	2	10:50.249	9:36.225	28.548	45.476	291.1	2:51:08.395
4	1	1:43.317	31.185	26.980	45.152	291.9	56:24.599	10	2	1:42.649	31.073	26.503	45.073	300.8	2:52:51.044
5	1	1:45.923	31.629	27.145	47.149	292.7	58:10.522	11	2	1:43.248	31.177	26.589	45.482	292.7	2:54:34.292
6	1	1:42.894	31.228	26.853	44.813	292.7	59:53.416	12	2	1:43.399	31.145	26.555	45.699	302.5	2:56:17.691
7	1	1:43.583	31.326	26.906	45.351	289.5	1:01:36.999	13	2	1:53.181 B	31.299	26.709	55.173	300.8	2:58:10.872
8	1	1:44.898	31.906	27.008	45.984	293.5	1:03:21.897	14	2	11:52.475	...	27.482	46.877	295.9	3:10:03.347
9	1	1:56.245 B	31.567	27.431	57.247	297.5	1:05:18.142	15	2	1:45.190	32.135	26.997	46.058	295.9	3:11:48.537
10	1	42:44.836	...	27.746	48.471	293.5	1:48:02.978	16	2	1:44.020	31.361	26.703	45.956	296.7	3:13:32.557
11	1	1:44.298	32.228	27.097	44.973	288.0	1:49:47.276	17	2	1:43.436	31.361	26.871	45.204	291.1	3:15:15.993
12	1	1:43.748	31.476	26.952	45.320	292.7	1:51:31.024	18	2	1:51.907 B	31.082	26.737	54.088	293.5	3:17:07.900
13	1	1:44.316	31.702	26.937	45.677	292.7	1:53:15.340	19	2	11:26.187	...	27.553	52.228	296.7	3:28:34.087
14	1	1:43.245	31.513	26.865	44.867	296.7	1:54:58.585	20	2	1:42.190	31.070	26.619	44.501	291.1	3:30:16.277
15	1	1:46.557	31.648	26.939	47.970	293.5	1:56:45.142	21	2	1:42.666	31.445	26.525	44.696	292.7	3:31:58.943
16	1	1:54.581 B	31.333	26.722	56.526	299.2	1:58:39.723	22	2	1:44.494	31.128	28.502	44.864	292.7	3:33:43.437
17	1	7:07.321	5:53.033	27.506	46.782	292.7	2:05:47.044	23	2	1:52.109 B	31.215	26.662	54.232	295.1	3:35:35.546
18	1	1:45.461	31.608	26.964	46.889	288.8	2:07:32.505	24	2	8:27.205	7:13.413	27.424	46.368	291.1	3:44:02.751
19	1	1:43.722	31.404	26.818	45.500	292.7	2:09:16.227	25	2	1:44.703	31.495	26.719	46.489	293.5	3:45:47.454
20	1	1:54.806 B	32.577	27.096	55.133	290.3	2:11:11.033	26	2	1:43.375	31.343	26.890	45.142	296.7	3:47:30.829
21	1	13:07.802	...	27.787	45.915	291.1	2:24:18.835	27	2	1:43.033	31.307	26.789	44.937	294.3	3:49:13.862
22	1	1:42.503	31.242	26.833	44.428	291.9	2:26:01.338	28	2	1:53.628 B	31.293	26.964	55.371	299.2	3:51:07.490
23	1	1:43.784	31.419	26.882	45.483	291.9	2:27:45.122	29	2	6:05.498	4:47.536	27.422	50.540	296.7	3:57:12.988
24	1	1:42.966	31.309	26.799	44.858	291.9	2:29:28.088	30	2	1:42.073	30.993	26.596	44.484	294.3	3:58:55.061
25	1	1:44.659	31.351	26.715	46.593	292.7	2:31:12.747	31	2	1:43.722	30.898	26.556	46.268	295.9	4:00:38.783
26	1	1:43.680	31.312	26.934	45.434	288.8	2:32:56.427	7 Toyota Racing Toyota TS 040 - Hybrid 1. Alexander WURZ 3. Kazuki NAKAJIMA LMP1 - H 2. Stéphane SARRAZIN							
27	1	1:42.853	31.225	26.865	44.763	291.1	2:34:39.280	1	1	26:37.321	...	27.306	47.777	305.1	26:37.321
28	1	2:05.953 B	35.701	27.562	1:02.690	295.1	2:36:45.233	2	1	1:43.639	31.636	26.747	45.256	305.9	28:20.960
29	2	27:53.600	...	27.961	47.569	288.0	3:04:38.833	3	1	1:44.822	31.695	26.841	46.286	308.6	30:05.782
30	2	1:42.531	31.282	26.849	44.400	291.1	3:06:21.364	4	1	1:43.939	31.581	26.879	45.479	305.9	31:49.721
31	2	1:45.090	33.137	26.984	44.969	290.3	3:08:06.454	5	1	1:44.897	31.898	26.954	46.045	305.9	33:34.618
32	2	1:42.911	31.451	26.783	44.677	291.1	3:09:49.365	6	1	1:48.017	32.870	27.048	48.099	305.1	35:22.635
33	2	1:42.651	31.396	26.764	44.491	291.9	3:11:32.016	7	1	1:56.915 B	32.612	26.944	57.359	306.8	37:19.550
34	2	1:42.983	31.046	26.826	45.111	291.9	3:13:14.999	8	1	6:54.887	5:40.733	26.963	47.191	308.6	44:14.437
35	2	1:42.407	31.060	26.823	44.524	291.1	3:14:57.406	9	1	1:46.618	32.304	26.985	47.329	307.7	46:01.055
36	2	1:55.288 B	31.648	26.960	56.680	294.3	3:16:52.694	10	1	1:46.247	32.678	27.363	46.206	306.8	47:47.302
37	2	10:54.889	9:36.156	27.819	50.914	289.5	3:27:47.583	11	1	1:45.051	32.185	26.882	45.984	306.8	49:32.353
38	2	1:43.168	31.322	27.051	44.795	290.3	3:29:30.751	12	1	1:45.000	31.793	26.802	46.405	308.6	51:17.353
39	2	1:43.841	30.932	26.760	46.149	291.9	3:31:14.592	13	1	1:44.837	31.952	26.845	46.040	309.5	53:02.190
40	2	1:42.522	30.936	26.796	44.790	288.8	3:32:57.114	14	1	1:57.284 B	32.447	26.753	58.084	309.5	54:59.474
41	2	1:43.361	31.115	26.719	45.527	294.3	3:34:40.475	15	2	9:48.401	8:33.853	26.782	47.766	310.3	1:04:47.875
42	2	1:42.833	30.972	26.832	45.029	291.1	3:36:23.308	16	2	1:46.877	33.185	26.791	46.901	305.1	1:06:34.752
43	2	1:43.071	31.066	26.854	45.151	287.2	3:38:06.379	17	2	1:45.390	32.332	26.729	46.329	309.5	1:08:20.142
44	2	1:56.209 B	31.541	26.797	57.871	296.7	3:40:02.588	18	2	1:45.396	32.454	26.596	46.346	308.6	1:10:05.538
45	2	9:55.548	8:39.490	27.992	48.066	288.8	3:49:58.136	19	2	1:48.255	32.106	26.778	49.371	306.8	1:11:53.793
46	2	1:53.615 B	31.823	27.074	54.718	290.3	3:51:51.751	20	2	1:45.360	32.251	26.670	46.439	307.7	1:13:39.153
2 Audi Sport Team Joest Audi R18 e-tron quattro 1. Marcel FÄSSLER 3. Benoit TRÉLUYER LMP1 - H 2. André LOTTERER								21	2	1:56.198 B	32.030	26.649	57.519	310.3	1:15:35.351
1	2	2:27:49.908	...	33.456	55.332	238.9	2:27:49.908	22	2	8:08.548	6:53.353	26.391	48.804	315.8	1:23:43.899
2	2	1:48.811	33.194	27.353	48.264	293.5	2:29:38.719	23	2	1:45.292	32.170	26.777	46.345	309.5	1:25:29.191
3	2	1:45.780	32.058	26.992	46.730	291.9	2:31:24.499	24	2	1:45.165	32.171	26.690	46.304	313.0	1:27:14.356
4	2	1:44.956	31.625	26.925	46.406	295.9	2:33:09.455	25	2	1:44.458	31.966	26.519	45.973	314.0	1:28:58.814
5	2	1:45.486	31.656	26.935	46.895	295.1	2:34:54.941	26	2	1:44.934	32.265	26.518	46.151	316.7	1:30:43.748
								27	2	1:46.469	32.471	26.595	47.403	314.9	1:32:30.217
								28	2	1:55.531 B	32.154	26.694	56.683	314.0	1:34:25.748



FIA WEC

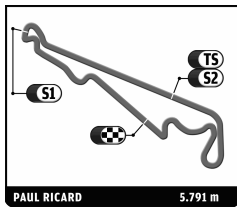
THE PROLOGUE - PAUL RICARD

Friday Afternoon Session

Sector Analysis

■ Personal Best
 ■ Session Best
 ■ Crossing the finish line in pit lane

Lap	D	Time	Sector 1	Sector 2	Sector 3	T. Spd	Elapsed	Lap	D	Time	Sector 1	Sector 2	Sector 3	T. Spd	Elapsed
29	2	9:23.697	8:09.475	26.328	47.894	320.5	1:43:49.445	8	2	1:46.223	31.751	27.053	47.419	299.2	54:58.964
30	2	1:44.708	32.073	26.591	46.044	317.6	1:45:34.153	9	2	1:53.615 B	31.520	26.957	55.138	302.5	56:52.579
31	2	1:44.959	32.203	26.551	46.205	322.4	1:47:19.112	10	2	8:09.429	6:55.922	27.169	46.338	298.3	1:05:02.008
32	2	1:44.858	32.293	26.347	46.218	324.3	1:49:03.970	11	2	1:45.922	31.824	27.182	46.916	300.0	1:06:47.930
33	2	1:46.068	32.451	26.450	47.167	321.4	1:50:50.038	12	2	1:46.773	33.027	27.225	46.521	299.2	1:08:34.703
34	2	1:45.426	32.217	26.340	46.869	323.4	1:52:35.464	13	2	1:45.702	31.940	27.136	46.626	298.3	1:10:20.405
35	2	1:56.407 B	32.224	26.565	57.618	324.3	1:54:31.871	14	2	1:47.096	33.135	27.245	46.716	298.3	1:12:07.501
36	2	14:20.357	...	26.342	48.250	325.3	2:08:52.228	15	2	1:55.624 B	32.135	27.436	56.053	297.5	1:14:03.125
37	2	1:45.332	32.643	26.490	46.199	322.4	2:10:37.560	16	2	12:13.910	...	27.238	46.062	297.5	1:26:17.035
38	2	1:44.990	32.214	26.398	46.378	326.3	2:12:22.550	17	2	1:48.239	34.021	27.967	46.251	299.2	1:28:05.274
39	2	1:44.541	31.936	26.253	46.352	327.3	2:14:07.091	18	2	1:45.161	31.996	27.130	46.035	297.5	1:29:50.435
40	2	1:44.295	31.837	26.170	46.288	327.3	2:15:51.386	19	2	1:44.870	31.748	27.127	45.995	299.2	1:31:35.305
41	2	1:46.200	32.142	26.397	47.661	327.3	2:17:37.586	20	2	1:45.300	32.073	27.106	46.121	300.8	1:33:20.605
42	2	1:57.239 B	32.574	26.758	57.907	328.3	2:19:34.825	21	2	1:44.970	31.895	27.130	45.945	300.0	1:35:05.575
43	2	18:19.620	...	26.727	46.502	320.5	2:37:54.445	22	2	1:46.045	31.741	27.136	47.168	302.5	1:36:51.620
44	2	1:42.356	31.382	26.178	44.796	322.4	2:39:36.801	23	2	1:45.476	32.417	26.981	46.078	300.8	1:38:37.096
45	2	1:43.104	31.334	26.238	45.532	322.4	2:41:19.905	24	2	1:46.537	31.871	26.957	47.709	300.8	1:40:23.633
46	2	1:43.076	31.354	26.320	45.402	322.4	2:43:02.981	25	2	1:45.906	32.459	27.442	46.005	299.2	1:42:09.539
47	2	1:43.412	31.584	26.166	45.662	323.4	2:44:46.393	26	2	1:44.485	31.818	27.028	45.639	300.0	1:43:54.024
48	2	1:46.741	31.837	26.262	48.642	323.4	2:46:33.134	27	2	1:44.385	31.761	27.096	45.528	299.2	1:45:38.409
49	2	1:54.342 B	31.985	26.217	56.140	321.4	2:48:27.476	28	2	1:44.477	31.739	27.063	45.675	300.8	1:47:22.886
50	2	13:50.821	...	26.434	49.250	317.6	3:02:18.297	29	2	1:54.098 B	32.055	27.023	55.020	299.2	1:49:16.984
51	2	1:46.741	32.204	26.587	47.950	320.5	3:04:05.038	30	2	12:05.123	...	27.129	45.884	300.0	2:01:22.107
52	2	1:45.393	32.400	26.501	46.492	321.4	3:05:50.431	31	2	1:44.736	31.639	27.110	45.987	299.2	2:03:06.843
53	2	1:45.910	32.080	26.552	47.278	321.4	3:07:36.341	32	2	1:43.959	31.479	27.127	45.353	297.5	2:04:50.802
54	2	1:56.722 B	33.123	26.410	57.189	322.4	3:09:33.063	33	2	1:44.150	31.657	27.119	45.374	297.5	2:06:34.952
55	2	10:57.952	9:44.066	26.216	47.670	322.4	3:20:31.015	34	2	1:47.109	32.084	28.043	46.982	298.3	2:08:22.061
56	2	1:45.574	32.209	26.575	46.790	316.7	3:22:16.589	35	2	1:46.639	33.883	27.413	45.343	298.3	2:10:08.700
57	2	1:46.316	32.551	26.536	47.229	319.5	3:24:02.905	36	2	1:44.929	32.013	27.168	45.748	299.2	2:11:53.629
58	2	1:44.896	32.091	26.373	46.432	320.5	3:25:47.801	37	2	1:54.545 B	31.759	27.826	54.960	297.5	2:13:48.174
59	2	1:45.435	32.196	26.346	46.893	323.4	3:27:33.236	38	2	11:50.317	...	27.394	46.160	295.9	2:25:38.491
60	2	1:44.719	32.168	26.306	46.245	323.4	3:29:17.955	39	2	1:46.015	32.086	27.404	46.525	296.7	2:27:24.506
61	2	1:56.878 B	33.041	26.433	57.404	324.3	3:31:14.833	40	2	1:46.950	32.300	27.382	47.268	295.9	2:29:11.456
62	1	6:01.048	4:46.595	26.483	47.970	321.4	3:37:15.881	41	2	1:46.449	31.768	27.413	47.268	295.1	2:30:57.905
63	1	1:46.161	32.545	26.769	46.847	314.9	3:39:02.042	42	2	1:44.455	31.656	27.271	45.528	296.7	2:32:42.360
64	1	1:46.802	32.657	26.704	47.441	317.6	3:40:48.844	43	2	1:54.685 B	32.183	27.274	55.228	297.5	2:34:37.045
65	1	1:45.637	32.566	26.770	46.301	317.6	3:42:34.481	44	1	13:22.434	...	28.374	47.748	296.7	2:47:59.479
66	1	1:45.265	32.303	26.577	46.385	317.6	3:44:19.746	45	1	1:47.521	32.544	27.384	47.593	295.1	2:49:47.000
67	1	1:48.392	32.347	26.723	49.322	317.6	3:46:08.138	46	1	1:46.100	32.221	27.721	46.158	295.1	2:51:33.100
68	1	1:45.457	32.136	26.688	46.633	317.6	3:47:53.595	47	1	1:45.073	31.939	27.337	45.797	297.5	2:53:18.173
69	1	1:44.931	31.949	26.619	46.363	318.6	3:49:38.526	48	1	1:44.965	31.783	27.187	45.995	295.9	2:55:03.138
70	1	1:45.245	32.291	26.606	46.348	320.5	3:51:23.771	49	1	1:45.008	31.823	27.203	45.982	299.2	2:56:48.146
71	1	1:45.443	32.349	26.558	46.536	319.5	3:53:09.214	50	1	1:45.802	32.027	27.072	46.703	300.8	2:58:33.948
72	1	1:45.292	32.107	26.663	46.522	319.5	3:54:54.506	51	1	1:46.169	32.728	27.563	45.878	296.7	3:00:20.117
73	1	1:46.594	32.590	26.715	47.289	320.5	3:56:41.100	52	1	1:54.150 B	31.669	27.240	55.241	297.5	3:02:14.267
74	1	1:47.497	32.206	26.673	48.618	319.5	3:58:28.597	53	1	11:25.095	...	27.586	54.885	295.1	3:13:39.362
75	1	1:44.798	31.979	26.464	46.355	321.4	4:00:13.395	54	1	1:46.038	32.260	27.534	46.244	293.5	3:15:25.400
<div style="border: 1px solid black; padding: 5px; display: inline-block;"> 8 Toyota Racing 1. Anthony DAVIDSON 3. Sébastien BUEMI Toyota TS 040 - Hybrid 2. Nicolas LAPIERRE LMP1 - H </div>								55	1	1:46.072	32.407	27.668	45.997	290.3	3:17:11.472
								56	1	1:47.024	32.817	27.659	46.548	293.5	3:18:58.496
1	2	42:40.232	...	27.576	46.897	295.1	42:40.232	57	1	1:46.167	32.274	27.801	46.092	292.7	3:20:44.663
2	2	1:46.303	32.406	27.505	46.392	296.7	44:26.535	58	1	1:46.236	32.279	27.503	46.454	295.1	3:22:30.899
3	2	1:45.239	31.802	27.305	46.132	298.3	46:11.774	59	1	1:45.650	32.291	27.489	45.870	294.3	3:24:16.549
4	2	1:44.973	32.049	27.161	45.763	301.7	47:56.747	60	1	1:55.200 B	31.762	27.394	56.044	294.3	3:26:11.749
5	2	1:45.909	31.935	27.036	46.938	297.5	49:42.656	61	1	10:09.414	8:55.080	27.777	46.557	290.3	3:36:21.163
6	2	1:45.194	31.738	27.130	46.326	299.2	51:27.850	62	1	1:47.065	32.305	27.845	46.915	281.2	3:38:08.228
7	2	1:44.891	31.462	27.047	46.382	299.2	53:12.741	63	1	1:50.632	32.726	31.579	46.327	288.8	3:39:58.860
								64	1	1:47.118	33.273	27.679	46.166	291.1	3:41:45.978
								65	1	1:46.158	32.475	27.585	46.098	293.5	3:43:32.136



FIA WEC

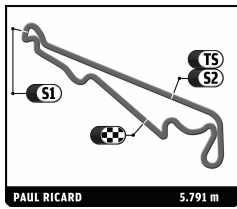
THE PROLOGUE - PAUL RICARD

Friday Afternoon Session

Sector Analysis

■ Personal Best
 ■ Session Best
 ■ Crossing the finish line in pit lane

Lap	D	Time	Sector 1	Sector 2	Sector 3	T. Spd	Elapsed	Lap	D	Time	Sector 1	Sector 2	Sector 3	T. Spd	Elapsed							
66	1	2:01.582 B	37.286	27.655	56.641	292.7	3:45:33.718	47	1	1:48.925	32.153	27.886	48.886	288.0	3:58:50.592							
67	1	5:38.957	4:26.129	27.207	45.621	295.1	3:51:12.675	48	1	1:50.333	32.322	28.064	49.947	288.0	4:00:40.925							
68	1	1:44.411	31.762	27.217	45.432	297.5	3:52:57.086	<div style="border: 1px solid black; padding: 5px;"> 13 Rebellion Racing 1. Dominik KRAIHAMER 3. Fabio LEIMER 2. Andrea BELICCHI Lola B12/60 - Toyota LMP1 - L </div>							1	1:02:33.818	...	30.545	56.123	276.9	1:02:33.818	
69	1	1:46.214	32.290	27.337	46.587	294.3	3:54:43.300								2	1	1:54.356	34.882	28.630	50.844	282.0	1:04:28.174
70	1	1:44.102	31.713	27.329	45.060	294.3	3:56:27.402								3	1	1:50.864	34.025	28.667	48.172	281.2	1:06:19.038
71	1	1:44.110	31.660	27.275	45.175	295.9	3:58:11.512								4	1	1:49.879	33.827	28.404	47.648	282.0	1:08:08.917
72	1	1:46.313	32.101	27.339	46.873	295.1	3:59:57.825								5	1	1:50.041	33.167	28.370	48.504	284.2	1:09:58.958
73	1	1:54.762 B	31.638	27.329	55.795	295.1	4:01:52.587								6	1	1:48.897	33.271	28.196	47.430	284.2	1:11:47.855
<div style="border: 1px solid black; padding: 5px;"> 12 Rebellion Racing 1. Nicolas PROST 3. Mathias BECHE 2. Nick HEIDFELD Lola B12/60 - Toyota LMP1 - L </div>															7	1	1:48.925	32.558	28.253	46.861	282.7	1:13:35.527
															8	1	2:12.499 B	34.206	38.612	59.681	279.8	1:15:48.026
															9	1	22:43.831	...	29.066	48.987	279.8	1:38:31.857
															10	1	1:49.982	33.119	28.231	48.632	285.0	1:40:21.839
								11	1	1:49.638	33.407	28.476	47.755	282.7	1:42:11.477							
								12	1	1:48.899	32.964	28.421	47.514	282.7	1:44:00.376							
								13	1	1:47.717	32.445	28.442	46.830	282.7	1:45:48.093							
								14	1	1:47.391	32.532	28.208	46.651	283.5	1:47:35.484							
								15	1	1:47.870	32.628	28.218	47.024	283.5	1:49:23.354							
								16	1	1:47.944	32.738	28.327	46.879	283.5	1:51:11.298							
17	1	1:47.351	32.337	28.276	46.738	285.0	1:52:58.649															
18	1	1:47.530	32.540	28.275	46.715	283.5	1:54:46.179															
19	1	1:47.599	32.187	28.236	47.176	284.2	1:56:33.778															
20	1	1:58.758 B	32.865	28.706	57.187	283.5	1:58:32.536															
21	3	19:20.813	...	38.610	1:07.137	244.3	2:17:53.349															
22	3	2:05.352	39.493	31.135	54.724	280.5	2:19:58.701															
23	3	1:55.199	35.487	29.003	50.709	282.0	2:21:53.900															
24	3	1:52.436	34.659	28.733	49.044	282.0	2:23:46.336															
25	3	1:50.527	33.580	28.543	48.404	281.2	2:25:36.863															
26	3	2:05.895	38.018	31.978	55.899	264.1	2:27:42.758															
27	3	2:05.837 B	34.561	29.017	1:02.259	282.7	2:29:48.595															
28	3	16:55.151	...	30.334	49.624	279.8	2:46:43.746															
29	3	1:50.664	33.281	28.490	48.893	282.0	2:48:34.410															
30	3	2:44.306 B	1:19.900	154.7	2:51:18.716															
31	3	16:53.630	...	30.282	49.676	275.5	3:08:12.346															
32	3	1:53.039	33.180	28.510	51.349	284.2	3:10:05.385															
33	3	1:49.739	33.284	28.171	48.284	285.0	3:11:55.124															
34	3	1:49.872	32.996	29.349	47.527	281.2	3:13:44.996															
35	3	1:48.597	32.892	28.400	47.305	282.7	3:15:33.593															
36	3	1:47.975	32.565	28.159	47.251	285.7	3:17:21.568															
37	3	1:47.834	32.412	27.900	47.522	291.9	3:19:09.402															
38	3	1:48.747	32.452	27.818	48.477	288.0	3:20:58.149															
39	3	1:47.054	32.326	27.966	46.762	287.2	3:22:45.203															
40	3	2:01.721 B	33.312	27.906	1:00.503	290.3	3:24:46.924															
41	3	17:26.407 B	...	30.922	1:03.408	274.1	3:42:13.331															
42	3	4:00.798	2:42.596	29.007	49.195	282.0	3:46:14.129															
43	3	1:51.067	34.457	28.377	48.233	282.0	3:48:05.196															
44	3	1:49.099	33.060	28.367	47.672	283.5	3:49:54.295															
45	3	1:53.234	32.754	28.305	52.175	282.7	3:51:47.529															
46	3	1:49.290	33.267	28.400	47.623	283.5	3:53:36.819															
47	3	1:50.551	33.028	28.207	49.316	285.0	3:55:27.370															
48	3	1:48.155	32.913	28.088	47.154	287.2	3:57:15.525															
49	3	1:46.915	32.366	28.007	46.542	287.2	3:59:02.440															
50	3	1:49.846	32.695	28.200	48.951	285.0	4:00:52.286															



FIA WEC

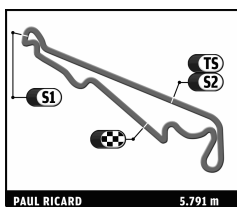
THE PROLOGUE - PAUL RICARD

Friday Afternoon Session

Sector Analysis

■ Personal Best
 ■ Session Best
 ■ Crossing the finish line in pit lane

Lap	D	Time	Sector 1	Sector 2	Sector 3	T. Spd	Elapsed	Lap	D	Time	Sector 1	Sector 2	Sector 3	T. Spd	Elapsed
14 Porsche Team 1. Romain DUMAS 2. Neel JANI 3. Marc LIEB Porsche 919 Hybrid LMP1 - H								55	3	1:45.178	31.752	25.991	47.435	311.2	3:30:50.887
1	1	14:48.847	B	8:31.380	30.262	5:47.205	264.1	14:48.847							
2	1	2:35.060		51.405	35.028	1:08.627	227.4	17:23.907							
3	1	1:43.217		31.610	25.761	45.846	311.2	19:07.124							
4	1	1:43.112		31.236	25.838	46.038	314.0	20:50.236							
5	1	1:43.385		31.301	25.926	46.158	310.3	22:33.621							
6	1	1:43.492		31.318	25.902	46.272	312.1	24:17.113							
7	1	14:46.896	B	32.190	26.070	...	312.1	39:04.009							
8	1	2:06.790		52.882	26.294	47.614	318.6	41:10.799							
9	1	1:45.044		32.030	25.938	47.076	317.6	42:55.843							
10	1	1:46.885		32.381	27.502	47.002	314.0	44:42.728							
11	1	1:44.356		31.725	25.769	46.862	321.4	46:27.084							
12	1	1:44.273		31.733	25.733	46.807	323.4	48:11.357							
13	1	13:59.940	B	34.370	25.544	...	339.6	1:02:11.297							
14	1	2:05.567		50.056	27.736	47.775	309.5	1:04:16.864							
15	1	1:44.330		31.609	25.971	46.750	314.0	1:06:01.194							
16	1	1:45.180		32.296	25.909	46.975	313.0	1:07:46.374							
17	1	1:44.250		31.558	25.928	46.764	314.9	1:09:30.624							
18	1	1:44.251		31.776	25.772	46.703	314.9	1:11:14.875							
19	1	10:34.476	B	31.946	25.723	9:36.807	317.6	1:21:49.351							
20	1	2:13.190		50.103	26.732	56.355	307.7	1:24:02.541							
21	1	1:42.665		31.080	25.758	45.827	309.5	1:25:45.206							
22	1	1:42.126		30.881	25.667	45.578	309.5	1:27:27.332							
23	1	2:45.497	B	31.959	25.626	1:47.912	308.6	1:30:12.829							
24	2	2:07.055		50.639	26.007	50.409	310.3	1:32:19.884							
25	2	1:43.188		31.404	25.776	46.008	310.3	1:34:03.072							
26	2	1:42.458		31.058	25.681	45.719	312.1	1:35:45.530							
27	2	9:26.655	B	31.585	25.892	8:29.178	315.8	1:45:12.185							
28	3	2:05.415		50.829	26.176	48.410	307.7	1:47:17.600							
29	3	1:45.028		31.831	26.187	47.010	306.8	1:49:02.628							
30	3	1:46.104		32.001	25.912	48.191	312.1	1:50:48.732							
31	3	1:44.276		31.659	25.960	46.657	308.6	1:52:33.008							
32	3	1:44.931		31.766	25.919	47.246	309.5	1:54:17.939							
33	3	1:45.642		31.587	25.908	48.147	314.0	1:56:03.581							
34	3	1:46.482		32.960	26.180	47.342	312.1	1:57:50.063							
35	3	12:22.656	B	31.637	25.960	...	307.7	2:10:12.719							
36	3	2:12.660		58.910	26.102	47.648	310.3	2:12:25.379							
37	3	1:45.437		32.229	26.061	47.147	305.9	2:14:10.816							
38	3	1:45.265		32.085	26.256	46.924	305.9	2:15:56.081							
39	3	1:46.507		31.808	26.166	48.533	310.3	2:17:42.588							
40	3	27:22.527	B	31.943	26.361	...	310.3	2:45:05.115							
41	3	2:04.443		50.790	26.147	47.506	304.2	2:47:09.558							
42	3	1:45.223		31.949	26.164	47.110	308.6	2:48:54.781							
43	3	1:45.106		32.017	26.157	46.932	306.8	2:50:39.887							
44	3	1:44.744		31.993	25.968	46.783	311.2	2:52:24.631							
45	3	11:31.861	B	32.997	26.187	...	311.2	3:03:56.492							
46	3	2:02.381		48.589	25.889	47.903	309.5	3:05:58.873							
47	3	1:43.386		31.367	25.867	46.152	310.3	3:07:42.259							
48	3	1:43.736		31.378	25.972	46.386	310.3	3:09:25.995							
49	3	1:43.858		31.622	25.921	46.315	310.3	3:11:09.853							
50	3	1:44.628		31.696	25.952	46.980	306.8	3:12:54.481							
51	3	1:43.984		31.631	25.940	46.413	309.5	3:14:38.465							
52	3	10:38.932	B	31.384	25.893	9:41.655	307.7	3:25:17.397							
53	3	2:03.880		50.452	26.359	47.069	301.7	3:27:21.277							
54	3	1:44.432		31.810	26.000	46.622	309.5	3:29:05.709							
20 Porsche Team 1. Timo BERNHARD 2. Mark WEBBER 3. Brendon HARTLEY Porsche 919 Hybrid LMP1 - H								55	3	1:45.178	31.752	25.991	47.435	311.2	3:30:50.887
1	2	12:45.334	B	1:05.771	27.747	...	309.5	12:45.334							
2	2	2:12.851		54.425	27.388	51.038	314.0	14:58.185							
3	2	1:42.529		31.472	25.413	45.644	316.7	16:40.714							
4	2	1:41.929		31.090	25.338	45.501	314.0	18:22.643							
5	2	2:49.027	B	32.782	26.299	1:49.946	311.2	21:11.670							
6	1	2:01.475		48.918	25.726	46.831	311.2	23:13.145							
7	1	1:42.723		31.440	25.426	45.857	312.1	24:55.868							
8	1	1:42.530		31.292	25.469	45.769	318.6	26:38.398							
9	1	8:04.169	B	31.934	25.659	7:06.576	315.8	34:42.567							
10	3	2:06.180		51.772	25.964	48.444	313.0	36:48.747							
11	3	1:43.438		31.702	25.407	46.329	314.0	38:32.185							
12	3	1:43.246		31.170	26.191	45.885	310.3	40:15.431							
13	3	2:47.845	B	31.471	25.376	1:50.998	317.6	43:03.276							
14	1	2:04.996		48.381	25.504	51.111	317.6	45:08.272							
15	1	1:43.505		31.397	25.586	46.522	314.0	46:51.777							
16	1	1:42.316		31.189	25.466	45.661	313.0	48:34.093							
17	1	7:35.774	B	31.770	25.559	6:38.445	315.8	56:09.867							
18	1	2:01.102		48.787	25.734	46.581	310.3	58:10.969							
19	1	1:48.456		36.648	25.694	46.114	314.9	59:59.425							
20	1	1:43.665		31.478	25.677	46.510	313.0	1:01:43.090							
21	1	1:43.697		31.868	25.575	46.254	314.9	1:03:26.787							
22	1	1:44.175		31.557	25.549	47.069	315.8	1:05:10.962							
23	1	1:43.138		31.505	25.564	46.069	314.0	1:06:54.100							
24	1	9:29.545	B	31.867	25.492	8:32.186	313.0	1:16:23.645							
25	1	2:03.710		50.679	26.147	46.884	308.6	1:18:27.355							
26	1	1:44.585		31.763	25.634	47.188	311.2	1:20:11.940							
27	1	1:43.982		31.616	25.632	46.734	317.6	1:21:55.922							
28	1	1:44.068		31.634	25.765	46.669	313.0	1:23:39.990							
29	1	1:43.773		31.592	25.628	46.553	314.0	1:25:23.763							
30	1	1:43.828		31.600	25.578	46.650	313.0	1:27:07.591							
31	1	11:46.767	B	32.121	25.571	...	314.9	1:38:54.358							
32	1	2:02.151		49.498	25.642	47.011	312.1	1:40:56.509							
33	1	1:43.554		31.492	25.546	46.516	313.0	1:42:40.063							
34	1	1:43.886		31.638	25.559	46.689	315.8	1:44:23.949							
35	1	1:43.625		31.480	25.647	46.498	318.6	1:46:07.574							
36	1	1:43.562		31.602	25.573	46.387	317.6	1:47:51.136							
37	1	1:43.669		31.568	25.583	46.518	316.7	1:49:34.805							
38	1	1:43.879		31.735	25.578	46.566	318.6	1:51:18.684							
39	1	2:37.844	B	32.367	25.673	1:39.804	315.8	1:53:56.528							
40	1	2:02.235		48.318	25.350	48.567	311.2	1:55:58.763							
41	1	1:42.147		31.259	25.346	45.542	314.9	1:57:40.910							
42	1	1:41.788		30.882	25.399	45.507	318.6	1:59:22.698							



FIA WEC

THE PROLOGUE - PAUL RICARD

Friday Afternoon Session

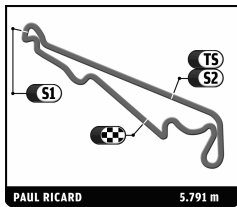
Sector Analysis

							Personal Best		Session Best		B Crossing the finish line in pit lane				
Lap	D	Time	Sector 1	Sector 2	Sector 3	T. Spd	Elapsed	Lap	D	Time	Sector 1	Sector 2	Sector 3	T. Spd	Elapsed
43	1	1:43.143	31.224	25.895	46.024	315.8	2:01:05.841	4	1	1:55.172	34.901	29.618	50.653	272.0	1:56:01.496
44	1	1:42.523	31.217	25.471	45.835	315.8	2:02:48.364	5	1	1:53.867	34.334	29.465	50.068	273.4	1:57:55.363
45	1	1:42.922	31.043	25.463	46.416	317.6	2:04:31.286	6	1	1:55.346	36.059	29.654	49.633	271.4	1:59:50.709
46	1	1:43.171	31.356	25.379	46.436	316.7	2:06:14.457	7	1	1:53.851	34.338	29.340	50.173	272.0	2:01:44.560
47	1	2:35.747 B	31.316	25.466	1:38.965	319.5	2:08:50.204	8	1	3:17.766 B	33.863	29.340	2:14.563	271.4	2:05:02.326
48	3	2:20.584	1:06.339	26.257	47.988	315.8	2:11:10.788	9	1	6:35.714	5:16.517	29.269	49.928	271.4	2:11:38.040
49	3	1:45.184	32.361	25.700	47.123	313.0	2:12:55.972	10	1	1:50.901	33.324	29.031	48.546	271.4	2:13:28.941
50	3	1:43.645	31.773	25.468	46.404	312.1	2:14:39.617	11	1	1:52.641	33.336	28.901	50.404	272.7	2:15:21.582
51	3	1:45.521	31.539	25.454	48.528	318.6	2:16:25.138	12	1	1:50.805	33.156	29.019	48.630	272.0	2:16:12.387
52	3	1:43.654	31.769	25.480	46.405	316.7	2:18:08.792	13	1	1:50.483	33.157	29.079	48.247	272.0	2:19:02.870
53	3	1:43.901	31.588	25.420	46.893	317.6	2:19:52.693	14	1	2:00.446 B	33.868	29.047	57.531	272.7	2:21:03.316
54	3	15:19.569 B	31.845	25.566	...	313.0	2:35:12.262	15	1	6:31.161	5:13.194	29.318	48.649	271.4	2:27:34.477
55	3	2:03.289	50.287	25.779	47.223	314.0	2:37:15.551	16	1	1:50.109	33.267	29.008	47.834	271.4	2:29:24.586
56	3	1:44.011	31.886	25.636	46.489	312.1	2:38:59.562	17	1	1:49.944	33.001	29.015	47.928	273.4	2:31:14.530
57	3	1:43.368	31.620	25.526	46.222	312.1	2:40:42.930	18	1	1:50.519	33.810	29.078	47.631	271.4	2:33:05.049
58	3	1:43.961	31.548	25.582	46.831	310.3	2:42:26.891	19	1	1:49.832	32.999	28.941	47.892	270.7	2:34:54.881
59	3	1:44.711	31.713	25.524	47.474	311.2	2:44:11.602	20	1	1:50.115	33.406	29.013	47.696	272.0	2:36:44.996
60	3	1:44.777	32.508	25.577	46.692	317.6	2:45:56.379	21	1	2:00.253 B	34.125	29.064	57.064	272.0	2:38:45.249
61	3	9:56.092 B	31.767	26.222	8:58.103	302.5	2:55:52.471	22	1	6:06.393 B	4:40.403	29.106	56.884	270.7	2:44:51.642
62	3	2:03.710	49.959	25.634	48.117	314.0	2:57:56.181	23	1	4:44.164	3:26.653	29.291	48.220	269.3	2:49:35.806
63	3	1:44.352	31.994	25.600	46.758	313.0	2:59:40.533	24	1	1:50.033	33.227	29.070	47.736	271.4	2:51:25.839
64	3	1:43.753	31.736	25.577	46.440	310.3	3:01:24.286	25	1	1:49.738	33.009	28.959	47.770	271.4	2:53:15.577
65	3	1:43.454	31.578	25.495	46.381	314.0	3:03:07.740	26	1	1:49.618	32.967	28.928	47.723	272.7	2:55:05.195
66	3	1:44.938	32.059	26.361	46.518	313.0	3:04:52.678	27	1	1:49.467	33.003	28.913	47.551	272.7	2:56:54.662
67	3	9:41.897 B	31.557	25.420	8:44.920	313.0	3:14:34.575	28	1	1:59.144 B	33.041	28.972	57.131	272.0	2:58:53.806
68	3	2:03.286	50.408	25.743	47.135	309.5	3:16:37.861	29	1	6:07.147	4:49.188	28.893	49.066	272.7	3:05:00.953
69	3	1:43.163	31.612	25.428	46.123	310.3	3:18:21.024	30	1	1:48.978	32.656	28.806	47.516	272.0	3:06:49.931
70	3	1:42.973	31.418	25.480	46.075	317.6	3:20:03.997	31	1	1:48.970	32.733	28.902	47.335	272.0	3:08:38.901
71	3	1:43.541	31.585	25.427	46.529	314.0	3:21:47.538	32	1	1:50.256	32.896	28.829	48.531	273.4	3:10:29.157
72	3	1:42.841	31.511	25.506	45.824	315.8	3:23:30.379	33	1	1:49.542	33.046	28.889	47.607	271.4	3:12:18.699
73	3	1:44.810	32.980	25.512	46.318	313.0	3:25:15.189	34	1	2:00.823 B	34.880	29.229	56.714	272.7	3:14:19.522
74	3	11:58.414 B	31.694	25.431	...	314.9	3:37:13.603	35	1	6:40.076	5:20.065	29.511	50.500	270.0	3:20:59.598
75	3	2:06.222	51.611	25.669	48.942	312.1	3:39:19.825	36	1	1:49.554	32.953	28.985	47.616	270.7	3:22:49.152
76	3	1:44.278	31.715	25.650	46.913	313.0	3:41:04.103	37	1	1:50.180	33.061	28.798	48.321	274.1	3:24:39.332
77	3	12:16.722 B	32.016	26.284	...	306.8	3:53:20.825	38	1	1:49.505	32.888	28.915	47.702	271.4	3:26:28.837
78	3	2:03.908	50.564	25.972	47.372	310.3	3:55:24.733	39	1	1:58.614 B	32.920	28.877	56.817	272.0	3:28:27.451
79	3	1:44.477	31.814	25.772	46.891	309.5	3:57:09.210	40	1	9:10.656	7:52.491	29.382	48.783	269.3	3:37:38.107
80	3	1:43.539	31.596	25.600	46.343	312.1	3:58:52.749	41	1	1:51.543	34.042	29.237	48.264	270.0	3:39:29.650
81	3	1:45.460	32.255	25.571	47.634	315.8	4:00:38.209	42	1	1:50.654	33.235	29.203	48.216	271.4	3:41:20.304
43	1	1:50.529	33.217	29.148	48.164	271.4	3:43:10.833	43	1	1:50.529	33.217	29.148	48.164	271.4	3:43:10.833
44	1	1:53.299	34.572	28.941	49.786	274.1	3:45:04.132	44	1	1:53.299	34.572	28.941	49.786	274.1	3:45:04.132
45	1	1:50.917	33.454	28.974	48.489	278.4	3:46:55.049	45	1	1:50.917	33.454	28.974	48.489	278.4	3:46:55.049
46	1	1:50.519	33.343	29.082	48.094	271.4	3:48:45.568	46	1	1:50.519	33.343	29.082	48.094	271.4	3:48:45.568
47	1	1:51.567	34.131	29.201	48.235	271.4	3:50:37.135	47	1	1:51.567	34.131	29.201	48.235	271.4	3:50:37.135
48	1	1:50.161	33.225	29.029	47.907	271.4	3:52:27.296	48	1	1:50.161	33.225	29.029	47.907	271.4	3:52:27.296
49	1	1:50.188	33.268	29.064	47.856	271.4	3:54:17.484	49	1	1:50.188	33.268	29.064	47.856	271.4	3:54:17.484
50	1	1:50.375	33.220	29.042	48.113	272.0	3:56:07.859	50	1	1:50.375	33.220	29.042	48.113	272.0	3:56:07.859
51	1	1:50.649	33.399	29.197	48.053	270.7	3:57:58.508	51	1	1:50.649	33.399	29.197	48.053	270.7	3:57:58.508
52	1	1:59.181 B	33.289	29.141	56.751	271.4	3:59:57.689	52	1	1:59.181 B	33.289	29.141	56.751	271.4	3:59:57.689
1	2	38:31.621 B	...	29.358	1:01.510	273.4	38:31.621	1	2	38:31.621 B	...	29.358	1:01.510	273.4	38:31.621
2	2	3:47.272	2:25.996	29.104	52.172	275.5	42:18.893	2	2	3:47.272	2:25.996	29.104	52.172	275.5	42:18.893
3	2	1:51.226	33.860	29.000	48.366	275.5	44:10.119	3	2	1:51.226	33.860	29.000	48.366	275.5	44:10.119
4	2	1:49.824	33.211	28.871	47.742	276.2	45:59.943	4	2	1:49.824	33.211	28.871	47.742	276.2	45:59.943
5	2	2:00.865 B	34.301	29.288	57.276	276.2	48:00.808	5	2	2:00.865 B	34.301	29.288	57.276	276.2	48:00.808

22	Millennium Racing		Oreca 03 - Nissan												
	1.Fabien GIROIX		LMP2												
	2.John MARTIN														
	1	2	37:51.977	...	30.114	49.759	267.3	37:51.977							
	2	2	1:50.526	33.430	29.045	48.051	271.4	39:42.503							
	3	2	1:50.808	33.138	28.957	48.713	274.1	41:33.311							
	4	2	1:50.079	33.121	29.021	47.937	272.0	43:23.390							
	5	2	2:56.888 B	33.218	29.067	1:54.603	272.7	46:20.278							
	6	2	5:37.750	4:19.872	29.023	48.855	273.4	51:58.028							
	7	2	1:49.439	32.968	29.024	47.447	272.0	53:47.467							
8	2	1:49.432	33.050	28.891	47.491	272.7	55:36.899								
9	2	1:57.984 B	33.102	28.890	55.992	272.7	57:34.883								

23	Millennium Racing		Oreca 03 - Nissan												
	1.Shinji NAKANO		LMP2												
	1	1	1:47:00.941 B	...	31.688	1:03.724	268.7	1:47:00.941							
	2	1	5:10.923	3:49.728	29.705	51.490	270.7	1:52:11.864							
3	1	1:54.460	34.272	29.704	50.484	270.7	1:54:06.324								

26	G-Drive Racing		Morgan - Nissan										
	1.Roman RUSINOV		LMP2										
	2.Olivier PLA		3.Julien CANAL										
	1	2	38:31.621 B	...	29.358	1:01.510	273.4	38:31.621					
	2	2	3:47.272	2:25.996	29.104	52.172	275.5	42:18.893					
3	2	1:51.226	33.860	29.000	48.366	275.5	44:10.119						
4	2	1:49.824	33.211	28.871	47.742	276.2	45:59.943						
5	2	2:00.865 B	34.301	29.288	57.276	276.2	48:00.808						



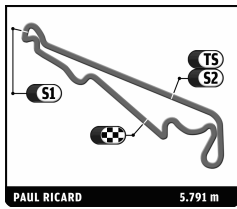
FIA WEC

THE PROLOGUE - PAUL RICARD

Friday Afternoon Session

Sector Analysis

								■ Personal Best ■ Session Best ■ Crossing the finish line in pit lane							
Lap	D	Time	Sector 1	Sector 2	Sector 3	T. Spd	Elapsed	Lap	D	Time	Sector 1	Sector 2	Sector 3	T. Spd	Elapsed
6	2	11:37.834	...	28.980	49.721	276.2	59:38.642	17	1	1:54.288	34.795	29.293	50.200	272.0	2:46:09.886
7	2	1:50.259	33.257	28.899	48.103	276.2	1:01:28.901	18	1	1:53.610	34.259	29.406	49.945	273.4	2:48:03.496
8	2	1:51.108	33.763	29.549	47.796	276.2	1:03:20.009	19	1	11:45.071 B	34.853	29.396	...	271.4	2:59:48.567
9	2	2:03.315 B	33.016	28.835	1:01.464	278.4	1:05:23.324	20	3	2:23.063	56.971	30.897	55.195	268.0	3:02:11.630
10	3	6:31.816	5:09.296	29.632	52.888	278.4	1:11:55.140	21	3	1:53.492	34.341	29.481	49.670	271.4	3:04:05.122
11	3	1:55.410	35.350	29.452	50.608	274.8	1:13:50.550	22	3	1:53.977	34.270	29.938	49.769	271.4	3:05:59.099
12	3	1:53.984	34.681	29.324	49.979	275.5	1:15:44.534	23	3	1:53.542	34.696	29.390	49.456	271.4	3:07:52.641
13	3	1:53.236	34.595	29.340	49.301	274.8	1:17:37.770	24	3	1:52.725	34.343	29.396	48.986	270.0	3:09:45.366
14	3	1:52.546	34.237	29.103	49.206	276.9	1:19:30.316	25	3	1:51.751	33.722	29.291	48.738	272.0	3:11:37.117
15	3	1:52.086	34.017	29.036	49.033	278.4	1:21:22.402	26	3	1:51.800	33.450	29.286	49.064	270.7	3:13:28.917
16	3	2:51.514 B	34.010	29.111	1:48.393	278.4	1:24:13.916	27	3	18:16.115 B	33.947	29.417	...	272.0	3:31:45.032
17	2	12:02.582	...	28.895	50.054	275.5	1:36:16.498	28	2	2:12.668	52.082	29.645	50.941	270.0	3:33:57.700
18	2	1:49.909	33.265	28.822	47.822	279.1	1:38:06.407	29	2	1:54.937	35.927	29.515	49.495	269.3	3:35:52.637
19	2	1:53.037	32.474	30.027	50.536	275.5	1:39:59.444	30	2	1:52.488	33.789	29.339	49.360	270.0	3:37:45.125
20	2	1:49.253	32.956	28.804	47.493	276.2	1:41:48.697	31	2	1:51.948	33.895	29.209	48.844	272.7	3:39:37.073
21	2	2:02.781 B	33.054	31.666	58.061	274.8	1:43:51.478	<div style="border: 1px solid black; padding: 5px;"> 37 SMP Racing 1.Kirill LADYGIN 2.Viktor SHAITAR 3.Anton LADYGIN Oreca 03 - Nissan LMP2 </div>							
22	1	12:13.911	...	29.662	52.362	274.1	1:56:05.389								
23	1	1:57.182	35.909	30.697	50.576	274.1	1:58:02.571	1	2	2:32:59.743	...	30.307	50.476	269.3	2:32:59.743
24	1	2:03.639 B	34.425	30.443	58.771	274.1	2:00:06.210	2	2	1:52.376	34.127	29.265	48.984	272.0	2:34:52.119
25	1	6:14.364	4:54.158	29.495	50.711	274.1	2:06:20.574	3	2	1:51.350	33.585	29.215	48.550	273.4	2:36:43.469
26	1	1:54.443	34.091	29.673	50.679	276.2	2:08:15.017	4	2	1:51.405	33.768	29.197	48.440	272.7	2:38:34.874
27	1	1:52.954	34.366	29.134	49.454	276.2	2:10:07.971	5	2	1:52.366	33.431	29.142	49.793	276.9	2:40:27.240
28	1	1:52.203	33.964	29.193	49.046	276.9	2:12:00.174	6	2	11:39.412 B	33.467	29.579	...	273.4	2:52:06.652
29	1	1:50.727	33.270	28.993	48.464	276.9	2:13:50.901	7	2	2:13.717	53.815	29.375	50.527	273.4	2:54:20.369
30	1	1:51.407	33.543	29.194	48.670	275.5	2:15:42.308	8	2	1:51.019	33.722	29.148	48.149	271.4	2:56:11.388
31	1	1:59.154 B	33.467	29.054	56.633	275.5	2:17:41.462	9	2	1:50.875	33.403	29.100	48.372	274.1	2:58:02.263
32	3	1:16:24.583	...	30.669	51.570	276.9	3:34:06.045	10	2	1:51.141	33.492	29.164	48.485	272.7	2:59:53.404
33	3	1:54.418	34.697	29.168	50.553	275.5	3:36:00.463	11	2	1:50.710	33.527	29.037	48.146	272.7	3:01:44.114
34	3	1:52.501	34.104	29.122	49.275	276.2	3:37:52.964	12	2	1:51.141	33.219	29.073	48.849	273.4	3:03:35.255
35	3	1:52.502	34.083	29.205	49.214	275.5	3:39:45.466	13	2	6:26.010 B	33.343	29.141	5:23.526	272.7	3:10:01.265
36	3	1:52.338	34.069	29.045	49.224	278.4	3:41:37.804	14	1	2:11.036	52.303	29.496	49.237	272.7	3:12:12.301
37	3	1:52.022	33.901	29.202	48.919	272.0	3:43:29.826	15	1	1:51.702	33.637	29.111	48.954	272.7	3:14:04.003
38	3	2:02.265 B	33.956	29.077	59.232	276.2	3:45:32.091	16	1	2:02.012	35.351	30.251	56.410	272.7	3:16:06.015
39	2	5:54.746	4:33.050	28.994	52.702	276.2	3:51:26.837	17	1	1:52.439	34.160	29.239	49.040	273.4	3:17:58.454
40	2	1:49.659	32.905	28.746	48.008	278.4	3:53:16.496	18	1	8:16.110 B	35.422	30.000	7:10.688	273.4	3:26:14.564
41	2	1:49.358	33.019	29.036	47.303	276.9	3:55:05.854	19	1	2:08.815	50.412	29.423	48.980	270.7	3:28:23.379
42	2	1:49.084	32.822	28.733	47.529	278.4	3:56:54.938	20	1	1:51.700	33.809	29.328	48.563	270.7	3:30:15.079
43	2	1:59.969 B	33.080	28.810	58.079	278.4	3:58:54.907	21	1	1:51.319	33.768	29.236	48.315	271.4	3:32:06.398
<div style="border: 1px solid black; padding: 5px;"> 27 SMP Racing 1.Sergey ZLOBIN 2.Nicolas MINASSIAN 3.Maurizio MEDIANI Oreca 03 - Nissan LMP2 </div>								22	1	5:30.668 B	34.435	29.057	4:27.176	272.0	3:37:37.066
								23	1	2:12.917	52.714	29.932	50.271	269.3	3:39:49.983
1	2	2:05:37.407	...	29.987	49.646	267.3	2:05:37.407	24	1	1:50.627	33.332	29.214	48.081	271.4	3:41:40.610
2	2	1:51.654	33.935	29.326	48.393	270.0	2:07:29.061	25	1	1:50.559	33.309	29.386	47.864	271.4	3:43:31.169
3	2	1:51.412	33.428	29.077	48.907	273.4	2:09:20.473	26	1	2:05.771	46.970	29.546	49.255	270.7	3:45:36.940
4	2	7:58.965 B	33.903	29.266	6:55.796	276.2	2:17:19.438	27	1	1:50.528	33.254	29.292	47.982	271.4	3:47:27.468
5	2	2:15.289	53.806	30.228	51.255	271.4	2:19:34.727	28	1	1:50.321	33.039	29.085	48.197	273.4	3:49:17.789
6	2	1:50.761	33.518	29.287	47.956	270.7	2:21:25.488	<div style="border: 1px solid black; padding: 5px;"> 47 KCMG 1.Matthew HOWSON 2.Richard BRADLEY 3.Tsugio MATSUDA Oreca 03 - Nissan LMP2 </div>							
7	2	1:55.773	34.342	29.582	51.849	271.4	2:23:21.261								
8	2	1:49.796	32.944	29.099	47.753	272.0	2:25:11.057	1	3	36:12.408	...	30.142	49.900	265.4	36:12.408
9	2	1:57.624	34.592	30.037	52.995	272.0	2:27:08.681	2	3	1:52.606	34.011	29.481	49.114	267.3	38:05.014
10	2	1:50.351	33.198	29.273	47.880	272.0	2:28:59.032	3	3	1:52.400	33.783	29.356	49.261	268.7	39:57.414
11	2	5:23.474 B	34.203	29.091	4:20.180	272.0	2:34:22.506	4	3	1:51.740	33.637	29.284	48.819	269.3	41:49.154
12	1	2:14.371	53.152	30.138	51.081	270.7	2:36:36.877	5	3	3:28.689 B	33.763	29.348	2:25.578	269.3	45:17.843
13	1	1:56.097	35.576	29.422	51.099	271.4	2:38:32.974	6	3	3:36.099	2:15.598	30.184	50.317	266.7	48:53.942
14	1	1:55.067	34.793	29.556	50.718	272.0	2:40:28.041	7	3	1:51.666	33.267	29.307	49.092	267.3	50:45.608
15	1	1:53.893	34.968	29.419	49.506	272.0	2:42:21.934	8	3	1:50.730	33.168	29.190	48.372	269.3	52:36.338
16	1	1:53.664	34.150	29.293	50.221	272.0	2:44:15.598								



FIA WEC

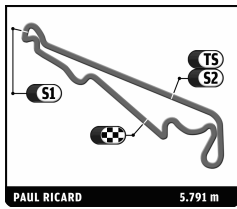
THE PROLOGUE - PAUL RICARD

Friday Afternoon Session

Sector Analysis

■ Personal Best
 ■ Session Best
 ■ Crossing the finish line in pit lane

Lap	D	Time	Sector 1	Sector 2	Sector 3	T. Spd	Elapsed	Lap	D	Time	Sector 1	Sector 2	Sector 3	T. Spd	Elapsed	
9	3	1:50.111	32.995	29.057	48.059	268.7	54:26.449	36	1	1:59.535	36.276	30.689	52.570	268.0	2:11:49.192	
10	3	1:50.153	32.988	29.081	48.084	270.0	56:16.602	37	1	1:58.788	35.660	30.637	52.491	269.3	2:13:47.980	
11	3	2:01.706	B	33.857	29.491	58.358	268.7	58:18.308	38	1	1:58.741	35.566	30.726	52.449	268.7	2:15:46.721
12	3	3:22.726	2:03.165	30.611	48.950	267.3	1:01:41.034	39	1	1:59.141	35.533	30.692	52.916	268.7	2:17:45.862	
13	3	1:51.290	33.055	29.127	49.108	270.0	1:03:32.324	40	1	2:07.114	B	35.540	30.640	1:00.934	268.7	2:19:52.976
14	3	1:49.938	32.900	29.189	47.849	269.3	1:05:22.262	<div style="border: 1px solid black; padding: 5px;"> 53 RAM Racing 1.Johnny MOWLEM 2.Mark PATTERSON 3.Ben COLLINS Ferrari F458 Italia LMGT E Am </div>								
15	3	1:50.453	32.912	29.214	48.327	268.7	1:07:12.715									
16	3	1:49.722	32.930	29.086	47.706	270.0	1:09:02.437									
17	3	1:53.797	36.030	30.065	47.702	268.0	1:10:56.234									
18	3	1:49.831	32.812	29.106	47.913	269.3	1:12:46.065									
19	3	1:49.926	32.742	29.330	47.854	268.7	1:14:35.991									
20	3	2:00.204	B	33.754	29.176	57.274	269.3								1:16:36.195	
21	1	10:10.143	8:50.867	29.582	49.694	267.3	1:26:46.338									
22	1	1:52.950	34.443	29.525	48.982	267.3	1:28:39.288									
23	1	1:53.173	34.045	29.314	49.814	268.0	1:30:32.461									
24	1	1:52.454	34.185	29.340	48.929	268.0	1:32:24.915									
25	1	1:53.933	34.028	30.303	49.602	267.3	1:34:18.848									
26	1	1:52.814	34.654	29.334	48.826	270.0	1:36:11.662									
27	1	3:08.819	B	35.511	29.566	2:03.742	269.3	1:39:20.481								
<div style="border: 1px solid black; padding: 5px;"> 52 RAM Racing 1.Matt GRIFFIN 2.Alvaro PARENTE 3.James ROSSITER Ferrari F458 Italia LMGT E Pro </div>								1	3	39:20.683	...	31.366	54.521	266.7	39:20.683	
								2	3	2:01.325	36.856	30.820	53.649	268.7	41:22.008	
								3	3	2:01.267	36.491	30.793	53.983	268.7	43:23.275	
								4	3	2:00.527	36.329	30.758	53.440	269.3	45:23.802	
								5	3	1:59.442	35.759	30.611	53.072	269.3	47:23.244	
								6	3	1:59.217	35.824	30.615	52.778	268.7	49:22.461	
								7	3	3:07.722	B	35.637	30.596	2:01.489	269.3	52:30.183
								8	3	6:44.191	5:19.563	30.832	53.796	268.0	59:14.374	
								9	3	2:00.054	36.120	30.694	53.240	268.7	1:01:14.428	
								10	3	1:59.450	35.843	30.662	52.945	269.3	1:03:13.878	
11	3	1:59.552	35.808	30.737	53.007	270.0	1:05:13.430									
12	3	2:10.970	B	35.923	31.675	1:03.372	268.7	1:07:24.400								
13	3	4:05.336	2:40.731	30.811	53.794	268.7	1:11:29.736									
14	3	1:59.835	35.755	30.908	53.172	268.0	1:13:29.571									
15	3	1:59.545	35.711	30.774	53.060	268.0	1:15:29.116									
16	3	1:59.476	35.751	30.677	53.048	268.0	1:17:28.592									
17	3	1:58.877	35.652	30.616	52.609	269.3	1:19:27.469									
18	3	2:08.965	B	35.750	30.548	1:02.667	272.1	1:21:36.434								
19	2	7:15.903	5:47.904	33.588	54.411	249.4	1:28:52.337									
20	2	1:59.574	35.950	30.674	52.950	269.3	1:30:51.911									
21	2	1:59.431	35.688	30.763	52.980	268.7	1:32:51.342									
22	2	1:58.679	35.498	30.632	52.549	270.0	1:34:50.021									
23	2	2:07.176	B	35.750	30.574	1:00.852	272.0	1:36:57.197								
24	2	4:07.586	2:43.263	30.920	53.403	270.0	1:41:04.783									
25	2	1:59.410	35.820	30.552	53.038	268.7	1:43:04.193									
26	2	1:59.483	35.684	30.616	53.183	269.3	1:45:03.676									
27	2	2:07.059	B	35.789	30.638	1:00.632	270.7	1:47:10.735								
28	1	5:14.855	3:49.096	31.090	54.669	268.0	1:52:25.590									
29	1	2:01.183	36.517	30.913	53.753	268.0	1:54:26.773									
30	1	2:01.590	36.248	30.740	54.602	269.3	1:56:28.363									
31	1	2:01.218	36.706	30.838	53.674	270.0	1:58:29.581									
32	1	2:00.490	36.085	30.986	53.419	270.0	2:00:30.071									
33	1	2:01.645	35.966	30.787	54.892	270.0	2:02:31.716									
34	1	2:12.811	B	36.133	31.014	1:05.664	269.3	2:04:44.527								
35	1	5:05.130	3:40.440	31.559	53.131	267.3	2:09:49.657									
36	1	1:59.535	36.276	30.689	52.570	268.0	2:11:49.192									
37	1	1:58.788	35.660	30.637	52.491	269.3	2:13:47.980									
38	1	1:58.741	35.566	30.726	52.449	268.7	2:15:46.721									
39	1	1:59.141	35.533	30.692	52.916	268.7	2:17:45.862									
40	1	2:07.114	B	35.540	30.640	1:00.934	268.7	2:19:52.976								
41	1	1:26:43.262	...	31.304	55.895	266.0	1:26:43.262									
42	1	2:01.794	36.644	30.796	54.354	268.7	1:28:45.056									
43	1	2:01.053	36.296	30.815	53.942	267.3	1:30:46.109									
44	1	2:00.445	36.229	30.744	53.472	268.0	1:32:46.554									
45	1	2:00.270	36.075	30.780	53.415	268.7	1:34:46.824									
46	1	2:13.538	B	36.732	30.997	1:05.809	268.7	1:37:00.362								
47	2	5:27.573	3:54.436	35.226	57.911	266.7	1:42:27.935									
48	2	2:06.435	37.733	31.764	56.938	266.0	1:44:34.370									
49	2	2:07.994	39.034	31.726	57.234	268.0	1:46:42.364									
50	2	2:06.998	38.607	32.020	56.371	264.7	1:48:49.362									
51	2	2:06.190	38.561	31.365	56.264	266.7	1:50:55.552									
52	2	2:05.705	37.987	31.250	56.468	266.7	1:53:01.257									
53	2	2:05.415	38.126	31.471	55.818	266.7	1:55:06.672									
54	2	2:04.550	38.040	31.138	55.372	266.7	1:57:11.222									
55	2	2:04.362	37.631	31.093	55.638	268.0	1:59:15.584									
56	2	2:05.265	37.494	32.259	55.512	266.0	2:01:20.849									
57	2	2:04.583	38.114	31.153	55.316	267.3	2:03:25.432									
58	2	2:13.366	B	37.390	31.296	1:04.680	267.3	2:05:38.798								
59	2	7:27.984	6:01.512	31.329	55.143	266.7	2:13:06.782									
60	2	2:04.659	37.161	31.451	56.047	265.4	2:15:11.441									
61	2	2:04.825	37.775	31.320	55.730	266.0	2:17:16.266									
62	2	2:03.114	37.284	31.097	54.733	268.7	2:19:19.380									
63	2	2:02.652	37.112	31.042	54.498	267.3	2:21:22.032									
64	2	2:03.890	37.398	31.825	54.667	268.7	2:23:25.922									
65	2	2:02.598	37.050	30.953	54.595	268.0	2:25:28.520									
66	2	2:03.618	37.807	31.038	54.773	267.3	2:27:32.138									
67	2	2:03.560	37.609	31.129	54.822	268.0	2:29:35.698									
68	2	2:02.444	37.057	30.968	54.419	268.0	2:31:38.142									
69	2	2:02.732	36.760	30.959	55.013	267.3	2:33:40.874									
70	2	2:02.178	37.140	30.976	54.062	266.7	2:35:43.052									
71	2	2:01.536	36.638	30.882	54.016	267.3	2:37:44.588									
72	2	2:55.774	B	37.275	30.803	1:47.696	269.3	2:40:40.362								
73	1	5:31.666	4:04.408	31.833	55.425	266.0	2:46:12.028									
74	1	2:02.169	36.975	31.096	54.098	268.0	2:48:14.197									
75	1	2:01.721	36.608	30.999	54.114	267.3	2:50:15.918									
76	1	2:01.404	36.641	30.907	53.856	268.0	2:52:17.322									
77	1	2:01.380	36.634	31.081	53.665	269.3	2:54:18.702									
78	1	2:11.792	B	36.848	30.984	1:03.960	268.7	2:56:30.494								
79	1	5:28.217	4:04.036	30.922	53.259	267.3	3:01:58.711									
80	1	1:59.258	35.868	30.645	52.745	270.0	3:03:57.969									
81	1	1:59.549	36.053	30.770	52.726	268.7	3:05:57.518									
82	1	2:02.413	38.011	31.394	53.008	268.0	3:07:59.931									
83	1	1:59.421	35.994	30.569	52.858	268.7	3:09:59.352									
84	1	2:10.911	B	36.361	30.978	1:03.572	268.0	3:12:10.263								
85	2	8:23.504	6:56.652	31.310	55.542	267.3	3:20:33.767									
86	2	2:03.723	37.443	31.058	55.222	265.4	3:22:37.490									
87	2	2:06.447	37.148	31.147	55.152	265.4	3:24:43.937									
88	2	2:02.482	36.968	31.130	54.384	266.0	3:26:46.419									
89	2	2:02.682	36.955	30.886	54.841	266.7	3:28:49.101									



FIA WEC

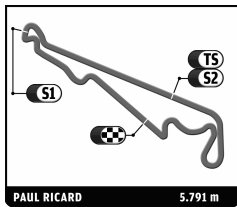
THE PROLOGUE - PAUL RICARD

Friday Afternoon Session

Sector Analysis

■ Personal Best
 ■ Session Best
 ■ Crossing the finish line in pit lane

Lap	D	Time	Sector 1	Sector 2	Sector 3	T. Spd	Elapsed	Lap	D	Time	Sector 1	Sector 2	Sector 3	T. Spd	Elapsed
50	2	2:02.009	36.618	30.852	54.539	266.7	3:30:51.110	2	3	3:35.186 B	37.717	31.634	2:25.835	264.1	49:58.385
51	2	2:01.996	36.608	30.746	54.642	266.7	3:32:53.106	3	3	2:17.184	53.391	31.088	52.705	264.1	52:15.569
52	2	2:02.251	36.936	30.853	54.462	267.3	3:34:55.357	4	3	1:58.636	35.544	30.615	52.477	265.4	54:14.205
53	2	2:02.074	36.883	30.762	54.429	269.3	3:36:57.431	5	3	2:00.056	35.540	30.624	53.892	267.3	56:14.261
54	2	2:02.355	36.751	30.810	54.794	266.7	3:38:59.786	6	3	2:00.975	35.636	30.637	54.702	266.7	58:15.236
55	2	2:01.726	36.703	30.763	54.260	268.0	3:41:01.512	7	3	1:59.151	35.502	30.730	52.919	266.7	1:00:14.387
56	2	2:01.575	36.708	30.953	53.914	268.7	3:43:03.087	8	3	1:58.472	35.563	30.672	52.237	266.7	1:02:12.859
57	2	2:02.445	36.945	30.861	54.639	268.0	3:45:05.532	9	3	3:44.458 B	38.248	31.114	2:35.096	265.4	1:05:57.317
58	2	2:01.202	36.421	30.868	53.913	267.3	3:47:06.734	10	1	2:21.754	56.398	31.334	54.022	266.7	1:08:19.071
59	2	2:00.690	36.576	30.630	53.484	268.0	3:49:07.424	11	1	2:00.025	36.185	30.892	52.948	266.0	1:10:19.096
60	2	2:02.820	37.107	32.048	53.665	266.0	3:51:10.244	12	1	1:59.535	35.940	30.707	52.888	266.7	1:12:18.631
61	2	2:01.917	36.573	30.909	54.435	268.7	3:53:12.161	13	1	1:58.817	35.664	30.642	52.511	266.7	1:14:17.448
62	2	2:17.409 B	36.613	33.026	1:07.770	194.6	3:55:29.570	14	1	1:58.720	35.629	30.708	52.383	267.3	1:16:16.168
61 AF Corse Ferrari F458 Italia 1. Luis PEREZ COMPANC LMGTE Am 2. Marco CIOCI 3. Mirko VENTURI								15	1	1:59.363	35.520	30.706	53.137	268.0	1:18:15.531
1	2	33:32.596	...	31.646	55.264	265.4	33:32.596	16	1	1:58.659	35.558	30.631	52.470	267.3	1:20:14.190
2	2	2:01.446	36.365	31.079	54.002	266.7	35:34.042	17	1	3:39.474 B	35.557	30.714	2:33.203	268.0	1:23:53.664
3	2	2:00.862	36.711	30.816	53.335	267.3	37:34.904	18	3	2:23.596	55.962	32.447	55.187	264.7	1:26:17.260
4	2	2:00.381	36.112	30.778	53.491	267.3	39:35.285	19	3	1:59.959	36.436	30.885	52.638	266.7	1:28:17.219
5	2	11:12.212 B	36.224	30.730	...	268.0	50:47.497	20	3	1:58.859	35.907	30.603	52.349	266.7	1:30:16.078
6	2	2:18.867	52.955	30.977	54.935	268.0	53:06.364	21	3	1:58.277	35.540	30.611	52.126	266.7	1:32:14.355
7	2	9:20.346 B	36.133	30.821	8:13.392	270.0	1:02:26.710	22	3	1:58.527	35.426	30.665	52.436	267.3	1:34:12.882
8	2	2:18.369	53.052	31.078	54.239	268.0	1:04:45.079	23	3	1:58.513	35.462	30.689	52.362	267.3	1:36:11.395
9	2	2:01.408	36.520	31.262	53.626	266.0	1:06:46.487	24	3	2:00.506	36.404	30.725	53.377	268.0	1:38:11.901
10	2	9:38.904 B	36.274	31.125	8:31.505	267.3	1:16:25.391	25	3	1:58.606	35.543	30.642	52.421	268.0	1:40:10.507
11	2	2:17.764	52.799	31.011	53.954	266.0	1:18:43.155	26	3	1:58.699	35.584	30.692	52.423	267.3	1:42:09.206
12	2	2:01.084	36.240	30.969	53.875	266.0	1:20:44.239	27	3	1:59.303	36.103	30.637	52.563	268.0	1:44:08.509
13	2	2:00.564	36.196	31.021	53.347	267.3	1:22:44.803	28	3	1:59.125	35.564	30.742	52.819	267.3	1:46:07.634
14	2	5:23.726 B	36.228	30.879	4:16.619	267.3	1:28:08.529	29	3	1:59.450	35.748	30.690	53.012	268.7	1:48:07.084
15	3	2:24.921	57.576	30.987	56.358	269.3	1:30:33.450	30	3	3:38.428 B	35.807	30.640	2:31.981	268.0	1:51:45.512
16	3	2:02.276	36.416	30.972	54.888	268.0	1:32:35.726	31	1	2:20.461	53.620	31.264	55.577	241.1	1:54:05.973
17	3	2:00.369	35.952	31.036	53.381	268.0	1:34:36.095	32	1	2:02.604	36.737	31.362	54.505	249.4	1:56:08.577
18	3	2:00.023	35.993	30.793	53.237	269.3	1:36:36.118	33	1	1:59.775	36.065	30.824	52.886	268.7	1:58:08.352
19	3	2:01.152	36.472	30.810	53.870	271.4	1:38:37.270	34	1	1:59.410	36.235	30.517	52.658	268.0	2:00:07.762
20	3	1:59.419	35.689	30.634	53.096	270.0	1:40:36.689	75 Prospection Competition Porsche 911 GT3 RSR 1. François PERRODO LMGTE Am 2. Emmanuel COLLARD 3. Matthieu VAXIVIÈRE							
21	3	2:00.081	36.284	30.722	53.075	269.3	1:42:36.770	1	1	28:04.856	...	31.940	57.120	264.1	28:04.856
22	3	1:59.806	35.904	30.737	53.165	269.3	1:44:36.576	2	1	2:07.120	39.634	31.598	55.888	263.4	30:11.976
23	3	8:51.519 B	36.296	30.831	7:44.392	269.3	1:53:28.095	3	1	2:04.221	37.438	31.233	55.550	265.4	32:16.197
24	1	2:24.903	56.718	31.740	56.445	266.7	1:55:52.998	4	1	2:03.403	37.212	31.027	55.164	266.0	34:19.600
25	1	2:05.251	37.836	31.403	56.012	267.3	1:57:58.249	5	1	2:02.594	37.113	30.970	54.511	265.4	36:22.194
26	1	2:05.962	38.447	31.787	55.728	268.7	2:00:04.211	6	1	2:02.817	37.117	31.033	54.667	265.4	38:25.011
27	1	2:05.255	37.999	31.243	56.013	268.0	2:02:09.466	7	1	10:23.900 B	37.301	31.004	9:15.595	266.7	48:48.911
28	1	2:04.383	37.726	31.229	55.428	268.0	2:04:13.849	8	1	2:19.166	53.098	31.572	54.496	262.1	51:08.077
29	1	2:06.007	37.969	31.108	56.930	268.7	2:06:19.856	9	1	2:03.592	37.385	31.144	55.063	264.7	53:11.669
30	1	10:19.451 B	39.833	31.528	9:08.090	268.0	2:16:39.307	10	1	2:03.132	37.073	31.098	54.961	264.7	55:14.801
31	1	2:22.360	56.228	31.236	54.896	266.0	2:19:01.667	11	1	2:02.660	37.027	31.057	54.576	265.4	57:17.461
32	1	2:02.474	37.139	31.063	54.272	268.0	2:21:04.141	12	1	2:04.869	37.046	30.954	56.869	268.0	59:22.330
33	1	2:02.144	37.053	30.891	54.200	268.7	2:23:06.285	13	1	2:02.944	36.910	31.069	54.965	266.0	1:01:25.274
34	1	2:02.096	36.776	30.832	54.488	268.7	2:25:08.381	14	1	24:33.449 B	36.982	32.179	...	265.4	1:25:58.723
35	1	2:02.372	36.819	30.919	54.634	270.7	2:27:10.753	15	1	2:27.500	56.850	34.008	56.642	234.3	1:28:26.223
36	1	2:01.533	36.671	30.846	54.016	268.0	2:29:12.286	16	1	2:09.332	38.507	31.608	59.217	262.8	1:30:35.555
37	1	2:01.156	36.419	30.782	53.955	267.3	2:31:13.442	17	1	2:04.766	37.798	31.520	55.448	264.1	1:32:40.321
71 AF Corse Ferrari F458 Italia 1. Davide RIGON LMGTE Pro 2. Gianmaria BRUNI 3. James CALADO								18	1	2:04.689	37.594	31.442	55.653	263.4	1:34:45.010
1	3	46:23.199	...	33.246	56.050	259.6	46:23.199	19	1	2:04.176	37.594	31.496	55.086	264.7	1:36:49.186
								20	1	2:04.372	37.478	31.446	55.448	255.3	1:38:53.558
								21	1	2:03.622	37.269	31.266	55.087	263.4	1:40:57.180



FIA WEC

THE PROLOGUE - PAUL RICARD

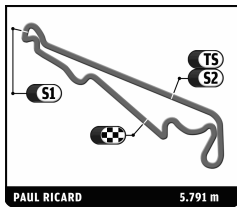
Friday Afternoon Session

Sector Analysis

								■ Personal Best ■ Session Best ■ Crossing the finish line in pit lane									
Lap	D	Time	Sector 1	Sector 2	Sector 3	T. Spd	Elapsed	Lap	D	Time	Sector 1	Sector 2	Sector 3	T. Spd	Elapsed		
22	1	10:43.967	B	37.160	31.162	9:35.645	264.7	1:51:41.147	11	1	2:04.903	37.720	31.370	55.813	264.1	1:14:05.385	
23	1	2:19.871		53.870	31.261	54.740	263.4	1:54:01.018	12	1	2:03.997	37.097	31.401	55.499	263.4	1:16:09.382	
24	1	2:02.807		36.693	31.167	54.947	265.4	1:56:03.825	13	1	5:43.225	B	37.367	31.367	4:34.491	262.8	1:21:52.607
25	1	2:03.539		37.166	31.515	54.858	266.7	1:58:07.364	14	1	2:18.840		53.451	30.736	54.653	266.0	1:24:11.447
26	1	2:02.475		36.823	31.034	54.618	258.4	2:00:09.839	15	1	2:02.293		36.737	30.881	54.675	265.4	1:26:13.740
27	1	2:02.177		36.742	31.012	54.423	266.7	2:02:12.016	16	1	2:02.375		36.626	31.073	54.676	264.1	1:28:16.115
28	1	2:01.976		36.689	31.045	54.242	267.3	2:04:13.992	17	1	5:41.800	B	36.595	31.383	4:33.822	250.6	1:33:57.915
29	1	2:01.950		36.467	30.877	54.606	264.7	2:06:15.942	18	3	2:23.593		57.609	31.226	54.758	265.4	1:36:21.508
30	1	2:02.679		36.630	30.926	55.123	266.0	2:08:18.621	19	3	1:59.421		36.165	30.764	52.492	265.4	1:38:20.929
31	1	9:40.282	B	37.054	31.811	8:31.417	266.7	2:17:58.903	20	3	1:58.545		35.671	30.580	52.294	266.0	1:40:19.474
32	2	2:18.712		53.331	31.173	54.208	263.4	2:20:17.615	21	3	4:41.659	B	37.133	31.261	3:33.265	266.7	1:45:01.133
33	2	2:00.653		36.262	30.961	53.430	264.7	2:22:18.268	22	2	2:20.834		52.080	31.254	57.500	264.7	1:47:21.967
34	2	2:00.007		36.174	30.774	53.059	265.4	2:24:18.275	23	2	2:03.346		36.448	31.216	55.682	264.1	1:49:25.313
35	2	1:59.573		35.727	30.749	53.097	266.0	2:26:17.848	24	2	1:59.455		35.799	30.785	52.871	266.0	1:51:24.768
36	2	9:41.897	B	35.972	30.765	8:35.160	265.4	2:35:59.745	25	2	1:59.418		35.823	30.768	52.827	266.0	1:53:24.186
37	1	2:19.840		54.081	31.313	54.446	262.8	2:38:19.585	26	2	1:59.396		35.701	30.771	52.924	264.7	1:55:23.582
38	1	2:03.578		37.319	31.438	54.821	265.4	2:40:23.163	27	2	7:29.367	B	35.651	30.776	6:22.940	265.4	2:02:52.949
39	1	2:04.313		37.080	32.532	54.701	265.4	2:42:27.476	28	2	2:15.428		51.210	30.815	53.403	266.7	2:05:08.377
40	1	2:02.139		36.728	31.018	54.393	266.0	2:44:29.615	29	2	1:59.512		35.858	30.610	53.044	267.3	2:07:07.889
41	1	2:02.882		37.145	31.206	54.531	264.7	2:46:32.497	30	2	2:14.433		42.789	30.679	1:00.965	268.7	2:09:22.322
42	1	2:01.950		36.571	30.994	54.385	266.0	2:48:34.447	31	2	2:01.811		36.851	30.725	54.235	268.0	2:11:24.133
43	1	2:13.978		36.803	31.190	1:05.985	265.4	2:50:48.425	32	2	1:59.172		35.776	30.646	52.750	267.3	2:13:23.305
44	1	2:03.394		37.470	31.004	54.920	264.7	2:52:51.819									
45	1	8:39.981	B	37.175	31.471	7:31.335	264.7	3:01:31.800									
46	3	2:30.368		1:00.314	31.502	58.552	264.7	3:04:02.168									
47	3	2:02.627		36.626	30.916	55.085	268.0	3:06:04.795									
48	3	2:01.429		36.397	31.369	53.663	266.7	3:08:06.224									
49	3	2:01.770		36.465	30.849	54.456	267.3	3:10:07.994									
50	3	2:00.584		36.298	30.916	53.370	266.0	3:12:08.578									
51	3	1:59.933		36.006	30.857	53.070	266.0	3:14:08.511									
52	3	2:00.028		35.842	30.720	53.466	266.7	3:16:08.539									
53	3	8:20.819	B	36.215	30.872	7:13.732	266.0	3:24:29.358									
54	3	2:20.319		55.211	31.202	53.906	264.7	3:26:49.677									
55	3	2:00.377		36.125	31.058	53.194	266.0	3:28:50.054									
56	3	2:01.505		36.181	30.629	54.695	268.0	3:30:51.559									
57	3	2:05.597		36.670	30.726	58.201	267.3	3:32:57.156									
58	3	6:22.042	B	37.706	31.042	5:13.294	265.4	3:39:19.198									
59	3	2:24.713		57.608	31.670	55.435	262.8	3:41:43.911									
60	3	2:00.669		36.193	31.178	53.298	264.1	3:43:44.580									
61	3	1:59.972		35.871	30.922	53.179	266.0	3:45:44.552									
62	3	6:39.907	B	38.284	31.151	5:30.472	264.7	3:52:24.459									
63	3	2:23.441		53.416	31.199	58.826	263.4	3:54:47.900									
64	3	2:02.087		36.759	31.074	54.254	266.7	3:56:49.987									
65	3	2:00.503		36.156	30.820	53.527	266.0	3:58:50.490									

81 AF Corse		Ferrari F458 Italia						
1. Stephen WYATT		3. Sam BIRD						
2. Michele RUGOLO		LMGTE Am						
1	1	50:47.062	...	31.252	1:04.822	260.9	50:47.062	
2	1	2:02.113		36.856	31.025	54.232	264.7	52:49.175
3	1	2:00.746		36.302	30.943	53.501	264.1	54:49.921
4	1	2:00.935		36.200	30.942	53.793	264.7	56:50.856
5	1	2:37.218		35.955	30.947	1:30.316	266.0	59:28.074
6	1	2:06.735		36.362	30.942	59.431	264.7	1:01:34.809
7	1	2:06.063		36.174	30.908	58.981	266.0	1:03:40.872
8	1	2:00.367		35.989	30.915	53.463	265.4	1:05:41.239
9	1	3:44.676	B	35.831	30.874	2:37.971	266.0	1:09:25.915
10	1	2:34.567		59.673	31.965	1:02.929	264.1	1:12:00.482

88 Proton Competition		Porsche 911 RSR						
1. Christian RIED		3. Khaled AL QUBAISI						
2. Klaus BACHLER		LMGTE Am						
1	2	55:05.104	...	32.590	56.560	261.5	55:05.104	
2	2	2:03.097		37.477	31.569	54.051	263.4	57:08.201
3	2	2:01.574		36.724	31.029	53.821	264.7	59:09.775
4	2	2:00.363		36.228	30.861	53.274	266.7	1:01:10.138
5	2	1:59.563		35.918	30.928	52.717	265.4	1:03:09.701
6	2	11:31.539	B	35.896	30.971	...	267.3	1:14:41.240
7	2	2:23.912		57.608	31.950	54.354	264.1	1:17:05.152
8	2	2:00.381		36.163	31.139	53.079	264.7	1:19:05.533
9	2	1:59.311		35.903	30.856	52.552	266.7	1:21:04.844
10	2	1:59.440		35.883	30.817	52.740	268.0	1:23:04.284
11	2	1:59.143		35.808	30.738	52.597	266.0	1:25:03.427
12	2	10:03.964	B	35.732	30.697	8:57.535	266.7	1:35:07.391
13	3	2:29.440		58.141	34.315	56.984	263.4	1:37:36.831
14	3	2:06.206		37.784	31.855	56.567	264.1	1:39:43.037
15	3	2:05.458		37.387	32.010	56.061	265.4	1:41:48.495
16	3	2:05.199		37.263	31.737	56.199	266.0	1:43:53.694
17	3	2:03.925		36.972	31.581	55.372	266.7	1:45:57.619
18	3	2:04.188		37.150	31.717	55.321	266.7	1:48:01.807
19	3	2:09.699		38.848	33.200	57.651	256.5	1:50:11.506
20	3	2:05.054		37.723	31.877	55.454	268.0	1:52:16.560
21	3	2:05.238		37.520	31.773	55.945	264.7	1:54:21.798
22	3	19:35.609	B	37.449	31.707	...	266.7	2:13:57.407
23	3	2:47.329		1:03.772	42.045	1:01.512	176.8	2:16:44.736
24	3	2:05.203		38.103	31.720	55.380	264.1	2:18:49.939
25	3	2:02.019		36.287	31.357	54.375	266.0	2:20:51.958
26	3	2:02.262		36.469	31.313	54.480	266.0	2:22:54.220
27	3	2:01.400		36.380	31.126	53.894	266.7	2:24:55.620
28	3	2:01.452		36.305	31.118	54.029	266.7	2:26:57.072
29	3	2:01.301		36.169	31.095	54.037	266.0	2:28:58.373
30	3	16:30.780	B	37.531	31.201	...	266.7	2:45:29.153
31	1	2:18.938		53.738	31.301	53.899	263.4	2:47:48.091
32	1	2:02.645		37.292	31.108	54.245	264.7	2:49:50.736



FIA WEC

THE PROLOGUE - PAUL RICARD

Friday Afternoon Session

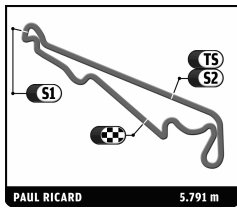
Sector Analysis

■ Personal Best
 ■ Session Best
 ■ Crossing the finish line in pit lane

Lap	D	Time	Sector 1	Sector 2	Sector 3	T. Spd	Elapsed	Lap	D	Time	Sector 1	Sector 2	Sector 3	T. Spd	Elapsed
33	1	2:00.760	36.467	31.000	53.293	266.7	2:51:51.496	32	2	2:02.284	36.377	30.904	55.003	267.3	3:23:28.196
34	1	2:00.796	36.782	30.870	53.144	266.0	2:53:52.292	33	2	2:02.243	36.666	30.970	54.607	268.0	3:25:30.439
35	1	2:00.187	36.151	30.835	53.201	267.3	2:55:52.479	34	2	2:10.337	37.042	31.506	1:01.789	267.3	3:27:40.776
36	1	2:00.379	36.407	31.058	52.914	266.7	2:57:52.858	35	2	6:56.029 B	37.373	33.301	5:45.355	265.4	3:34:36.805
37	1	2:00.432	36.102	31.090	53.240	266.7	2:59:53.290	36	2	2:21.288	54.370	31.089	55.829	266.0	3:36:58.093
38	1	2:00.194	36.091	30.945	53.158	266.7	3:01:53.484								
39	1	3:42.026 B	37.141	31.213	2:33.672	266.0	3:05:35.510								
40	1	2:16.322	52.410	30.904	53.008	267.3	3:07:51.832								
41	1	2:00.155	36.095	31.144	52.916	266.7	3:09:51.987								
42	1	1:59.772	35.924	30.946	52.902	267.3	3:11:51.759								
43	1	1:59.403	35.864	30.734	52.805	268.7	3:13:51.162								
44	1	1:59.489	35.692	30.954	52.843	266.7	3:15:50.651								
45	1	2:00.032	36.049	31.026	52.957	266.0	3:17:50.683								
46	1	1:59.989	35.969	31.007	53.013	266.0	3:19:50.672								
47	1	1:59.377	35.659	30.921	52.797	266.7	3:21:50.049								
48	1	20:27.782 B	36.433	31.084	...	266.0	3:42:17.831								
49	2	2:26.710	59.564	32.427	54.719	259.6	3:44:44.541								
50	2	2:00.112	36.186	31.062	52.864	262.8	3:46:44.653								
51	2	1:59.806	35.985	30.882	52.939	264.1	3:48:44.459								
52	2	2:00.473	36.311	30.935	53.227	265.4	3:50:44.932								
53	2	1:59.055	35.961	30.785	52.309	266.0	3:52:43.987								
54	2	1:59.766	35.612	30.966	53.188	268.0	3:54:43.753								
55	2	2:01.594	36.593	30.969	54.032	265.4	3:56:45.347								

90		8 Star Motorsports		Ferrari F458 Italia			
		1. Vicente POTOLICCHIO	3. Paolo RUBERTI	LMGTE Am			
		2. Gianluca RODA					
1	2	1:00:19.740	...	35.520	56.563	264.1	1:00:19.740
2	2	2:04.111	37.554	31.346	55.211	266.0	1:02:23.851
3	2	2:04.449	37.220	31.590	55.639	266.7	1:04:28.300
4	2	4:07.807 B	37.706	31.447	2:58.654	266.7	1:08:36.107
5	2	2:32.186	1:06.494	31.026	54.666	267.3	1:11:08.293
6	2	2:00.923	36.319	30.684	53.920	268.7	1:13:09.216
7	2	2:00.533	36.216	30.520	53.797	268.7	1:15:09.749
8	2	2:00.304	36.100	30.528	53.676	269.3	1:17:10.053
9	2	1:59.885	35.971	30.482	53.432	269.3	1:19:09.938
10	2	7:55.031 B	36.364	30.609	6:48.058	270.0	1:27:04.969
11	1	2:20.982	54.959	31.348	54.675	267.3	1:29:25.951
12	1	2:01.099	36.472	30.713	53.914	267.3	1:31:27.050
13	1	2:00.717	36.492	31.058	53.167	266.7	1:33:27.767
14	1	1:59.644	36.059	30.658	52.927	269.3	1:35:27.411
15	1	2:00.055	36.202	30.698	53.155	269.3	1:37:27.466
16	1	1:59.996	36.398	30.572	53.026	269.3	1:39:27.462
17	1	2:00.005	36.092	30.543	53.370	270.0	1:41:27.467
18	1	1:59.464	36.049	30.434	52.981	269.3	1:43:26.931
19	1	10:35.277 B	36.498	31.332	9:27.447	268.0	1:54:02.208
20	3	2:20.702	55.885	30.948	53.869	268.0	1:56:22.910
21	3	2:00.819	36.661	30.842	53.316	267.3	1:58:23.729
22	3	1:59.706	35.988	30.754	52.964	268.7	2:00:23.435
23	3	1:59.293	35.861	30.698	52.734	269.3	2:02:22.728
24	3	1:58.918	35.582	30.490	52.846	269.3	2:04:21.646
25	3	1:58.869	35.652	30.445	52.772	270.0	2:06:20.515
26	3	2:04.972	37.120	30.600	57.252	269.3	2:08:25.487
27	3	1:59.195	36.132	30.466	52.597	270.7	2:10:24.682
28	3	1:58.507	35.472	30.448	52.587	269.3	2:12:23.189
29	3	1:04:32.009 B	36.032	30.538	...	268.7	3:16:55.198
30	2	2:23.708	55.155	31.229	57.324	267.3	3:19:18.906
31	2	2:07.006	36.944	31.201	58.861	267.3	3:21:25.912

92		Porsche Team Manthey		Porsche 911 RSR			
		1. Marco HOLZER	3. Richard LIETZ	LMGTE Pro			
		2. Frédéric MAKOWIECKI					
1	3	3:41.395	2:15.786	31.475	54.134	263.4	3:41.395
2	3	2:00.089	36.303	30.980	52.806	264.7	5:41.484
3	3	1:59.089	35.614	30.870	52.605	264.7	7:40.573
4	3	1:58.644	35.558	30.873	52.213	266.0	9:39.217
5	3	1:58.945	35.715	30.794	52.436	264.7	11:38.162
6	3	1:59.059	35.594	30.781	52.684	266.0	13:37.221
7	3	8:52.490 B	36.378	31.027	7:45.085	266.7	22:29.711
8	3	2:22.552	55.536	31.096	55.920	262.1	24:52.263
9	3	1:59.143	36.259	30.756	52.128	264.1	26:51.406
10	3	1:58.541	35.214	30.794	52.533	264.7	28:49.947
11	3	1:58.882	35.460	30.678	52.744	266.0	30:48.829
12	3	1:58.548	35.110	30.879	52.559	266.0	32:47.377
13	3	3:04.726 B	35.200	30.772	1:58.754	264.7	35:52.103
14	3	2:18.633	52.750	32.509	53.374	249.4	38:10.736
15	3	1:58.524	35.361	30.764	52.399	264.7	40:09.260
16	3	1:59.380	35.393	30.715	53.272	266.0	42:08.640
17	3	1:58.131	35.271	30.881	51.979	265.4	44:06.771
18	3	1:58.484	35.266	30.731	52.487	266.0	46:05.255
19	3	1:58.274	35.409	30.735	52.130	266.0	48:03.529
20	3	1:59.396	35.195	30.762	53.439	265.4	50:02.925
21	3	1:58.338	35.219	30.679	52.440	266.0	52:01.263
22	3	1:58.425	35.169	30.748	52.508	264.7	53:59.688
23	3	12:44.868 B	35.503	30.736	...	266.0	1:06:44.556
24	2	2:16.935	52.598	31.062	53.275	262.8	1:09:01.491
25	2	2:00.900	36.589	30.903	53.408	266.0	1:11:02.391
26	2	1:59.308	35.667	30.824	52.817	265.4	1:13:01.699
27	2	1:59.689	36.006	30.962	52.721	263.4	1:15:01.388
28	2	1:59.001	35.517	30.738	52.746	265.4	1:17:00.389
29	2	1:59.036	35.610	30.767	52.659	266.0	1:18:59.425
30	2	1:58.649	35.451	30.710	52.488	267.3	1:20:58.074
31	2	13:35.773 B	36.078	30.844	...	266.0	1:34:33.847
32	2	2:18.305	54.329	30.966	53.010	265.4	1:36:52.152
33	2	1:58.491	35.222	30.692	52.577	265.4	1:38:50.643
34	2	1:58.041	35.111	30.576	52.354	265.4	1:40:48.684
35	2	1:58.268	35.417	30.577	52.274	268.0	1:42:46.952
36	2	1:58.540	35.170	30.660	52.710	266.7	1:44:45.492
37	2	3:39.619 B	36.943	30.894	2:31.782	266.0	1:48:25.111
38	2	2:15.724	51.866	30.956	52.902	264.1	1:50:40.835
39	2	1:58.962	35.517	30.753	52.692	265.4	1:52:39.797
40	2	1:58.302	35.249	30.699	52.354	266.0	1:54:38.099
41	2	1:58.430	35.274	30.745	52.411	266.0	1:56:36.529
42	2	1:58.543	35.094	30.594	52.855	267.3	1:58:35.072
43	2	1:58.627	35.380	30.626	52.621	268.7	2:00:33.699
44	2	1:59.175	35.440	30.578	53.157	270.0	2:02:32.874
45	2	1:59.877	35.563	30.690	53.624	271.4	2:04:32.751
46	2	1:58.362	35.323	30.672	52.367	265.4	2:06:31.113
47	2	32:37.278 B	35.433	30.787	...	266.7	2:39:08.391
48	2	2:18.244	53.098	31.282	53.864	263.4	2:41:26.635
49	2	4:22.860 B	35.398	30.641	3:16.821	264.7	2:45:49.495



FIA WEC
THE PROLOGUE - PAUL RICARD
Friday Afternoon Session

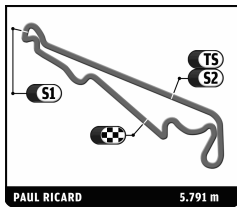
Sector Analysis

■ Personal Best ■ Session Best B Crossing the finish line in pit lane

Lap	D	Time	Sector 1	Sector 2	Sector 3	T. Spd	Elapsed	Lap	D	Time	Sector 1	Sector 2	Sector 3	T. Spd	Elapsed
50	2	2:18.008	53.418	30.961	53.629	264.1	2:48:07.503	36	1	2:05.206	36.828	33.593	54.785	259.6	3:33:57.083
51	2	1:58.326	35.306	30.669	52.351	264.7	2:50:05.829	37	1	2:03.274	37.160	31.311	54.803	264.7	3:36:00.357
52	2	1:58.359	35.201	30.576	52.582	266.0	2:52:04.188	38	1	2:03.348	36.686	31.373	55.289	264.1	3:38:03.705
53	2	1:58.696	35.323	30.582	52.791	265.4	2:54:02.884	39	1	2:19.715 B	36.891	35.012	1:07.812	262.1	3:40:23.420
54	2	1:58.280	35.131	30.567	52.582	266.7	2:56:01.164	40	2	9:39.205	8:10.506	33.492	55.207	257.8	3:50:02.625
55	2	2:48.607 B	35.386	30.597	1:42.624	266.0	2:58:49.771	41	2	2:01.916	37.142	31.416	53.358	262.8	3:52:04.541
56	2	2:15.829	52.712	30.726	52.391	266.0	3:01:05.600	42	2	2:01.206	36.768	31.282	53.156	266.7	3:54:05.747
57	2	1:58.430	35.336	30.741	52.353	266.0	3:03:04.030	43	2	2:09.486 B	36.725	31.066	1:01.695	266.0	3:56:15.233
58	2	1:58.507	35.135	30.658	52.714	267.3	3:05:02.537								
59	2	1:58.459	35.337	30.620	52.502	266.7	3:07:00.996								
60	2	1:58.914	35.892	30.700	52.322	266.0	3:08:59.910								
61	2	1:58.462	35.478	30.653	52.331	266.0	3:10:58.372								
62	2	1:58.488	35.438	30.495	52.555	267.3	3:12:56.860								
63	2	1:58.565	35.521	30.671	52.373	265.4	3:14:55.425								
64	2	1:58.728	35.668	30.761	52.299	266.7	3:16:54.153								
65	2	5:24.815 B	35.222	30.677	4:18.916	266.0	3:22:18.968								
66	2	3:16.037 B	51.891	30.882	1:53.264	265.4	3:25:35.005								
67	1	3:24.145 B	55.901	31.841	1:56.403	262.8	3:28:59.150								
68	2	3:32.254 B	52.473	30.864	2:08.917	265.4	3:32:31.404								

95		Aston Martin Racing		Aston Martin Vantage V8			
		1. Kristian POULSEN		LMGT E Am			
		2. Nikki THIMM					
1	1	32:31.952	...	32.343	56.503	259.6	32:31.952
2	1	2:03.355	37.197	31.308	54.850	264.1	34:35.307
3	1	2:12.713 B	37.251	31.103	1:04.359	266.0	36:48.020
4	1	8:06.026	6:38.705	32.638	54.683	262.1	44:54.046
5	1	2:01.450	36.555	30.820	54.075	266.0	46:55.496
6	1	2:02.033	36.082	30.878	55.073	265.4	48:57.529
7	1	2:00.875	36.206	31.069	53.600	265.4	50:58.404
8	1	2:00.326	36.000	30.713	53.613	266.7	52:58.730
9	1	2:53.775 B	36.503	30.790	1:46.482	268.0	55:52.505
10	2	12:07.050	...	31.573	53.299	262.1	1:07:59.555
11	2	3:06.835 B	36.010	31.077	1:59.748	264.1	1:11:06.390
12	2	58:03.441	...	33.227	53.772	259.6	2:09:09.831
13	2	1:59.825	36.174	31.081	52.570	264.1	2:11:09.656
14	2	1:59.457	35.942	30.999	52.516	264.7	2:13:09.113
15	2	3:00.543 B	35.785	30.900	1:53.858	265.4	2:16:09.656
16	2	8:21.660	6:57.002	31.363	53.295	262.8	2:24:31.316
17	2	1:59.950	35.831	30.946	53.173	266.0	2:26:31.266
18	2	2:00.209	35.713	30.850	53.646	266.7	2:28:31.475
19	2	2:08.716 B	35.921	30.985	1:01.810	265.4	2:30:40.191
20	1	5:29.467	4:03.696	31.441	54.330	262.1	2:36:09.658
21	1	2:01.833	36.518	31.066	54.249	264.7	2:38:11.491
22	1	2:01.651	36.407	31.094	54.150	265.4	2:40:13.142
23	1	2:01.061	36.312	30.961	53.788	265.4	2:42:14.203
24	1	2:01.318	35.669	31.117	54.532	264.7	2:44:15.521
25	1	2:01.841	36.878	30.994	53.969	266.0	2:46:17.362
26	1	2:01.423	36.566	30.964	53.893	266.7	2:48:18.785
27	1	2:01.260	36.581	31.033	53.646	266.0	2:50:20.045
28	1	2:00.885	36.166	30.939	53.780	267.3	2:52:20.930
29	1	2:02.998	37.194	31.169	54.635	266.7	2:54:23.928
30	1	2:02.200	36.502	30.965	54.733	266.7	2:56:26.128
31	1	2:02.495	36.513	31.470	54.512	265.4	2:58:28.623
32	1	2:01.694	36.373	31.078	54.243	268.0	3:00:30.317
33	1	2:01.719	36.430	31.024	54.265	265.4	3:02:32.036
34	1	2:12.511 B	36.504	31.109	1:04.898	267.3	3:04:44.547
35	1	27:07.330	...	31.829	55.238	262.1	3:31:51.877

99		Aston Martin Racing		Aston Martin Vantage V8			
		1. Alex MACDOWALL		LMGT Pro			
		2. Darryl O'YOUNG		3. Fernando REES			
1	1	43:23.109	...	32.391	55.815	257.1	43:23.109
2	1	2:20.164 B	38.998	31.604	1:09.562	264.1	45:43.273
3	2	11:57.456	...	32.189	55.985	257.8	57:40.729
4	2	2:03.513	37.365	31.372	54.776	266.7	59:44.242
5	2	2:02.527	36.780	31.276	54.471	267.3	1:01:46.769
6	2	2:01.472	36.365	31.236	53.871	266.0	1:03:48.241
7	2	2:01.228	36.429	31.007	53.792	266.0	1:05:49.469
8	2	2:11.678 B	36.671	31.259	1:03.748	264.7	1:08:01.147
9	2	16:04.860	...	32.051	54.850	262.8	1:24:06.007
10	2	2:09.616 B	36.464	31.026	1:02.126	266.7	1:26:15.623
11	2	6:06.563	4:39.923	31.419	55.221	263.4	1:32:22.186
12	2	2:01.340	36.349	31.084	53.907	269.3	1:34:23.526
13	2	2:00.934	36.512	30.866	53.556	268.0	1:36:24.460
14	2	2:00.217	36.077	30.857	53.283	269.3	1:38:24.677
15	2	2:01.063	36.121	30.743	54.199	268.7	1:40:25.740
16	2	2:00.975	36.347	30.764	53.864	270.0	1:42:26.715
17	2	2:09.029 B	35.963	30.917	1:02.149	267.3	1:44:35.744
18	2	7:39.272	6:10.811	31.611	56.850	263.4	1:52:15.016
19	2	2:10.455	42.032	31.463	56.960	266.0	1:54:25.471
20	2	2:02.638	36.812	31.049	54.777	268.7	1:56:28.109
21	2	2:02.273	37.565	30.789	53.919	271.4	1:58:30.382
22	2	2:00.881	36.543	30.852	53.486	270.7	2:00:31.263
23	2	2:11.578 B	36.365	30.805	1:04.408	270.0	2:02:42.841
24	2	42:57.646	...	32.100	55.134	259.6	2:45:40.487
25	2	2:00.814	36.172	30.937	53.705	266.7	2:47:41.301
26	2	1:59.589	36.067	30.623	52.899	270.7	2:49:40.890
27	2	1:59.977	36.469	30.682	52.826	270.7	2:51:40.867
28	2	1:59.649	35.814	30.756	53.079	267.3	2:53:40.516
29	2	2:41.136 B	35.926	30.810	1:34.400	266.0	2:56:21.652
30	3	12:07.305	...	31.813	57.160	262.8	3:08:28.957
31	3	2:01.205	36.304	31.043	53.858	266.0	3:10:30.162
32	3	1:59.836	36.091	30.694	53.051	268.0	3:12:29.998
33	3	1:59.177	35.862	30.705	52.610	268.0	3:14:29.175
34	3	2:00.278	35.860	30.650	53.768	268.0	3:16:29.453
35	3	1:59.076	35.776	30.679	52.621	268.0	3:18:28.529
36	3	2:13.210 B	36.033	31.034	1:06.143	267.3	3:20:41.739
37	3	20:15.830	...	32.643	1:00.549	232.8	3:40:57.569
38	3	2:01.973	36.922	31.309	53.742	264.7	3:42:59.542
39	3	2:00.140	36.140	30.786	53.214	266.7	3:44:59.682
40	3	2:00.301	36.149	30.659	53.493	268.7	3:46:59.983
41	3	1:59.836	36.019	30.652	53.165	266.7	3:48:59.819
42	3	2:00.084	36.152	30.668	53.264	266.7	3:50:59.903
43	3	2:11.910 B	36.258	30.678	1:04.974	268.0	3:53:11.813
44	1	5:24.849	3:55.516	31.670	57.663	264.1	3:58:36.662
45	1	2:05.564	37.759	31.349	56.456	267.3	4:00:42.226



FIA WEC

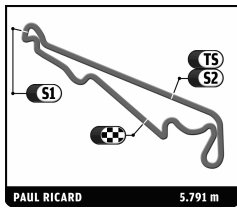
THE PROLOGUE - PAUL RICARD

Friday Morning Session

Sector Analysis

■ Personal Best
 ■ Session Best
 ■ Crossing the finish line in pit lane

Lap	D	Time	Sector 1	Sector 2	Sector 3	T. Spd	Elapsed	Lap	D	Time	Sector 1	Sector 2	Sector 3	T. Spd	Elapsed
1 Audi Sport Team Joest Audi R18 e-tron quattro 1. Lucas DI GRASSI 3. Tom KRISTENSEN LMP1 - H 2. Loïc DUVAL								24	1	1:44.807	31.846	26.851	46.110	299.2	3:24:12.761
1	2	7:27.191 B	5:44.238	33.510	1:09.443	277.6	7:27.191	25	1	1:44.106	32.203	26.923	44.980	299.2	3:25:56.867
2	2	19:52.236	...	27.880	48.417	288.8	27:19.427	26	1	1:44.395	31.364	26.841	46.190	296.7	3:27:41.262
3	2	1:44.934	31.838	27.548	45.548	290.3	29:04.361	27	1	1:44.206	31.628	26.974	45.604	297.5	3:29:25.468
4	2	1:44.722	31.784	27.482	45.456	291.1	30:49.083	28	1	1:53.288 B	32.089	26.843	54.356	300.0	3:31:18.756
5	2	1:45.458	31.924	27.650	45.884	287.2	32:34.541								
6	2	1:56.456 B	31.984	28.502	55.970	286.5	34:30.997								
7	2	59:11.269	...	28.282	46.504	290.3	1:33:42.266								
8	2	1:53.493	34.050	27.675	51.768	289.5	1:35:35.759								
9	2	1:46.809	31.852	28.849	46.108	290.3	1:37:22.568								
10	2	1:44.291	31.699	27.134	45.458	288.8	1:39:06.859								
11	2	1:55.938 B	31.590	27.274	57.074	292.7	1:41:02.797								
12	2	20:33.606	...	27.464	1:13.197	289.5	2:01:36.403								
13	2	1:58.640	33.340	27.162	58.138	290.3	2:03:35.043								
14	2	1:59.292	34.399	28.073	56.820	291.1	2:05:34.335								
15	2	1:52.630	33.487	29.330	49.813	290.3	2:07:26.965								
16	2	1:45.294	32.659	27.039	45.596	291.1	2:09:12.259								
17	2	1:53.918 B	31.492	27.024	55.402	293.5	2:11:06.177								
18	3	1:09:33.458	...	29.552	59.706	243.2	3:20:39.635								
19	3	1:47.246	32.935	27.544	46.767	291.1	3:22:26.881								
20	3	1:45.439	31.868	27.303	46.268	289.5	3:24:12.320								
21	3	1:45.892	31.936	27.323	46.633	291.9	3:25:58.212								
22	3	1:45.671	31.536	27.057	47.078	292.7	3:27:43.883								
23	3	1:44.673	31.564	27.140	45.969	292.7	3:29:28.556								
24	3	1:57.255 B	31.872	29.120	56.263	291.9	3:31:25.811								
25	3	23:56.053	...	27.932	47.691	285.7	3:55:21.864								
26	3	1:44.319	31.625	27.390	45.304	292.7	3:57:06.183								
27	3	1:44.164	31.585	27.363	45.216	291.1	3:58:50.347								
28	3	1:55.884 B	32.508	27.541	55.835	292.7	4:00:46.231								
2 Audi Sport Team Joest Audi R18 e-tron quattro 1. Marcel FÄSSLER 3. Benoit TRÉLUYER LMP1 - H 2. André LOTTERER															
1	1	4:04.661 B	2:21.911	34.777	1:07.973	228.3	4:04.661								
2	1	10:49.323	9:34.575	27.254	47.494	294.3	14:53.984								
3	1	1:46.302	32.207	27.331	46.764	288.8	16:40.286								
4	1	1:46.660	32.314	27.436	46.910	290.3	18:26.946								
5	1	1:45.997	32.163	27.536	46.298	289.5	20:12.943								
6	1	1:49.465	32.383	27.881	49.201	290.3	22:02.408								
7	1	1:59.547 B	33.636	28.537	57.374	286.5	24:01.955								
8	1	1:23:26.843	...	27.794	46.979	291.1	1:47:28.798								
9	1	1:47.091	31.988	28.782	46.321	290.3	1:49:15.889								
10	1	1:45.277	31.831	27.501	45.945	289.5	1:51:01.166								
11	1	1:44.469	31.660	27.281	45.528	292.7	1:52:45.635								
12	1	1:45.288	31.489	28.234	45.565	297.5	1:54:30.923								
13	1	1:44.086	31.887	27.006	45.193	291.1	1:56:15.009								
14	1	1:52.445 B	31.677	26.752	54.016	294.3	1:58:07.454								
15	1	28:00.771	...	27.327	46.313	293.5	2:26:08.225								
16	1	1:42.788	31.319	26.747	44.722	296.7	2:27:51.013								
17	1	1:43.112	31.384	26.816	44.912	298.3	2:29:34.125								
18	1	1:43.749	31.499	26.807	45.443	299.2	2:31:17.874								
19	1	1:43.011	31.467	26.749	44.795	295.9	2:33:00.885								
20	1	1:44.935	33.126	26.921	44.888	295.9	2:34:45.820								
21	1	1:52.558 B	31.633	26.639	54.286	300.8	2:36:38.378								
22	1	44:03.867	...	27.394	49.551	292.7	3:20:42.245								
23	1	1:45.709	33.283	27.059	45.367	294.3	3:22:27.954								
7 Toyota Racing Toyota TS 040 - Hybrid 1. Alexander WURZ 3. Kazuki NAKAJIMA LMP1 - H 2. Stéphane SARRAZIN								24	3	2:16.053 B	42.655	28.282	1:05.116	302.5	2:16.053
2	3	11:36.969	...	27.068	50.109	307.7	13:53.022	25	3	1:52.554	32.895	27.000	52.659	302.5	15:45.576
3	3	1:52.554	32.895	27.000	52.659	302.5	17:45.402	26	3	1:59.826 B	33.642	26.966	59.218	306.8	17:45.402
4	3	1:59.826 B	33.642	26.966	59.218	306.8	40:19.438	27	3	22:34.036	...	26.822	48.073	307.7	40:19.438
5	3	22:34.036	...	26.822	48.073	307.7	42:16.824	28	3	1:57.386 B	32.672	27.362	57.352	304.2	42:16.824
6	3	1:57.386 B	32.672	27.362	57.352	304.2	51:46.417	29	3	9:29.593	8:12.533	28.214	48.846	297.5	51:46.417
7	3	9:29.593	8:12.533	28.214	48.846	297.5	53:42.368	30	3	1:55.951	32.760	28.336	54.855	299.2	53:42.368
8	3	1:55.951	32.760	28.336	54.855	299.2	55:36.160	31	3	1:53.792	33.020	27.273	53.499	299.2	55:36.160
9	3	1:53.792	33.020	27.273	53.499	299.2	57:24.008	32	3	1:47.848	32.962	27.198	47.688	300.0	57:24.008
10	3	1:47.848	32.962	27.198	47.688	300.0	59:31.498	33	3	2:07.490 B	33.619	27.327	1:06.544	302.5	59:31.498
11	3	2:07.490 B	33.619	27.327	1:06.544	302.5	1:17:02.774	34	3	17:31.276	...	26.799	47.912	307.7	1:17:02.774
12	3	17:31.276	...	26.799	47.912	307.7	1:18:52.296	35	3	1:49.522	32.194	26.868	50.460	305.9	1:18:52.296
13	3	1:49.522	32.194	26.868	50.460	305.9	1:20:43.488	36	3	1:51.192	33.538	27.033	50.621	301.7	1:20:43.488
14	3	1:51.192	33.538	27.033	50.621	301.7	1:22:31.408	37	3	1:47.920	32.593	26.925	48.402	305.9	1:22:31.408
15	3	1:47.920	32.593	26.925	48.402	305.9	1:24:19.662	38	3	1:48.254	32.548	26.914	48.792	305.1	1:24:19.662
16	3	1:48.254	32.548	26.914	48.792	305.1	1:26:06.881	39	3	1:47.219	32.450	26.957	47.812	304.2	1:26:06.881
17	3	1:47.219	32.450	26.957	47.812	304.2	1:28:05.988	40	3	1:59.107 B	33.165	27.387	58.555	305.9	1:28:05.988
18	3	1:59.107 B	33.165	27.387	58.555	305.9	1:42:40.544	41	3	14:34.556	...	26.671	47.730	307.7	1:42:40.544
19	3	14:34.556	...	26.671	47.730	307.7	1:44:28.636	42	3	1:48.092	32.747	27.443	47.902	305.1	1:44:28.636
20	3	1:48.092	32.747	27.443	47.902	305.1	1:46:16.509	43	3	1:47.873	32.770	27.047	48.056	305.9	1:46:16.509
21	3	1:47.873	32.770	27.047	48.056	305.9	1:48:03.441	44	3	1:46.932	32.694	26.723	47.515	307.7	1:48:03.441
22	3	1:46.932	32.694	26.723	47.515	307.7	1:49:50.609	45	3	1:47.168	32.733	26.746	47.689	308.6	1:49:50.609
23	3	1:47.168	32.733	26.746	47.689	308.6	1:51:39.407	46	3	1:48.798	33.526	27.725	47.547	308.6	1:51:39.407
24	3	1:48.798	33.526	27.725	47.547	308.6	1:53:35.051	47	3	1:55.644 B	32.644	26.974	56.026	305.1	1:53:35.051
25	3	1:55.644 B	32.644	26.974	56.026	305.1	2:00:57.634	48	3	7:22.583	6:08.934	26.707	46.942	308.6	2:00:57.634
26	3	7:22.583	6:08.934	26.707	46.942	308.6	2:02:45.104	49	3	1:47.470	32.673	26.872	47.925	307.7	2:02:45.104
27	3	1:47.470	32.673	26.872	47.925	307.7	2:04:41.353	28	3	1:56.249 B	32.370	26.764	57.115	307.7	2:04:41.353
28	3	1:56.249 B	32.370	26.764	57.115	307.7	2:13:22.448	29	3	8:41.095	7:28.286	26.568	46.246	308.6	2:13:22.448
29	3	8:41.095	7:28.286	26.568	46.246	308.6	2:15:07.040	30	3	1:44.592	31.733	26.593	46.266	306.8	2:15:07.040
30	3	1:44.592	31.733												



FIA WEC

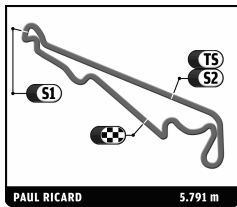
THE PROLOGUE - PAUL RICARD

Friday Morning Session

Sector Analysis

■ Personal Best
 ■ Session Best
 ■ Crossing the finish line in pit lane

Lap	D	Time	Sector 1	Sector 2	Sector 3	T. Spd	Elapsed	Lap	D	Time	Sector 1	Sector 2	Sector 3	T. Spd	Elapsed
50	1	7:30.844	6:15.933	27.037	47.874	301.7	3:37:02.388	45	3	1:55.576 B	31.879	27.386	56.311	295.9	3:09:39.727
51	1	1:45.819	32.085	27.294	46.440	303.4	3:38:48.207	46	2	10:09.103	8:52.948	27.466	48.689	297.5	3:19:48.830
52	1	1:45.883	32.344	26.945	46.594	306.8	3:40:34.090	47	2	1:48.076	33.191	27.409	47.476	298.3	3:21:36.906
53	1	1:45.445	32.391	26.910	46.144	305.9	3:42:19.535	48	2	1:47.623	32.729	27.451	47.443	297.5	3:23:24.529
54	1	1:45.353	32.164	26.967	46.222	305.9	3:44:04.888	49	2	1:49.707	33.573	28.937	47.197	295.9	3:25:14.236
55	1	1:57.266 B	32.226	27.020	58.020	307.7	3:46:02.154	50	2	1:46.930	32.478	27.449	47.003	295.9	3:27:01.166
56	1	8:57.728	7:43.053	26.855	47.820	310.3	3:54:59.882	51	2	1:46.637	32.144	27.470	47.023	298.3	3:28:47.803
57	1	1:45.807	32.267	27.125	46.415	307.7	3:56:45.689	52	2	1:46.637	32.155	27.434	47.048	297.5	3:30:34.440
58	1	1:45.476	32.277	27.093	46.106	308.6	3:58:31.165	53	2	1:55.027 B	31.983	27.388	55.656	295.1	3:32:29.467
59	1	1:44.934	31.918	27.012	46.004	310.3	4:00:16.099	54	2	8:33.936	7:19.633	27.257	47.046	299.2	3:41:03.403
8 Toyota Racing 1. Anthony DAVIDSON 2. Nicolas LAPIERRE 3. Sébastien BUEMI Toyota TS 040 - Hybrid LMP1 - H								55	2	1:45.142	31.802	27.356	45.984	299.2	3:42:48.545
								56	2	1:45.364	31.636	27.429	46.299	297.5	3:44:33.909
1	3	2:28.566 B	49.184	34.270	1:05.112	250.6	2:28.566	57	2	1:45.302	31.707	27.405	46.190	298.3	3:46:19.211
2	3	14:54.533	...	28.186	50.595	292.7	17:23.099	58	2	1:45.107	31.720	27.439	45.948	295.1	3:48:04.318
3	3	1:58.011 B	33.042	27.571	57.398	292.7	19:21.110	59	2	1:45.791	32.174	27.401	46.216	298.3	3:49:50.109
4	3	19:33.027	...	27.715	47.723	295.1	38:54.137	60	2	1:44.828	31.880	27.275	45.673	297.5	3:51:34.937
5	3	1:58.766 B	32.188	27.335	59.243	295.9	40:52.903	61	2	1:45.191	31.855	27.528	45.808	295.9	3:53:20.128
6	3	11:44.350	...	27.552	46.822	293.5	52:37.253	62	2	1:45.352	31.841	27.471	46.400	295.1	3:55:05.480
7	3	1:54.374 B	32.142	27.451	54.781	291.9	54:31.627	63	2	1:55.246 B	31.952	27.392	55.902	298.3	3:57:00.726
8	3	6:47.392	5:33.754	27.267	46.371	295.1	1:01:19.019	12 Rebellion Racing 1. Nicolas PROST 2. Nick HEIDFELD 3. Mathias BECHE Lola B12/60 - Toyota LMP1 - L							
9	3	1:54.358 B	32.578	27.363	54.417	292.7	1:03:13.377								
10	3	4:29.455	3:12.543	27.170	49.742	302.5	1:07:42.832	1	1	8:39.839 B	7:04.534	31.386	1:03.919	283.5	8:39.839
11	3	1:55.110 B	32.283	27.180	55.647	301.7	1:09:37.942	2	1	50:10.027 B	...	29.818	1:04.154	287.2	58:49.866
12	3	8:06.426	6:53.147	27.063	46.216	297.5	1:17:44.368	3	1	44:05.429	...	28.711	48.154	285.0	1:42:55.295
13	3	1:45.751	32.382	27.749	45.620	296.7	1:19:30.119	4	1	1:50.914	34.797	28.109	48.008	288.0	1:44:46.209
14	3	1:45.610	31.720	27.289	46.601	297.5	1:21:15.729	5	1	1:49.795	33.184	28.032	48.579	286.5	1:46:36.004
15	3	1:44.884	31.941	27.291	45.652	294.3	1:23:00.613	6	1	1:47.367	32.359	27.995	47.013	287.2	1:48:23.371
16	3	1:44.832	31.866	27.304	45.662	296.7	1:24:45.445	7	1	2:00.085 B	32.458	28.374	59.253	288.8	1:50:23.456
17	3	1:44.858	31.704	27.364	45.790	295.1	1:26:30.303	8	1	25:21.745	...	28.186	47.159	285.7	2:15:45.201
18	3	1:56.895 B	32.157	27.778	56.960	297.5	1:28:27.198	9	1	1:51.464	32.682	29.433	49.349	283.5	2:17:36.665
19	3	9:11.199	7:57.268	27.546	46.385	295.1	1:37:38.397	10	1	1:47.180	32.257	28.087	46.836	285.7	2:19:23.845
20	3	1:45.883	32.031	27.736	46.116	290.3	1:39:24.280	11	1	1:47.795	31.957	27.957	47.881	290.3	2:21:11.640
21	3	1:46.007	31.878	27.640	46.489	291.1	1:41:10.287	12	1	1:49.082	33.154	29.061	46.867	287.2	2:23:00.722
22	3	1:45.542	32.091	27.528	45.923	293.5	1:42:55.829	13	1	1:48.560	32.240	27.921	48.399	288.0	2:24:49.282
23	3	1:56.209 B	33.280	27.591	55.338	295.1	1:44:52.038	14	1	1:46.669	31.888	27.900	46.881	288.0	2:26:35.951
24	3	17:46.546	...	27.548	46.475	294.3	2:02:38.584	15	1	2:10.837 B	34.175	37.533	59.129	249.4	2:28:46.788
25	3	1:46.156	32.223	27.546	46.387	291.9	2:04:24.740	16	1	47:53.933	...	28.440	47.235	282.0	3:16:40.721
26	3	1:46.228	32.358	27.568	46.302	292.7	2:06:10.968	17	1	1:47.866	32.173	27.892	47.801	290.3	3:18:28.587
27	3	1:46.050	32.231	27.439	46.380	291.9	2:07:57.018	18	1	1:50.672	34.667	28.032	47.973	286.5	3:20:19.259
28	3	1:56.844 B	32.954	28.027	55.863	295.1	2:09:53.862	19	1	1:46.887	32.217	28.022	46.648	288.0	3:22:06.146
29	3	10:36.449 B	9:11.365	27.704	57.380	294.3	2:20:30.311	20	1	1:46.338	32.031	27.931	46.376	288.0	3:23:52.484
30	3	6:50.767	5:35.458	27.806	47.503	294.3	2:27:21.078	21	1	1:49.774	32.449	28.083	49.242	288.0	3:25:42.258
31	3	2:00.546 B	34.405	27.998	58.143	291.9	2:29:21.624	22	1	1:45.965	31.859	27.816	46.290	289.5	3:27:28.223
32	3	9:21.079	8:06.721	27.790	46.568	292.7	2:38:42.703	23	1	2:10.055 B	36.160	34.695	59.200	281.2	3:29:38.278
33	3	1:47.382	33.440	27.926	46.016	293.5	2:40:30.085	24	2	12:20.565	...	30.418	51.414	259.0	3:41:58.843
34	3	1:45.814	32.103	27.531	46.180	295.1	2:42:15.899	25	2	1:50.239	33.997	28.381	47.861	287.2	3:43:49.082
35	3	1:45.217	32.119	27.425	45.673	295.9	2:44:01.116	26	2	1:53.218	32.715	28.015	52.488	288.0	3:45:42.300
36	3	1:45.702	32.428	27.404	45.870	294.3	2:45:46.818	27	2	1:51.094	33.467	28.762	48.865	287.2	3:47:33.394
37	3	1:54.207 B	32.169	27.511	54.527	293.5	2:47:41.025	28	2	1:47.254	32.664	27.995	46.595	287.2	3:49:20.648
38	3	9:27.767	8:14.399	27.444	45.924	294.3	2:57:08.792	29	2	1:52.951	32.505	27.912	52.534	288.8	3:51:13.599
39	3	1:45.569	31.972	27.678	45.919	290.3	2:58:54.361	30	2	1:47.684	32.175	28.003	47.506	288.8	3:53:01.283
40	3	1:46.361	32.594	27.490	46.277	296.7	3:00:40.722	31	2	1:46.651	31.923	27.746	46.982	287.2	3:54:47.934
41	3	1:45.987	32.231	27.389	46.367	298.3	3:02:26.709	32	2	1:45.590	31.778	27.809	46.003	287.2	3:56:33.524
42	3	1:46.641	32.033	27.491	47.117	296.7	3:04:13.350	33	2	1:45.551	31.637	27.759	46.155	288.0	3:58:19.075
43	3	1:45.979	32.113	27.524	46.342	295.9	3:05:59.329	34	2	1:45.614	31.806	27.715	46.093	287.2	4:00:04.689
44	3	1:44.822	31.816	27.294	45.712	297.5	3:07:44.151								



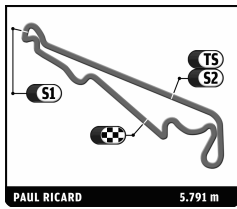
FIA WEC

THE PROLOGUE - PAUL RICARD

Friday Morning Session

Sector Analysis

											Personal Best		Session Best		B Crossing the finish line in pit lane					
Lap	D	Time	Sector 1	Sector 2	Sector 3	T. Spd	Elapsed	Lap	D	Time	Sector 1	Sector 2	Sector 3	T. Spd	Elapsed					
13		Rebellion Racing		3.Fabio LEMER		Lola B12/60 - Toyota LMP1 - L														
		1.Dominik KRAIHAMER																		
		2.Andrea BELICCHI																		
1	2	11:57.688	B	...	31.572	1:12.076	279.8	11:57.688	24	2	1:44.869	32.032	25.704	47.133	312.1	1:17:15.733				
2	2	1:00:53.240	29.403	52.336	280.5	1:12:50.928	25	2	1:46.677	33.983	25.751	46.943	309.5	1:19:02.410				
3	2	1:51.602	34.549	28.278	48.775	282.0	1:14:42.530	26	2	8:52.228	B	31.898	25.678	7:54.652	312.1	1:27:54.638				
4	2	1:48.847	32.779	28.123	47.945	281.2	1:16:31.377	27	2	2:04.836	51.506	25.987	47.343	311.2	1:29:59.474					
5	2	2:18.143	B	35.560	38.870	1:03.713	274.1	1:18:49.520	28	2	1:45.514	31.999	25.867	47.648	315.8	1:31:44.988				
6	2	23:41.567	29.364	50.169	279.1	1:42:31.087	29	2	1:44.675	31.890	25.797	46.988	312.1	1:33:29.663				
7	2	2:02.748	B	34.343	28.314	1:00.091	282.0	1:44:33.835	30	2	1:45.494	32.557	25.924	47.013	309.5	1:35:15.157				
8	2	23:57.622	30.653	49.328	279.1	2:08:31.457	31	2	1:44.827	32.158	25.818	46.851	312.1	1:36:59.984				
9	2	1:48.880	32.790	28.345	47.745	280.5	2:10:20.337	32	2	8:15.004	B	34.040	25.984	7:14.980	310.3	1:45:14.988				
10	2	1:48.743	32.702	28.379	47.662	282.0	2:12:09.080	33	2	2:03.682	49.533	25.954	48.195	308.6	1:47:18.670					
11	2	1:48.586	32.607	28.392	47.587	281.2	2:13:57.666	34	2	1:44.963	32.147	25.875	46.941	309.5	1:49:03.633					
12	2	1:58.833	B	32.978	28.277	57.578	282.7	2:15:56.499	35	2	1:47.468	32.195	25.874	49.399	317.6	1:50:51.101				
13	2	20:37.807	35.029	56.963	272.7	2:36:34.306	36	2	1:45.824	32.012	25.826	47.986	317.6	1:52:36.925				
14	2	2:13.709	B	35.319	35.033	1:03.357	271.4	2:38:48.015	37	2	1:45.848	33.028	25.795	47.025	317.6	1:54:22.773				
15	2	37:34.015	28.877	49.059	279.1	3:16:22.030	38	2	9:27.833	B	32.629	25.954	8:29.250	316.7	2:03:50.606			
16	2	1:51.594	33.221	29.423	48.950	280.5	3:18:13.624	39	1	2:03.522	49.130	26.155	48.237	314.0	2:05:54.128					
17	2	1:48.976	33.132	28.466	47.378	282.0	3:20:02.600	40	1	1:46.591	32.556	25.905	48.130	315.8	2:07:40.719					
18	2	1:47.905	32.616	28.336	46.953	282.7	3:21:50.505	41	1	1:45.791	31.993	25.857	47.941	315.8	2:09:26.510					
19	2	1:49.795	32.565	28.180	49.050	284.2	3:23:40.300	42	1	1:45.066	31.998	25.879	47.189	314.9	2:11:11.576					
20	2	1:48.884	32.411	28.326	48.147	283.5	3:25:29.184	43	1	1:44.897	31.831	25.825	47.241	316.7	2:12:56.473					
21	2	1:48.497	32.491	28.540	47.466	282.0	3:27:17.681	44	1	1:47.603	31.974	28.291	47.338	311.2	2:14:44.076					
22	2	1:49.948	34.093	28.578	47.277	282.0	3:29:07.629													
23	2	2:03.601	B	32.613	28.289	1:02.699	282.7	3:31:11.230												
24	2	22:27.034	29.549	47.496	279.8	3:53:38.264												
25	2	1:48.956	32.693	28.388	47.875	283.5	3:55:27.220													
26	2	1:48.073	32.614	28.384	47.075	282.7	3:57:15.293													
27	2	1:47.424	32.196	28.382	46.846	283.5	3:59:02.717													
28	2	1:50.678	34.528	28.630	47.520	282.0	4:00:53.395													
14		Porsche Team		3.Marc LIEB		Porsche 919 Hybrid LMP1 - H														
		1.Romain DUMAS																		
		2.Neel JANI																		
1	1	10:52.239	B	1:17.960	32.067	9:02.212	243.2	10:52.239	24	2	10:10.870	B	1:11.036	28.541	8:31.293	284.2	10:10.870			
2	2	2:05.743	51.068	25.966	48.709	314.0	12:57.982	25	2	2:11.984	52.390	29.602	49.992	242.7	12:22.854					
3	2	1:44.533	32.204	25.611	46.718	316.7	14:42.515	26	2	1:43.824	31.735	25.504	46.585	315.8	14:06.678					
4	2	1:44.405	31.852	25.649	46.904	310.3	16:26.920	27	2	1:46.138	32.613	25.976	47.549	314.9	15:52.816					
5	2	1:44.400	31.795	25.703	46.902	313.0	18:11.320	28	2	1:44.131	31.880	25.512	46.739	312.1	17:36.947					
6	2	1:46.141	32.185	26.089	47.867	316.7	19:57.461	29	2	1:43.970	31.549	25.719	46.702	314.9	19:20.917					
7	2	1:44.953	31.988	25.675	47.290	312.1	21:42.414	30	2	1:43.381	31.693	25.847	46.841	314.9	21:05.298					
8	2	12:07.190	B	32.135	26.760	...	314.9	33:49.604	31	2	10:52.145	B	32.269	25.766	9:54.110	314.9	31:57.443			
9	2	2:07.828	50.556	26.565	50.707	310.3	35:57.432	32	2	2:06.637	51.807	25.739	49.091	311.2	34:04.080					
10	2	1:42.912	31.400	25.464	46.048	314.0	37:40.344	33	2	1:44.167	32.244	25.663	46.260	307.7	35:48.247					
11	2	1:47.252	31.393	25.858	50.001	311.2	39:27.596	34	2	1:45.952	32.900	25.698	47.354	310.3	37:34.199					
12	2	1:45.269	31.349	26.067	47.853	313.0	41:12.865	35	2	1:43.583	31.553	25.560	46.470	311.2	39:17.782					
13	2	1:43.440	31.414	25.652	46.374	307.7	42:56.305	36	2	1:45.264	31.837	26.077	47.350	310.3	41:03.046					
14	2	9:00.999	B	32.042	25.794	8:03.163	310.3	51:57.304	37	2	1:43.415	31.393	25.488	46.534	315.8	42:46.461				
15	2	2:13.785	59.511	25.931	48.343	313.0	54:11.089	38	2	9:47.479	B	31.844	25.506	8:50.129	314.0	52:33.940				
16	2	1:44.872	31.750	25.973	47.149	313.0	55:55.961	39	2	2:04.772	51.430	25.831	47.511	306.8	54:38.712					
17	2	1:45.141	31.687	26.031	47.423	313.0	57:41.102	40	2	1:44.929	32.107	25.760	47.062	311.2	56:23.641					
18	2	1:45.931	32.417	26.726	46.788	310.3	59:27.033	41	2	1:43.681	31.595	25.576	46.510	309.5	58:07.322					
19	2	1:44.551	31.973	25.768	46.810	314.9	1:01:11.584	42	2	1:44.910	32.811	25.581	46.518	314.0	59:52.232					
20	2	8:46.829	B	31.585	25.661	7:49.583	315.8	1:09:58.413	43	2	1:44.106	31.537	25.517	47.052	316.7	1:01:36.338				
21	2	2:02.633	49.375	25.971	47.287	310.3	1:12:01.046	44	2	1:43.260	31.452	25.501	46.307	308.6	1:03:19.598					
22	2	1:44.814	32.065	25.800	46.949	314.0	1:13:45.860	45	2	8:39.550	B	31.960	35.829	7:31.761	201.1	1:11:59.148				
23	2	1:45.004	31.846	25.714	47.444	314.0	1:15:30.864	46	2	6:16.474	B	50.009	26.017	5:00.448	311.2	1:18:15.622				
								47	2	2:16.847	56.611	32.211	48.025	305.9	1:20:32.469					
								48	2	1:45.386	32.495	25.799	47.092	313.0	1:22:17.855					
								49	2	1:44.210	31.839	25.723	46.648	312.1	1:24:02.065					
								50	2	1:47.070	31.863	27.544	47.663	314.9	1:25:49.135					
								51	2	1:45.940	31.993	25.698	48.249	313.0	1:27:35.075					
								52	2	15:01.824	B	32.087	35.785	...	244.9	1:42:36.899				
								53	2	2:14.589	1:00.603	26.656	47.330	313.0	1:44:51.488					
								54	2	1:48.843	33.017	28.088	47.738	306.8	1:46:40.331					
								55	2	1:45.892	32.349	25.727	47.816	314.0	1:48:26.223					
								56	2	1:44.365	31.683	25.871	46.811	314.9	1:50:10.588					



FIA WEC
THE PROLOGUE - PAUL RICARD
Friday Morning Session

Sector Analysis

Personal Best Session Best B Crossing the finish line in pit lane

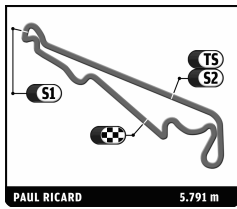
Lap	D	Time	Sector 1	Sector 2	Sector 3	T. Spd	Elapsed	Lap	D	Time	Sector 1	Sector 2	Sector 3	T. Spd	Elapsed
34	2	1:43.843	31.625	25.637	46.581	313.0	1:51:54.431	32	1	1:51.944	33.745	29.268	48.931	270.7	3:24:25.910
35	2	1:45.931	32.098	25.543	48.290	312.1	1:53:40.362	33	1	1:52.093	34.026	29.304	48.763	270.7	3:26:18.003
36	2	10:03.092 B	31.725	25.687	9:05.680	309.5	2:03:43.454	34	1	1:50.939	33.808	29.005	48.126	271.4	3:28:08.942
37	1	2:04.335	50.681	26.061	47.593	312.1	2:05:47.789	35	1	1:50.890	33.633	29.080	48.177	271.4	3:29:59.832
38	1	1:44.399	32.085	25.799	46.515	313.0	2:07:32.188	36	1	2:03.184 B	36.093	29.717	57.374	270.0	3:32:03.016
39	1	1:44.359	31.864	25.525	46.970	312.1	2:09:16.547	37	1	8:13.119	6:55.498	29.453	48.168	270.0	3:40:16.135
40	1	1:43.848	31.705	25.609	46.534	312.1	2:11:00.395	38	1	1:50.770	33.671	29.297	47.802	271.4	3:42:06.905
41	1	1:46.084	31.820	27.350	46.914	314.9	2:12:46.479	39	1	1:50.840	33.450	29.087	48.303	272.0	3:43:57.745
42	1	1:43.946	32.181	25.580	46.185	315.8	2:14:30.425	40	1	2:03.527 B	33.613	28.986	1:00.928	272.0	3:46:01.272
43	1	12:37.614 B	32.362	25.648	...	313.0	2:27:08.039	41	1	4:08.143	2:50.698	29.199	48.246	271.4	3:50:09.415
44	1	2:02.969	49.690	26.056	47.223	312.1	2:29:11.008	42	1	1:52.346	34.085	29.358	48.903	273.4	3:52:01.761
45	1	1:44.194	31.890	25.581	46.723	314.0	2:30:55.202	43	1	1:50.462	33.424	29.170	47.868	272.0	3:53:52.223
46	1	1:43.651	31.792	25.549	46.310	312.1	2:32:38.853	44	1	1:51.567	33.645	29.037	48.885	273.4	3:55:43.790
47	1	1:43.792	31.867	25.607	46.318	314.0	2:34:22.645	45	1	1:50.483	33.459	29.031	47.993	272.7	3:57:34.273
48	1	1:44.353	31.910	25.602	46.841	317.6	2:36:06.998	46	1	2:40.096 B	1:05.433	31.603	1:03.060	260.2	4:00:14.369
49	1	1:44.735	31.586	25.353	47.796	326.3	2:37:51.733								
50	1	1:11:58.012 B	33.336	24.915	...	328.3	3:49:49.745								
51	1	2:07.298	53.413	26.189	47.696	311.2	3:51:57.043								
52	1	1:44.963	31.908	25.897	47.158	315.8	3:53:42.006								
53	1	1:43.908	31.830	25.580	46.498	315.8	3:55:25.914								
54	1	1:45.245	32.990	25.837	46.418	312.1	3:57:11.159								
55	1	1:44.981	31.669	25.692	47.620	316.7	3:58:56.140								
56	1	1:43.624	31.658	25.547	46.419	317.6	4:00:39.764								

Lap	D	Time	Sector 1	Sector 2	Sector 3	T. Spd	Elapsed
22	1	1:46:32.588 B	...	31.785	1:02.207	257.8	1:46:32.588
2	2	5:20.146	4:00.399	29.682	50.065	268.7	1:51:52.734
3	2	1:52.991	34.247	29.207	49.537	272.0	1:53:45.725
4	2	1:51.613	34.009	29.235	48.369	270.7	1:55:37.338
5	2	1:50.499	33.357	29.156	47.986	270.7	1:57:27.837
6	2	1:50.209	33.401	29.199	47.609	271.4	1:59:18.046
7	2	1:59.697 B	33.217	28.970	57.510	271.4	2:01:17.743
8	2	8:29.588	7:11.633	29.621	48.334	273.4	2:09:47.331
9	2	1:52.346	34.079	29.134	49.133	271.4	2:11:39.677
10	2	1:50.337	33.573	29.133	47.631	271.4	2:13:30.014
11	2	1:49.284	33.099	29.078	47.107	272.0	2:15:19.298
12	2	1:49.325	32.939	28.972	47.414	272.0	2:17:08.623
13	2	1:59.041 B	33.329	28.754	56.958	276.9	2:19:07.664
14	1	13:01.941	...	30.536	51.046	268.7	2:32:09.605
15	1	1:55.067	35.763	29.499	49.805	270.7	2:34:04.672
16	1	1:53.469	34.897	29.378	49.194	270.0	2:35:58.141
17	1	1:54.695	35.250	29.245	50.200	271.4	2:37:52.836
18	1	1:52.359	34.156	29.250	48.953	271.4	2:39:45.195
19	1	2:07.038 B	34.950	31.077	1:01.011	268.0	2:41:52.233
20	1	7:24.420	6:05.028	29.510	49.882	270.7	2:49:16.653
21	1	1:52.399	34.548	29.269	48.582	269.3	2:51:09.052
22	1	1:52.425	34.244	29.168	49.013	270.7	2:53:01.477
23	1	1:52.098	34.384	29.034	48.680	272.7	2:54:53.575
24	1	1:53.890	35.353	29.303	49.234	271.4	2:56:47.465
25	1	1:52.143	34.157	29.135	48.851	270.7	2:58:39.608
26	1	1:52.638	34.262	29.117	49.259	272.0	3:00:32.246
27	1	2:10.108 B	38.319	29.835	1:01.954	270.7	3:02:42.354
28	1	14:16.099	...	29.704	49.007	270.0	3:16:58.453
29	1	1:50.999	33.751	29.016	48.232	272.0	3:18:49.452
30	1	1:51.279	33.955	29.023	48.301	272.0	3:20:40.731
31	1	1:53.235	35.733	29.271	48.231	271.4	3:22:33.966

Lap	D	Time	Sector 1	Sector 2	Sector 3	T. Spd	Elapsed
26	1	2:17:12.959 B	...	30.404	1:04.310	274.8	2:17:12.959
2	3	55:47.005 B	...	31.530	1:04.615	272.0	3:12:59.964
3	1	21:23.156 B	...	30.246	1:01.925	272.0	3:34:23.120

Lap	D	Time	Sector 1	Sector 2	Sector 3	T. Spd	Elapsed
27	1	24:08.148 B	...	31.214	5:50.286	271.4	24:08.148
2	2	2:16.765	54.781	30.304	51.680	270.7	26:24.913
3	2	1:54.803	35.217	29.461	50.125	272.0	28:19.716
4	2	1:54.661	34.931	29.728	50.002	274.1	30:14.377
5	2	1:52.331	34.147	29.082	49.102	276.9	32:06.708
6	2	33:18.459 B	34.234	29.276	...	276.2	1:05:25.167
7	1	2:19.716	55.114	30.866	53.736	273.4	1:07:44.883
8	1	1:56.513	35.768	29.548	51.197	274.1	1:09:41.396
9	1	1:56.741	35.646	29.419	51.676	275.5	1:11:38.137
10	1	1:55.344	35.482	29.473	50.389	275.5	1:13:33.481
11	1	1:55.641	35.365	29.423	50.853	274.1	1:15:29.122
12	1	1:21:17.417 B	35.362	29.325	...	274.8	2:36:46.539
13	2	2:11.678	51.499	29.365	50.814	274.1	2:38:58.217
14	2	1:50.972	33.703	29.004	48.265	274.1	2:40:49.189
15	2	1:52.689	33.321	29.072	50.296	276.2	2:42:41.878
16	2	1:50.634	33.581	28.941	48.112	275.5	2:44:32.512
17	2	8:05.872 B	33.622	29.088	7:03.162	275.5	2:52:38.384
18	2	2:09.101	50.399	28.995	49.707	275.5	2:54:47.485
19	2	1:51.051	33.579	29.075	48.397	274.8	2:56:38.536
20	2	6:28.445 B	34.602	29.043	5:24.800	274.8	3:03:06.981
21	2	2:22.159	58.787	30.842	52.530	274.8	3:05:29.140
22	2	1:53.351	34.415	29.242	49.694	276.2	3:07:22.491
23	2	1:52.838	33.952	29.252	49.634	276.2	3:09:15.329
24	2	1:52.565	33.740	29.303	49.522	276.9	3:11:07.894
25	2	1:52.300	33.910	29.168	49.222	276.2	3:13:00.194
26	2	1:52.122	34.007	29.161	48.954	276.9	3:14:52.316
27	2	1:52.175	33.956	29.025	49.194	278.4	3:16:44.491
28	2	1:52.028	33.812	29.060	49.156	277.6	3:18:36.519

Lap	D	Time	Sector 1	Sector 2	Sector 3	T. Spd	Elapsed
37	1	46:33.760 B	...	35.223	6:09.333	255.9	46:33.760



FIA WEC

THE PROLOGUE - PAUL RICARD

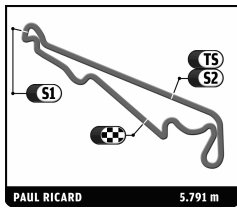
Friday Morning Session

Sector Analysis

								■ Personal Best ■ Session Best ■ Crossing the finish line in pit lane							
Lap	D	Time	Sector 1	Sector 2	Sector 3	T. Spd	Elapsed	Lap	D	Time	Sector 1	Sector 2	Sector 3	T. Spd	Elapsed
2	1	2:13.152	53.061	29.700	50.391	273.4	48:46.912	24	3	2:04.794 B	35.019	29.501	1:00.274	266.7	2:54:41.445
3	1	2:08.502	47.155	30.019	51.328	274.1	50:55.414	25	3	15:16.526	...	29.794	50.108	266.0	3:09:57.971
4	1	1:54.002	34.345	29.364	50.293	274.1	52:49.416	26	3	1:52.408	33.943	29.371	49.094	266.7	3:11:50.379
5	1	1:52.932	34.095	29.257	49.580	274.8	54:42.348	27	3	1:54.392	34.126	29.372	50.894	267.3	3:13:44.771
6	1	1:53.325	34.075	29.077	50.173	275.5	56:35.673	28	3	1:52.410	34.290	29.279	48.841	269.3	3:15:37.181
7	1	38:32.064 B	34.392	29.674	...	274.8	1:35:07.737	29	3	1:54.266	34.360	29.293	50.613	268.7	3:17:31.447
8	1	2:24.450	57.349	33.797	53.304	274.1	1:37:32.187	30	3	1:55.163	33.922	29.243	51.998	268.0	3:19:26.610
9	1	2:00.328	33.870	29.062	57.396	275.5	1:39:32.515	31	3	1:52.797	33.931	29.261	49.605	268.7	3:21:19.407
10	1	1:51.359	33.655	29.124	48.580	275.5	1:41:23.874	32	3	1:52.546	34.053	29.661	48.832	268.0	3:23:11.953
11	1	1:50.781	33.297	29.244	48.240	276.2	1:43:14.655	33	3	1:52.064	33.872	29.235	48.957	268.0	3:25:04.017
12	1	1:50.943	33.213	29.078	48.652	277.6	1:45:05.598	34	3	2:02.697 B	34.048	29.175	59.474	269.3	3:27:06.714
13	1	1:50.945	33.215	29.329	48.401	277.6	1:46:56.543								
14	1	28:37.343 B	33.476	28.971	...	281.2	2:15:33.886								
15	3	2:32.487	55.487	31.130	1:05.870	273.4	2:18:06.373								
16	3	2:26.076	45.418	30.579	1:10.079	273.4	2:20:32.449								
17	3	1:57.156	35.303	29.982	51.871	274.8	2:22:29.605								
18	3	1:55.105	34.716	29.722	50.667	275.5	2:24:24.710								
19	3	1:55.348	34.473	29.522	51.353	276.2	2:26:20.058								
20	3	1:55.427	35.139	29.892	50.396	276.2	2:28:15.485								
21	3	1:54.051	34.616	29.627	49.808	276.9	2:30:09.536								
22	3	1:56.564	34.419	29.646	52.499	277.6	2:32:06.100								
23	3	1:54.993	34.497	29.745	50.751	276.2	2:34:01.093								
24	3	1:54.049	34.206	29.389	50.454	276.9	2:35:55.142								
25	3	8:26.505 B	34.294	29.349	7:22.862	276.2	2:44:21.647								
26	2	2:17.328	54.864	30.081	52.383	275.5	2:46:38.975								
27	2	1:55.675	35.277	29.526	50.872	276.2	2:48:34.650								
28	2	1:54.501	34.585	29.332	50.584	276.2	2:50:29.151								
29	2	1:54.371	34.606	29.190	50.575	277.6	2:52:23.522								
30	2	1:53.501	34.179	29.202	50.120	275.5	2:54:17.023								
31	2	1:53.865	34.489	29.235	50.141	276.9	2:56:10.888								
32	2	1:53.575	34.456	29.076	50.043	276.2	2:58:04.463								

52		RAM Racing	3. James ROSSITER		Ferrari F458 Italia		
		1. Matt GRIFFIN			LMGTE Pro		
		2. Alvaro PARENTE					
1	1	23:40.287	...	31.932	54.934	266.7	23:40.287
2	1	2:03.101	38.665	31.205	53.231	267.3	25:43.388
3	1	2:00.884	36.582	31.398	52.904	268.0	27:44.272
4	1	1:59.624	36.048	30.620	52.956	269.3	29:43.896
5	1	1:59.536	36.033	30.629	52.874	269.3	31:43.432
6	1	2:11.507 B	37.264	31.850	1:02.393	267.3	33:54.939
7	1	11:47.429	...	31.146	54.013	268.0	45:42.368
8	1	2:01.100	36.970	31.118	53.012	265.4	47:43.468
9	1	2:00.004	36.301	30.805	52.898	266.7	49:43.472
10	1	1:59.379	35.895	30.736	52.748	266.7	51:42.851
11	1	1:59.600	35.832	31.110	52.658	268.7	53:42.451
12	1	2:10.929 B	35.954	30.545	1:04.430	269.3	55:53.380
13	1	6:31.230	5:06.475	31.228	53.527	266.0	1:02:24.610
14	1	1:59.339	35.985	30.710	52.644	268.0	1:04:23.949
15	1	1:59.826	35.820	30.774	53.232	268.7	1:06:23.775
16	1	1:58.987	35.624	30.680	52.683	268.7	1:08:22.762
17	1	2:07.885 B	35.690	30.777	1:01.418	268.7	1:10:30.647
18	2	4:40.767	3:15.158	31.180	54.429	267.3	1:15:11.414
19	2	2:03.656	38.428	30.767	54.461	270.0	1:17:15.070
20	2	2:01.987	37.347	30.777	53.863	268.7	1:19:17.057
21	2	2:00.416	36.274	30.790	53.352	266.7	1:21:17.473
22	2	2:00.291	35.979	30.707	53.605	267.3	1:23:17.764
23	2	1:59.608	35.725	30.730	53.153	268.0	1:25:17.372
24	2	2:00.197	35.924	30.769	53.504	267.3	1:27:17.569
25	2	2:00.296	36.658	30.686	52.952	268.0	1:29:17.865
26	2	2:09.092 B	35.967	30.706	1:02.419	268.7	1:31:26.957
27	2	7:12.098	5:47.099	31.300	53.699	266.7	1:38:39.055
28	2	2:00.831	36.132	30.816	53.883	268.0	1:40:39.886
29	2	2:00.619	36.464	30.773	53.382	268.7	1:42:40.505
30	2	1:59.935	36.106	30.731	53.098	268.0	1:44:40.440
31	2	2:00.299	35.937	30.655	53.077	268.7	1:46:40.739
32	2	1:59.336	35.925	30.601	52.810	269.3	1:48:40.075
33	2	1:59.577	35.945	30.690	52.942	268.7	1:50:39.652
34	2	2:00.265	35.896	30.690	53.679	268.7	1:52:39.917
35	2	2:00.695	36.361	30.685	53.649	271.4	1:54:40.612
36	2	2:00.213	36.118	30.757	53.338	268.0	1:56:40.825
37	2	2:00.025	35.916	30.753	53.356	268.7	1:58:40.850
38	2	2:07.888 B	36.117	30.806	1:00.965	268.7	2:00:48.738
39	3	7:50.582	6:21.685	32.610	56.287	268.0	2:08:39.320
40	3	2:05.953	37.527	32.390	56.036	257.1	2:10:45.273
41	3	2:04.132	37.480	31.205	55.447	268.0	2:12:49.405
42	3	2:05.803	37.752	32.682	55.369	266.7	2:14:55.208
43	3	2:04.396	37.336	31.637	55.423	267.3	2:16:59.604

47		KCMG	3. Tsugio MATSUDA		Oreca 03 - Nissan		
		1. Matthew HOWSON			LMP2		
		2. Richard BRADLEY					
1	2	1:12:56.793	...	34.136	1:00.727	260.9	1:12:56.793
2	2	1:58.588	36.924	30.949	50.715	264.7	1:14:55.381
3	2	1:54.749	35.144	29.835	49.770	266.0	1:16:50.130
4	2	1:52.167	33.599	29.562	49.006	266.0	1:18:42.297
5	2	2:05.466 B	35.226	29.996	1:00.244	265.4	1:20:47.763
6	2	11:27.713	...	30.043	49.834	265.4	1:32:15.476
7	2	1:53.007	33.755	29.447	49.805	266.7	1:34:08.483
8	2	1:51.620	33.524	29.508	48.588	267.3	1:36:00.103
9	2	1:51.431	33.613	29.537	48.281	268.0	1:37:51.534
10	2	1:51.597	33.499	29.438	48.660	267.3	1:39:43.131
11	2	1:51.551	33.380	29.281	48.890	267.3	1:41:34.682
12	2	2:00.638 B	33.873	29.496	57.269	268.0	1:43:35.320
13	1	35:29.613	...	30.393	54.578	267.3	2:19:04.933
14	1	1:56.787	36.190	29.533	51.064	266.7	2:21:01.720
15	1	1:54.875	35.175	29.349	50.351	268.0	2:22:56.595
16	1	1:54.145	34.551	29.365	50.229	268.0	2:24:50.740
17	1	1:52.387	34.027	29.336	49.024	268.7	2:26:43.127
18	1	1:52.406	34.002	29.378	49.026	269.3	2:28:35.533
19	1	1:53.205	34.272	30.122	48.811	270.0	2:30:28.738
20	1	1:53.232	35.124	29.255	48.853	270.7	2:32:21.970
21	1	1:52.527	34.525	29.372	48.630	269.3	2:34:14.497
22	1	2:02.174 B	34.030	29.295	58.849	268.7	2:36:16.671
23	3	16:19.980	...	30.291	51.216	259.6	2:52:36.651



FIA WEC

THE PROLOGUE - PAUL RICARD

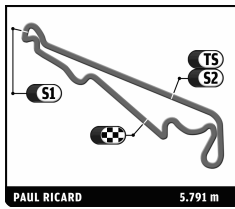
Friday Morning Session

Sector Analysis

Personal Best							Session Best							B Crossing the finish line in pit lane						
Lap	D	Time	Sector 1	Sector 2	Sector 3	T. Spd	Elapsed	Lap	D	Time	Sector 1	Sector 2	Sector 3	T. Spd	Elapsed					
36	1	7:51.594B	36.735	30.856	6:44.003	268.7	2:20:33.990	22	3	1:59.612	35.963	30.753	52.896	268.0	1:52:03.225					
37	3	2:24.526	55.667	31.311	57.548	267.3	2:22:58.516	23	3	1:58.937	35.793	30.665	52.479	268.0	1:54:02.162					
38	3	2:01.312	36.471	30.922	53.919	268.7	2:24:59.828	24	3	3:13.217B	37.749	30.950	2:04.518	267.3	1:57:15.379					
39	3	2:00.321	35.910	30.795	53.616	270.0	2:27:00.149	25	1	2:18.932	54.079	31.103	53.750	267.3	1:59:34.311					
40	3	2:00.402	35.914	30.838	53.650	269.3	2:29:00.551	26	1	2:00.747	36.401	30.820	53.526	266.7	2:01:35.058					
41	3	1:59.416	35.736	30.650	53.030	270.0	2:30:59.967	27	1	2:00.434	36.255	30.822	53.357	266.7	2:03:35.492					
42	3	1:59.226	35.681	30.748	52.797	270.7	2:32:59.193	28	1	5:40.928B	37.573	30.964	4:32.391	267.3	2:09:16.420					
43	3	1:59.850	36.345	30.497	53.008	272.0	2:34:59.043	29	1	2:22.644	57.541	30.925	54.178	268.0	2:11:39.064					
44	3	1:59.463	35.865	30.681	52.917	269.3	2:36:58.506	30	1	2:00.123	36.167	30.800	53.156	267.3	2:13:39.187					
45	3	9:05.467B	36.148	30.901	7:58.418	268.7	2:46:03.973	31	1	1:59.786	36.003	30.623	53.160	268.7	2:15:38.973					
46	2	2:20.306	54.533	31.343	54.430	266.7	2:48:24.279	32	1	2:00.153	35.705	30.707	53.741	268.0	2:17:39.126					
47	2	1:59.702	35.802	30.871	53.029	267.3	2:50:23.981	33	1	1:59.569	35.872	30.674	53.023	268.0	2:19:38.695					
48	2	1:59.326	35.652	30.800	52.874	269.3	2:52:23.307	34	1	1:59.260	35.796	30.654	52.810	267.3	2:21:37.955					
49	2	2:00.301	36.575	30.907	52.819	268.7	2:54:23.608	35	1	1:59.396	35.786	30.713	52.897	268.0	2:23:37.351					
50	2	1:59.315	35.791	30.779	52.745	268.7	2:56:22.923	36	1	52:52.850B	36.083	30.795	...	268.0	3:16:30.201					
51	2	1:59.240	35.747	30.739	52.754	268.7	2:58:22.163	37	1	2:21.151	54.539	31.609	55.003	264.1	3:18:51.352					
52	2	1:59.023	35.500	30.796	52.727	269.3	3:00:21.186	38	1	2:00.635	36.351	31.057	53.227	265.4	3:20:51.987					
53	2	12:17.977B	35.684	32.084	...	268.0	3:12:39.163	39	1	2:00.280	36.034	31.048	53.198	265.4	3:22:52.267					
54	1	2:29.247	1:01.184	32.010	56.053	265.4	3:15:08.410	40	1	2:00.040	35.970	30.904	53.166	266.7	3:24:52.307					
55	1	2:02.368	37.062	30.928	54.378	268.0	3:17:10.778	41	1	1:59.581	35.933	30.778	52.870	268.0	3:26:51.888					
56	1	2:02.688	36.977	31.008	54.703	267.3	3:19:13.466	42	1	1:59.964	36.036	30.761	53.167	268.0	3:28:51.852					
57	1	2:02.553	36.981	30.934	54.638	269.3	3:21:16.019	43	1	2:01.300	37.061	31.020	53.219	267.3	3:30:53.152					
58	1	2:04.920	37.061	32.493	55.366	265.4	3:23:20.939	44	1	4:21.553B	36.022	30.819	3:14.712	266.7	3:35:14.705					
59	1	2:02.741	36.869	31.138	54.734	267.3	3:25:23.680	45	3	2:19.248	53.305	31.027	54.916	266.7	3:37:33.953					
60	1	2:01.846	36.704	30.925	54.217	270.0	3:27:25.526	46	3	2:01.340	36.753	31.203	53.384	266.7	3:39:35.293					
61	1	2:04.134	37.096	31.097	55.941	268.0	3:29:29.660	47	3	2:00.654	36.411	30.813	53.430	268.7	3:41:35.947					
62	1	2:02.499	37.152	31.067	54.280	268.7	3:31:32.159	48	3	2:00.227	36.141	30.860	53.226	267.3	3:43:36.174					
63	1	4:35.771B	36.851	30.913	3:28.007	268.7	3:36:07.930	49	3	2:02.867	36.070	30.858	55.939	268.0	3:45:39.041					
64	2	2:18.222	53.469	30.985	53.768	268.0	3:38:26.152	50	3	2:00.611	36.297	31.021	53.293	268.7	3:47:39.652					
65	2	2:00.632	36.511	30.812	53.309	268.7	3:40:26.784	51	3	2:03.395	36.143	30.791	56.461	268.0	3:49:43.047					
66	2	1:59.660	36.018	30.796	52.846	268.0	3:42:26.444	52	3	2:00.513	36.249	30.977	53.287	269.3	3:51:43.560					
67	2	1:59.406	35.873	30.697	52.836	268.0	3:44:25.850													
68	2	1:59.342	35.610	30.545	53.187	269.3	3:46:25.192													

71 AF Corse		3. James CALADO		Ferrari F458 Italia			
1. Davide RIGON				LMGTE Pro			
2. Gianmaria BRUNI							
1	1	1:03:08.978B	...	32.678	3:51.257	262.8	1:03:08.978
2	1	2:22.580	55.409	31.781	55.390	265.4	1:05:31.558
3	1	2:01.712	37.379	30.900	53.433	267.3	1:07:33.270
4	1	1:59.835	36.079	30.731	53.025	267.3	1:09:33.105
5	1	2:00.738	36.938	30.788	53.012	267.3	1:11:33.843
6	1	1:59.296	35.996	30.702	52.598	267.3	1:13:33.139
7	1	1:59.672	36.497	30.606	52.569	268.0	1:15:32.811
8	1	1:59.047	35.919	30.655	52.473	268.7	1:17:31.858
9	1	3:33.493B	35.801	30.885	2:26.807	267.3	1:21:05.351
10	2	2:19.095	54.748	30.831	53.516	267.3	1:23:24.446
11	2	2:03.518	35.999	30.760	56.759	267.3	1:25:27.964
12	2	1:59.415	35.895	30.746	52.774	267.3	1:27:27.379
13	2	1:59.363	35.789	30.654	52.920	267.3	1:29:26.742
14	2	1:59.090	35.685	30.659	52.746	268.0	1:31:25.832
15	2	1:58.643	35.435	30.619	52.589	267.3	1:33:24.475
16	2	2:02.167	38.089	30.799	53.279	269.3	1:35:26.642
17	2	6:17.655B	36.832	30.960	5:09.863	268.0	1:41:44.297
18	3	2:17.580	53.344	30.959	53.277	264.7	1:44:01.877
19	3	1:59.611	35.948	30.914	52.749	266.7	1:46:01.488
20	3	1:58.976	35.770	30.647	52.559	268.7	1:48:00.464
21	3	2:03.149	36.279	30.701	56.169	268.0	1:50:03.613

75 Prospeed Competition		3. Matthieu VAXIVIÈRE		Porsche 911 GT3 RSR			
1. François PERRODO				LMGTE Am			
2. Emmanuel COLLARD							
1	2	36:52.476B	...	32.231	4:55.745	264.1	36:52.476
2	2	2:20.106	53.815	31.308	54.983	264.1	39:12.582
3	2	2:04.067	38.046	32.060	53.961	262.8	41:16.649
4	2	6:38.857B	36.522	30.699	5:31.636	266.0	47:55.506
5	2	2:19.177	53.299	30.897	54.981	264.1	50:14.683
6	2	2:00.249	36.295	30.656	53.298	264.7	52:14.932
7	2	2:00.378	36.433	30.584	53.361	264.1	54:15.310
8	2	1:59.808	36.179	30.692	52.937	266.0	56:15.118
9	2	1:59.305	35.905	30.624	52.776	266.0	58:14.423
10	2	11:46.726B	36.679	30.669	...	267.3	1:10:01.149
11	2	2:18.448	53.234	31.094	54.120	264.7	1:12:19.597
12	2	2:00.155	36.155	30.847	53.153	265.4	1:14:19.752
13	2	1:59.795	36.055	30.722	53.018	265.4	1:16:19.547
14	2	1:59.166	35.684	30.656	52.826	265.4	1:18:18.713
15	2	8:22.347B	35.709	30.811	7:15.827	264.7	1:26:41.060
16	2	2:18.618	53.222	31.067	54.329	262.1	1:28:59.678
17	2	1:59.938	35.948	30.728	53.262	265.4	1:30:59.616
18	2	2:00.103	35.966	30.723	53.414	266.0	1:32:59.719
19	2	10:28.230B	36.215	30.750	9:21.265	266.0	1:43:27.949
20	2	2:18.833	53.260	31.155	54.418	264.1	1:45:46.782
21	2	2:00.695	36.350	30.768	53.577	266.7	1:47:47.477
22	2	1:59.575	35.875	30.764	52.936	267.3	1:49:47.052
23	2	1:59.715	35.780	30.724	53.211	266.7	1:51:46.767



FIA WEC

THE PROLOGUE - PAUL RICARD

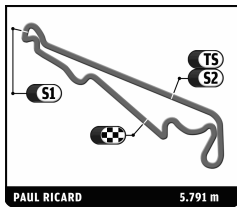
Friday Morning Session

Sector Analysis

Lap	D	Time	Sector 1	Sector 2	Sector 3	T. Spd	Elapsed	Lap	D	Time	Sector 1	Sector 2	Sector 3	T. Spd	Elapsed
24	2	9:12.449B	35.919	30.746	8:05.784	268.0	2:00:59.216	23	1	2:06.567	38.196	31.814	56.557	262.1	1:54:41.354
25	2	2:18.993	53.431	31.088	54.474	262.8	2:03:18.209	24	1	2:04.417	37.456	31.408	55.553	264.1	1:56:45.771
26	2	2:00.930	36.321	30.872	53.737	264.7	2:05:19.139	25	1	2:04.060	37.591	31.327	55.142	264.7	1:58:49.831
27	2	2:00.379	35.993	30.812	53.574	266.7	2:07:19.518	26	1	2:04.429	37.684	31.570	55.175	264.1	2:00:54.260
28	2	9:29.643B	36.543	30.843	8:22.257	264.7	2:16:49.161	27	1	6:11.490B	37.612	31.423	5:02.455	264.1	2:07:05.750
29	2	2:19.943	55.153	31.020	53.770	265.4	2:19:09.104	28	1	2:26.107	59.347	32.046	54.714	263.4	2:09:31.857
30	2	1:59.493	36.153	30.512	52.828	268.7	2:21:08.597	29	1	2:03.007	37.154	31.099	54.754	264.1	2:11:34.864
31	2	1:59.215	35.789	30.566	52.860	268.7	2:23:07.812	30	1	2:02.651	37.052	31.099	54.500	265.4	2:13:37.515
32	2	1:59.113	35.781	30.689	52.643	266.7	2:25:06.925	31	1	2:02.885	36.788	31.050	55.047	264.7	2:15:40.400
33	2	1:59.162	35.529	30.631	53.002	267.3	2:27:06.087	32	1	2:05.272	37.079	33.456	54.737	264.1	2:17:45.672
34	2	13:30.486B	36.650	31.042	...	266.7	2:40:36.573	33	1	2:02.812	36.963	31.169	54.680	264.1	2:19:48.484
35	1	2:26.843	57.206	32.634	57.003	260.9	2:43:03.416	34	1	2:02.353	36.736	31.086	54.531	264.1	2:21:50.837
36	1	2:06.400	38.678	31.703	56.019	263.4	2:45:09.816	35	1	4:21.005B	37.169	31.085	3:12.751	265.4	2:26:11.842
37	1	2:05.928	38.344	31.675	55.909	265.4	2:47:15.744	36	2	2:20.463	53.483	31.099	55.881	263.4	2:28:32.305
38	1	2:05.544	37.779	31.802	55.963	255.3	2:49:21.288	37	2	2:03.471	36.966	31.324	55.181	265.4	2:30:35.776
39	1	2:05.666	38.241	31.502	55.923	263.4	2:51:26.954	38	2	2:01.303	36.352	31.100	53.851	264.1	2:32:37.079
40	1	2:05.120	37.524	31.938	55.658	263.4	2:53:32.074	39	2	2:02.085	36.949	31.452	53.684	264.1	2:34:39.164
41	1	11:59.539B	37.372	32.009	...	264.1	3:05:31.613	40	2	2:00.307	36.123	30.891	53.293	266.0	2:36:39.471
42	1	2:22.618	55.483	31.856	55.279	262.1	3:07:54.231	41	2	1:59.941	35.863	30.775	53.303	266.0	2:38:39.412
43	1	2:05.999	37.480	31.541	56.978	263.4	3:10:00.230	42	2	2:01.375	36.724	31.256	53.395	265.4	2:40:40.787
44	1	2:05.325	37.881	31.617	55.827	264.1	3:12:05.555	43	2	2:00.599	36.056	30.934	53.609	265.4	2:42:41.386
45	1	2:04.876	37.973	31.618	55.285	263.4	3:14:10.431	44	2	2:00.323	36.132	31.016	53.175	264.7	2:44:41.709
46	1	2:04.131	37.436	31.351	55.344	266.0	3:16:14.562	45	2	39:33.253B	36.237	31.012	...	265.4	3:24:14.962
47	1	2:03.953	37.282	31.413	55.258	265.4	3:18:18.515	46	3	2:24.545	58.987	31.073	54.485	263.4	3:26:39.507
48	1	2:04.313	37.218	31.291	55.804	266.0	3:20:22.828	47	3	2:00.361	36.076	30.979	53.306	264.1	3:28:39.868
49	1	2:04.031	37.493	31.250	55.288	265.4	3:22:26.859	48	3	1:59.560	35.954	30.784	52.822	265.4	3:30:39.428
50	1	2:03.834	37.486	31.266	55.082	265.4	3:24:30.693	49	3	1:59.926	35.938	30.810	53.178	264.7	3:32:39.354
51	1	14:20.355B	37.281	31.313	...	265.4	3:26:51.048	50	3	1:59.182	35.856	30.769	52.557	265.4	3:34:38.536
52	1	2:31.211	54.617	31.660	1:04.934	264.1	3:41:22.259	51	3	1:59.053	35.598	30.728	52.727	266.7	3:36:37.589
53	1	2:04.863	37.873	31.710	55.280	262.8	3:43:27.122	52	3	3:55.189B	35.763	30.809	2:48.617	266.0	3:40:32.778
54	1	2:05.604	37.011	31.139	57.454	264.7	3:45:32.726	53	1	2:25.159	58.118	31.373	55.668	265.4	3:42:57.937
55	1	2:03.448	37.033	31.575	54.840	264.7	3:47:36.174	54	1	2:53.647	37.101	31.180	1:45.366	265.4	3:45:51.584
								55	1	2:03.825	37.575	31.376	54.874	264.1	3:47:55.409
								56	1	2:03.355	37.036	31.174	55.145	264.7	3:49:58.764
								57	1	2:04.189	36.976	31.289	55.924	264.7	3:52:02.953
								58	1	2:03.611	37.062	31.297	55.252	264.7	3:54:06.564

81 AF Corse		Ferrari F458 Italia					
1. Stephen WYATT		LMGTE Am					
2. Michele RUGOLO		3. Sam BIRD					
1	3	7:55.875	6:25.725	32.510	57.640	252.9	7:55.875
2	3	2:03.815	37.882	31.038	54.895	266.0	9:59.690
3	3	2:01.973	37.030	30.809	54.134	266.7	12:01.663
4	3	2:00.527	36.596	30.574	53.357	267.3	14:02.190
5	3	2:01.909	37.023	31.141	53.745	268.0	16:04.099
6	3	2:01.502	36.642	30.578	54.282	266.7	18:05.601
7	3	2:00.385	36.363	30.560	53.462	269.3	20:05.986
8	3	7:46.555B	36.197	30.707	6:39.651	259.0	27:52.541
9	3	5:23.289B	1:01.542	34.083	3:47.664	263.4	33:15.830
10	1	2:27.859	58.644	32.608	56.607	262.1	35:43.689
11	1	2:06.112	38.276	31.992	55.844	264.7	37:49.801
12	1	2:05.018	37.860	31.453	55.705	263.4	39:54.819
13	1	2:05.158	38.107	31.442	55.609	262.8	41:59.977
14	1	2:05.260	37.906	31.788	55.566	263.4	44:05.237
15	1	2:04.437	37.622	31.320	55.495	264.7	46:09.674
16	1	2:06.047	38.204	31.426	56.417	264.1	48:15.721
17	1	2:04.802	37.693	31.952	55.157	260.9	50:20.523
18	1	2:03.851	37.505	31.257	55.089	266.0	52:24.374
19	1	2:03.568	37.572	31.107	54.889	265.4	54:27.942
20	1	2:03.595	37.302	31.218	55.075	266.0	56:31.537
21	1	53:34.662B	37.734	31.308	...	266.0	1:50:06.199
22	1	2:28.588	59.560	32.329	56.699	262.8	1:52:34.787

88 Proton Competition		Porsche 911 RSR					
1. Christian RIED		LMGTE Am					
2. Klaus BACHLER		3. Khaled AL QUBAIS					
1	2	1:19:47.379B	...	46.622	8:35.496	160.0	1:19:47.379
2	2	2:50.531	1:03.918	40.879	1:05.734	184.3	1:22:37.910
3	2	2:24.368	44.238	36.756	1:03.374	179.7	1:25:02.278
4	2	2:19.693	43.631	34.545	1:01.517	236.3	1:27:21.971
5	2	2:17.440	42.697	34.950	59.793	237.9	1:29:39.411
6	2	10:44.170B	42.245	32.625	9:29.300	255.9	1:40:23.581
7	2	2:31.174	59.290	33.746	58.138	251.7	1:42:54.755
8	2	2:11.678	40.971	32.874	57.833	248.3	1:45:06.433
9	2	2:14.136	40.477	33.731	59.928	250.6	1:47:20.569
10	2	2:07.595	38.701	32.726	56.168	259.6	1:49:28.164
11	2	2:07.498	38.666	32.445	56.387	255.9	1:51:35.662
12	2	2:04.488	37.814	31.838	54.836	262.1	1:53:40.150
13	2	2:03.862	38.071	31.556	54.235	263.4	1:55:44.012
14	2	7:29.996B	37.559	31.264	6:21.173	264.1	2:03:14.008
15	1	2:26.415	58.441	31.603	56.371	263.4	2:05:40.423
16	1	2:03.490	37.556	31.134	54.800	265.4	2:07:43.913
17	1	2:01.981	36.742	31.018	54.221	264.7	2:09:45.894
18	1	2:02.093	37.188	31.026	53.879	264.7	2:11:47.987



FIA WEC
THE PROLOGUE - PAUL RICARD
Friday Morning Session

Sector Analysis

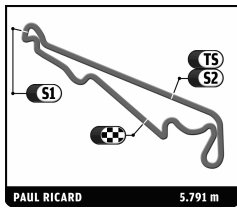
Lap	D	Time	Sector 1	Sector 2	Sector 3	T. Spd	Elapsed	Lap	D	Time	Sector 1	Sector 2	Sector 3	T. Spd	Elapsed
19	1	20:51.507 B	36.949	30.907	...	265.4	2:32:39.494	35	3	2:00.642	36.121	30.737	53.784	268.0	3:17:31.599
20	1	14:45.527 B	55.133	31.651	...	265.4	2:47:25.021	36	3	2:00.019	36.297	30.619	53.103	268.0	3:19:31.618
21	1	2:21.815	54.828	32.538	54.449	259.0	2:49:46.836	37	3	2:00.109	35.922	30.660	53.527	268.7	3:21:31.727
22	1	2:01.864	36.872	31.233	53.759	262.1	2:51:48.700	38	3	1:59.704	35.869	30.617	53.218	270.0	3:23:31.431
23	1	2:01.354	36.546	31.138	53.670	263.4	2:53:50.054	39	3	4:28.924 B	36.566	30.874	3:21.484	268.0	3:28:00.355
24	1	2:01.149	36.590	30.994	53.565	264.7	2:55:51.203	40	3	2:20.166	54.327	31.131	54.708	268.7	3:30:20.521
25	1	2:05.665	36.491	31.083	58.091	266.0	2:57:56.868	41	3	2:02.333	36.988	31.002	54.343	267.3	3:32:22.854
26	1	2:02.342	36.485	31.044	54.813	264.7	2:59:59.210	42	3	2:01.997	36.878	31.013	54.106	267.3	3:34:24.851
27	1	2:02.311	37.285	31.246	53.780	265.4	3:02:01.521	43	3	2:01.678	36.571	30.880	54.227	268.0	3:36:26.529
28	1	8:49.063 B	36.790	31.406	7:40.867	264.7	3:10:50.584	44	3	2:01.172	36.390	30.752	54.030	270.7	3:38:27.701
29	3	3:08.738	1:22.716	36.854	1:09.168	249.4	3:13:59.322	45	3	3:46.048 B	37.827	31.057	2:37.164	270.0	3:42:13.749
30	3	2:16.744	41.947	33.375	1:01.422	261.5	3:16:16.066	46	2	2:23.822	55.230	32.514	56.078	267.3	3:44:37.571
31	3	2:11.182	38.510	33.007	59.665	263.4	3:18:27.248	47	2	2:04.277	37.687	30.921	55.669	268.0	3:46:41.848
32	3	2:11.558	38.944	32.301	1:00.313	263.4	3:20:38.806	48	2	2:03.162	37.144	30.871	55.147	267.3	3:48:45.010
33	3	4:07.910 B	38.804	33.826	2:55.280	228.3	3:24:46.716	49	2	2:03.318	37.215	30.930	55.173	268.0	3:50:48.328
34	3	2:27.896	56.137	32.495	59.264	262.8	3:27:14.612	50	2	2:03.182	37.005	30.978	55.199	268.0	3:52:51.510
35	3	2:07.751	38.515	32.156	57.080	264.7	3:29:22.363	51	2	2:02.855	36.974	30.909	54.972	268.0	3:54:54.365
36	3	2:05.373	37.182	31.772	56.419	264.7	3:31:27.736	52	2	2:03.138	36.950	30.970	55.218	268.7	3:56:57.503
37	3	2:05.289	37.237	31.719	56.333	264.7	3:33:33.025	53	2	2:02.615	36.885	31.029	54.701	266.7	3:59:00.118
38	3	2:06.261	37.409	31.786	57.066	264.1	3:35:39.286	54	2	2:06.661	39.329	31.765	55.567	268.0	4:01:06.779

90 **8 Star Motorsports** Ferrari F458 Italia
 1. Vicente POTOLICCHIO 3. Paolo RUBERTI LMGTE Am
 2. Gianluca RODA

1	3	15:56.981	...	33.530	1:00.052	260.9	15:56.981
2	3	2:03.099	37.853	30.917	54.329	268.0	18:00.080
3	3	2:01.254	37.076	30.556	53.622	269.3	20:01.334
4	3	1:59.418	36.228	30.465	52.725	270.0	22:00.752
5	3	5:45.852 B	37.287	32.192	4:36.373	267.3	27:46.604
6	3	2:17.584	53.499	30.786	53.299	268.7	30:04.188
7	3	2:00.100	36.703	30.525	52.872	270.0	32:04.288
8	3	1:59.450	35.958	30.520	52.972	272.0	34:03.738
9	3	1:58.852	35.849	30.429	52.574	270.7	36:02.590
10	3	10:52.033 B	36.256	30.760	9:45.017	268.7	46:54.623
11	1	2:27.189	58.759	32.105	56.325	265.4	49:21.812
12	1	2:05.535	39.241	31.246	55.048	267.3	51:27.347
13	1	2:03.125	37.370	30.807	54.948	270.0	53:30.472
14	1	2:02.666	37.268	30.879	54.519	270.0	55:33.138
15	1	2:02.873	37.599	30.845	54.429	269.3	57:36.011
16	1	2:01.269	36.697	30.702	53.870	269.3	59:37.280
17	1	2:01.864	36.958	30.920	53.986	269.3	1:01:39.144
18	1	2:02.550	37.631	30.919	54.000	268.7	1:03:41.694
19	1	2:01.553	36.650	31.068	53.835	269.3	1:05:43.247
20	1	2:03.342	36.989	30.865	55.488	269.3	1:07:46.589
21	1	4:42.666 B	36.658	30.836	3:35.172	270.0	1:12:29.255
22	2	2:34.816	1:02.825	32.841	59.150	244.3	1:15:04.071
23	2	2:10.350	39.984	33.616	56.750	266.7	1:17:14.421
24	2	2:04.831	37.562	31.054	56.215	266.7	1:19:19.252
25	2	2:05.569	37.194	30.778	57.597	269.3	1:21:24.821
26	2	2:05.291	38.293	30.762	56.236	268.7	1:23:30.112
27	2	2:04.065	37.367	30.845	55.853	268.0	1:25:34.177
28	2	2:03.652	37.444	30.756	55.452	269.3	1:27:37.829
29	2	2:05.530	37.821	30.811	56.898	268.7	1:29:43.359
30	2	2:03.773	37.898	30.841	55.034	269.3	1:31:47.132
31	2	2:09.087	54.741	266.0	1:33:56.219
32	2	1:37:00.639 B	36.712	30.670	...	269.3	3:10:56.858
33	3	2:33.528	1:07.514	31.565	54.449	264.7	3:13:30.386
34	3	2:00.571	36.171	30.871	53.529	266.7	3:15:30.957

92 **Porsche Team Manthey** Porsche 911 RSR
 1. Marco HOLZER 3. Richard LIETZ LMGTE Pro
 2. Frédéric MAKOWIECKI

1	1	10:28.240 B	1:24.623	34.199	8:29.418	261.5	10:28.240
2	1	2:29.654	57.454	33.528	58.672	261.5	12:57.894
3	1	2:04.938	37.850	32.009	55.079	265.4	15:02.832
4	1	2:01.667	36.660	31.174	53.833	266.0	17:04.499
5	1	2:00.327	36.229	30.975	53.123	266.7	19:04.826
6	1	1:59.999	36.050	30.795	53.154	268.0	21:04.825
7	1	2:01.994	36.501	30.930	54.563	267.3	23:06.819
8	1	7:01.536 B	36.412	31.247	5:53.877	264.1	30:08.355
9	1	2:21.099	55.063	31.792	54.244	264.1	32:29.454
10	1	2:00.327	36.240	31.108	52.979	266.0	34:29.781
11	1	1:59.716	35.939	30.907	52.870	264.7	36:29.497
12	1	1:59.542	35.877	30.831	52.834	264.7	38:29.039
13	1	7:24.692 B	36.610	31.059	6:17.023	264.7	45:53.731
14	1	2:22.726	55.636	31.500	55.590	264.1	48:16.457
15	1	2:00.760	37.431	30.985	52.344	265.4	50:17.217
16	1	1:59.613	35.626	30.699	53.288	266.0	52:16.830
17	1	1:59.540	36.255	30.678	52.607	266.0	54:16.370
18	1	1:59.841	36.001	30.955	52.885	265.4	56:16.211
19	1	1:59.752	35.994	30.737	53.021	268.0	58:15.963
20	1	19:09.742 B	36.331	30.640	...	268.7	1:17:25.705
21	1	2:21.144	55.734	31.505	53.905	262.8	1:19:46.849
22	1	1:59.109	35.658	30.893	52.558	265.4	1:21:45.958
23	1	1:59.242	35.615	30.661	52.966	265.4	1:23:45.200
24	1	1:58.602	35.490	30.668	52.444	268.7	1:25:43.802
25	1	1:58.999	35.643	30.590	52.766	266.7	1:27:42.801
26	1	13:48.012 B	36.001	30.779	...	267.3	1:41:30.813
27	1	2:20.054	54.639	31.647	53.768	264.7	1:43:50.867
28	1	1:59.266	35.782	30.857	52.627	264.7	1:45:50.133
29	1	1:58.729	35.677	30.733	52.319	268.0	1:47:48.862
30	1	1:58.803	35.424	30.682	52.697	267.3	1:49:47.665
31	1	8:40.694 B	36.071	32.804	7:31.819	264.1	1:58:28.359
32	1	2:17.757	53.147	31.227	53.383	266.0	2:00:46.116
33	1	1:59.481	35.870	30.879	52.732	266.0	2:02:45.597
34	1	1:58.968	35.634	30.634	52.700	268.0	2:04:44.565



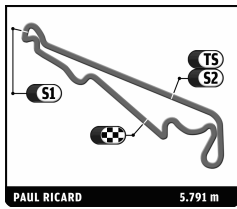
FIA WEC
THE PROLOGUE - PAUL RICARD
Friday Morning Session

Sector Analysis

Personal Best							Session Best							B Crossing the finish line in pit lane										
Lap	D	Time	Sector 1	Sector 2	Sector 3	T. Spd	Elapsed	Lap	D	Time	Sector 1	Sector 2	Sector 3	T. Spd	Elapsed	Lap	D	Time	Sector 1	Sector 2	Sector 3	T. Spd	Elapsed	
35	1	9:21.682	B	36.283	30.900	8:14.499	268.7	2:14:06.247	31	1	2:03.866	37.022	31.991	54.853	261.5	2:41:55.891								
36	3	2:27.515		59.633	31.773	56.109	264.7	2:16:33.762	32	1	2:02.914	37.050	31.416	54.448	263.4	2:43:58.805								
37	3	2:00.740		36.516	30.921	53.303	266.0	2:18:34.502	33	1	2:02.813	36.918	31.306	54.589	262.8	2:46:01.618								
38	3	1:59.389		35.848	30.773	52.768	268.0	2:20:33.891	34	1	2:01.900	36.497	31.187	54.216	262.8	2:48:03.518								
39	3	1:58.524		35.271	30.731	52.522	266.7	2:22:32.415	35	1	2:02.379	36.838	31.185	54.356	263.4	2:50:05.897								
40	3	1:59.538		35.589	30.820	53.129	267.3	2:24:31.953	36	1	2:11.846	B	36.896	31.273	1:03.677	262.8	2:52:17.743							
41	3	1:59.908		35.700	31.202	53.006	266.0	2:26:31.861	37	2	23:25.661		...	31.867	54.026	262.8	3:15:43.404							
42	3	1:59.097		35.540	30.747	52.810	268.7	2:28:30.958	38	2	2:00.689	36.464	31.099	53.126	265.4	3:17:44.093								
43	3	8:31.050	B	37.237	31.664	7:22.149	237.4	2:37:02.008	39	2	1:59.988	36.099	30.964	52.925	266.0	3:19:44.081								
44	3	2:22.727		55.276	31.021	56.430	265.4	2:39:24.735	40	2	1:59.747	36.069	30.923	52.755	266.0	3:21:43.828								
45	3	1:58.369		35.296	30.696	52.377	266.7	2:41:23.104	41	2	1:59.575	35.702	30.872	53.001	265.4	3:23:43.403								
46	3	1:58.141		35.309	30.680	52.152	266.0	2:43:21.245	42	2	2:01.124	35.873	30.915	54.336	266.0	3:25:44.527								
47	3	1:58.222		35.218	30.653	52.351	266.7	2:45:19.467	43	2	2:13.014	B	36.538	30.914	1:05.562	266.0	3:27:57.541							
48	3	1:58.285		35.238	30.716	52.331	267.3	2:47:17.752	44	2	17:08.144		...	31.584	54.186	262.8	3:45:05.685							
49	3	3:12.664	B	36.341	31.041	2:05.282	265.4	2:50:30.416	45	2	2:00.751	36.395	31.012	53.344	265.4	3:47:06.436								
50	3	2:19.451		53.503	32.942	53.006	266.0	2:52:49.867	46	2	2:08.487	B	35.936	30.894	1:01.657	265.4	3:49:14.923							
51	3	2:02.659		35.341	34.271	53.047	257.8	2:54:52.526																
52	3	2:00.238		36.875	30.814	52.549	266.0	2:56:52.764																
53	3	1:58.522		35.353	30.664	52.505	265.4	2:58:51.286																
54	3	1:59.236		36.274	30.761	52.201	266.7	3:00:50.522																
55	3	1:58.422		35.546	30.713	52.163	266.7	3:02:48.944																
56	3	1:58.080		35.287	30.697	52.096	266.7	3:04:47.024																
57	3	1:58.380		35.439	30.736	52.205	266.7	3:06:45.404																
58	3	1:59.183		35.193	30.761	53.229	266.7	3:08:44.587																

95 Aston Martin Racing							Aston Martin Vantage V8																	
1.Kristian POULSEN							LMGTE Am																	
2.Nikki THILM																								
1	2	42:51.875	...	50.092	1:10.755	90.2	42:51.875																	
2	2	2:43.016	49.985	45.238	1:07.793	194.2	45:34.891																	
3	2	2:45.339	B	48.626	43.905	1:12.808	188.5	48:20.230																
4	1	18:35.927	...	34.361	1:00.172	245.5	1:06:56.157																	
5	1	2:11.757	40.220	33.156	58.381	247.1	1:09:07.914																	
6	1	2:19.334	B	39.513	32.822	1:06.999	248.3	1:11:27.248																
7	1	12:21.063	...	33.767	58.149	252.9	1:23:48.311																	
8	1	2:07.058	38.033	32.758	56.267	251.7	1:25:55.369																	
9	1	2:06.715	38.156	32.365	56.194	251.7	1:28:02.084																	
10	1	2:06.631	38.441	32.297	55.893	254.1	1:30:08.715																	
11	1	2:15.867	B	38.092	32.265	1:05.510	255.3	1:32:24.582																
12	2	12:21.813	...	35.713	58.576	220.0	1:44:46.395																	
13	2	2:04.468	37.790	31.929	54.749	262.8	1:46:50.863																	
14	2	2:01.674	36.708	31.114	53.852	264.1	1:48:52.537																	
15	2	2:00.998	36.282	31.120	53.596	263.4	1:50:53.535																	
16	2	2:00.938	36.023	31.062	53.853	263.4	1:52:54.473																	
17	2	2:08.877	B	36.096	31.023	1:01.758	263.4	1:55:03.350																
18	1	4:33.314	3:06.076	32.346	54.892	266.7	1:59:36.664																	
19	1	2:03.572	37.224	31.212	55.136	264.1	2:01:40.236																	
20	1	2:02.971	36.998	31.201	54.772	263.4	2:03:43.207																	
21	1	2:03.692	37.399	31.312	54.981	264.7	2:05:46.899																	
22	1	2:04.636	37.236	31.224	56.176	266.0	2:07:51.535																	
23	1	2:15.341	B	37.675	32.845	1:04.821	264.7	2:10:06.876																
24	2	11:08.159	9:42.048	32.095	54.016	260.9	2:21:15.035																	
25	2	2:00.412	36.326	31.181	52.905	263.4	2:23:15.447																	
26	2	2:02.973	36.865	31.187	54.921	262.8	2:25:18.420																	
27	2	2:00.033	36.181	30.988	52.864	264.1	2:27:18.453																	
28	2	2:01.205	37.312	31.244	52.649	264.7	2:29:19.658																	
29	2	2:08.076	B	35.644	30.953	1:01.479	264.7	2:31:27.734																
30	1	8:24.291	6:57.850	31.642	54.799	262.1	2:39:52.025																	

99 Aston Martin Racing							Aston Martin Vantage V8																	
1.Alex MACDOWALL							LMGTE Pro																	
2.Darryl O'YOUNG							3.Fernando REES																	
1	3	47:30.999	B	...	36.837	1:13.655	240.0	47:30.999																
2	3	3:50.180	2:19.994	33.077	57.109	245.5	51:21.179																	
3	3	2:06.388	38.582	32.351	55.455	247.7	53:27.567																	
4	3	2:04.833	37.579	32.202	55.052	248.8	55:32.400																	
5	3	2:07.610	40.378	32.190	55.042	251.2	57:40.010																	
6	3	2:03.435	37.203	31.992	54.240	251.2	59:43.445																	
7	3	2:02.666	36.823	31.924	53.919	251.7	1:01:46.111																	
8	3	2:02.246	36.853	31.817	53.576	250.6	1:03:48.357																	
9	3	2:11.578	B	36.833	31.833	1:02.912	252.3	1:05:59.935																
10	3	45:28.172	B	...	1:00.183	1:32.742	112.3	1:51:28.107																
11	3	17:26.336	...	32.005	54.938	259.6	2:08:54.443																	
12	3	2:01.080	36.829	30.971	53.280	263.4	2:10:55.523																	
13	3	2:03.814	36.457	31.019	56.338	265.4	2:12:59.337																	
14	3	1:59.823	36.201	30.867	52.755	264.7</																		



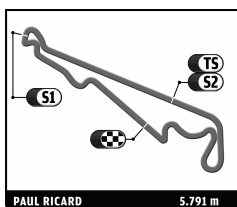
FIA WEC

THE PROLOGUE - PAUL RICARD

Friday Night Session

Sector Analysis

							Personal Best		Session Best		B Crossing the finish line in pit lane				
Lap	D	Time	Sector 1	Sector 2	Sector 3	T. Spd	Elapsed	Lap	D	Time	Sector 1	Sector 2	Sector 3	T. Spd	Elapsed
1 Audi Sport Team Joest							Audi R18 e-tron quattro								
1. Lucas DI GRASSI							LMP1 - H								
2. Loïc DUVAL															
1	1	45:51.769	...	27.945	53.081	291.1	45:51.769	4	1	1:47.477	33.612	26.937	46.928	318.6	8:54.004
2	1	1:49.537	32.617	28.101	48.819	286.5	47:41.306	5	1	1:55.548 B	32.742	26.588	56.218	317.6	10:49.552
3	1	1:59.194 B	33.047	27.680	58.467	289.5	49:40.500	6	1	6:46.908	5:33.853	26.486	46.569	316.7	17:36.460
2 Audi Sport Team Joest							Audi R18 e-tron quattro								
1. Marcel FÄSSLER							LMP1 - H								
2. André LOTTERER															
1	3	18:31.084	...	28.510	49.222	289.5	18:31.084	7	1	1:44.133	31.643	26.642	45.848	314.0	19:20.593
2	3	1:46.572	32.700	27.178	46.694	290.3	20:17.656	8	1	1:45.773	32.327	26.617	46.829	314.0	21:06.366
3	3	1:44.612	31.922	26.862	45.828	290.3	22:02.268	9	1	1:44.925	31.987	26.710	46.228	312.1	22:51.291
4	3	1:43.925	31.557	26.874	45.494	294.3	23:46.193	10	1	1:46.402	32.018	26.666	47.718	314.0	24:37.693
5	3	1:43.220	31.291	26.700	45.229	287.2	25:29.413	11	1	1:46.903	33.033	27.106	46.764	314.0	26:24.596
6	3	1:47.159	32.806	27.306	47.047	288.8	27:16.572	12	1	1:54.444 B	32.223	26.522	55.699	313.0	28:19.040
7	3	1:46.164	32.589	27.107	46.468	295.9	29:02.736	13	3	3:33.610	2:18.384	26.765	48.461	315.8	31:52.650
8	3	1:44.733	32.118	26.899	45.716	293.5	30:47.469	14	3	1:45.938	32.090	26.605	47.243	312.1	33:38.588
9	3	1:44.091	31.778	26.944	45.369	292.7	32:31.560	15	3	1:45.972	32.729	26.446	46.797	317.6	35:24.560
10	3	1:57.621 B	32.025	28.256	57.340	289.5	34:29.181	16	3	1:45.310	32.301	26.316	46.693	319.5	37:09.870
11	3	9:10.320	7:57.204	27.244	45.872	288.0	43:39.501	17	3	1:46.094	32.432	26.245	47.417	322.4	38:55.964
12	3	1:43.543	31.749	26.727	45.067	289.5	45:23.044	18	3	1:44.798	32.224	26.355	46.219	321.4	40:40.762
13	3	1:43.825	31.357	26.729	45.739	291.9	47:06.869	19	3	1:55.855 B	32.919	26.250	56.686	313.0	42:36.617
14	3	1:44.174	31.926	26.828	45.420	295.1	48:51.043	20	3	11:17.296	...	26.866	46.450	318.6	53:53.913
15	3	1:46.077	32.381	26.919	46.777	294.3	50:37.120	21	3	1:44.035	31.674	26.412	45.949	319.5	55:37.948
16	3	1:45.223	32.298	27.152	45.773	291.9	52:22.343	22	3	1:45.045	32.273	26.371	46.401	318.6	57:22.993
17	3	1:46.232	32.946	26.947	46.339	294.3	54:08.575	23	3	1:44.503	31.936	26.301	46.266	319.5	59:07.496
18	3	1:44.014	31.890	26.924	45.200	290.3	55:52.589	24	3	1:46.326	31.959	26.275	48.092	320.5	1:00:53.822
19	3	1:43.678	31.620	26.841	45.217	291.9	57:36.267	25	3	1:46.064	32.388	26.408	47.268	321.4	1:02:39.886
20	3	1:43.592	31.603	26.783	45.206	295.9	59:19.859	26	3	1:46.688	33.153	27.107	46.428	322.4	1:04:26.574
21	3	1:44.297	31.766	26.864	45.667	295.9	1:01:04.156	27	3	1:44.406	31.908	26.372	46.126	319.5	1:06:10.980
22	3	1:53.820 B	32.634	27.268	53.918	293.5	1:02:57.976	28	3	1:47.333	32.424	26.469	48.440	319.5	1:07:58.313
23	3	2:32.029	1:18.980	27.031	46.018	292.7	1:05:30.005	29	3	1:44.774	31.914	26.462	46.398	318.6	1:09:43.087
24	3	1:47.057	32.576	28.594	45.887	291.9	1:07:17.062	30	3	1:44.553	31.878	26.464	46.211	317.6	1:11:27.640
25	3	1:45.939	32.169	26.783	46.987	291.1	1:09:03.001	31	3	1:55.877 B	32.381	26.868	56.628	315.8	1:13:23.517
26	3	1:44.359	31.791	26.839	45.729	290.3	1:10:47.360	32	2	7:31.903	6:17.931	26.362	47.610	318.6	1:20:55.420
27	3	1:43.689	31.593	26.958	45.138	293.5	1:12:31.049	33	2	1:46.240	32.766	26.606	46.868	316.7	1:22:41.660
28	3	1:43.949	31.669	26.827	45.453	295.1	1:14:14.998	34	2	1:46.202	32.550	26.493	47.159	321.4	1:24:27.862
29	3	1:53.194 B	31.855	26.966	54.373	290.3	1:16:08.192	35	2	1:47.083	33.371	26.430	47.282	319.5	1:26:14.945
30	3	7:45.700	6:31.973	27.563	46.164	294.3	1:23:53.892	36	2	1:45.908	32.816	26.489	46.603	319.5	1:28:00.853
31	3	1:43.622	31.614	26.791	45.217	296.7	1:25:37.514	37	2	1:45.893	32.416	26.779	46.698	316.7	1:29:46.746
32	3	1:43.482	31.617	26.952	44.913	291.1	1:27:20.996	38	2	1:45.287	32.342	26.405	46.540	318.6	1:31:32.033
33	3	1:43.318	31.394	26.704	45.220	291.9	1:29:04.314	39	2	1:56.259 B	32.492	26.786	56.981	318.6	1:33:28.292
34	3	1:45.225	32.006	27.360	45.859	289.5	1:30:49.539	40	2	7:34.774	6:21.721	26.732	46.321	292.7	1:41:03.066
35	3	1:45.237	32.352	26.939	45.946	295.1	1:32:34.776	41	2	1:42.841	31.488	26.185	45.168	319.5	1:42:45.907
36	3	1:47.543	33.020	27.215	47.308	288.8	1:34:22.319	42	2	1:43.082	31.797	26.092	45.193	320.5	1:44:28.989
37	3	1:46.993	33.245	27.290	46.458	293.5	1:36:09.312	43	2	1:46.035	31.734	26.328	47.973	321.4	1:46:15.024
38	3	1:59.104 B	33.028	27.315	58.761	290.3	1:38:08.416	44	2	1:45.088	31.924	26.271	46.893	320.5	1:48:00.112
39	3	13:50.833	...	27.725	48.370	289.5	1:51:59.249	45	2	1:43.917	31.845	26.242	45.830	321.4	1:49:44.029
40	3	1:44.415	31.942	26.888	45.585	291.9	1:53:43.664	46	2	1:44.846	31.783	26.140	46.923	324.3	1:51:28.875
41	3	1:53.801 B	31.741	27.138	54.922	290.3	1:55:37.465	47	2	1:44.801	31.644	26.334	46.823	320.5	1:53:13.676
7 Toyota Racing							Toyota TS 040 - Hybrid								
1. Alexander WURZ							LMP1 - H								
2. Stéphane SARRAZIN															
1	1	3:32.215	2:16.821	26.944	48.450	314.9	3:32.215	48	2	1:43.837	31.798	26.205	45.834	321.4	1:54:57.513
2	1	1:47.628	33.356	26.719	47.553	315.8	5:19.843	49	2	1:45.947	33.653	26.205	46.089	321.4	1:56:43.460
3	1	1:46.684	33.069	26.718	46.897	316.7	7:06.527	50	2	1:43.961	31.621	26.544	45.796	319.5	1:58:27.421
8 Toyota Racing							Toyota TS 040 - Hybrid								
1. Anthony DAVIDSON							LMP1 - H								
2. Nicolas LAPIERRE															
1	1	2:11.377	56.744	27.643	46.990	292.7	2:11.377	51	2	1:43.331	31.608	26.147	45.576	320.5	2:00:10.752
2	1	1:45.673	32.263	27.481	45.929	295.1	3:57.050								
3	1	1:46.980	32.396	27.404	47.180	295.9	5:44.030								
4	1	1:45.059	31.878	27.451	45.730	295.1	7:29.089								
5	1	1:44.897	31.917	27.420	45.560	293.5	9:13.986								
6	1	1:45.716	32.295	27.557	45.864	294.3	10:59.702								



FIA WEC

THE PROLOGUE - PAUL RICARD

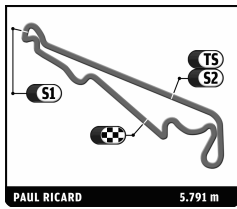
Friday Night Session

Sector Analysis

								■ Personal Best ■ Session Best ■ Crossing the finish line in pit lane							
Lap	D	Time	Sector 1	Sector 2	Sector 3	T. Spd	Elapsed	Lap	D	Time	Sector 1	Sector 2	Sector 3	T. Spd	Elapsed
7	1	1:54.690B	31.973	27.417	55.300	294.3	12:54.392	10	3	1:44.892	31.659	26.086	47.147	305.9	23:21.266
8	1	6:06.784	4:53.435	27.437	45.912	291.9	19:01.176	11	3	1:44.446	31.608	26.085	46.753	306.8	25:05.712
9	1	1:45.533	32.078	27.561	45.894	291.9	20:46.709	12	3	1:46.578	33.561	25.985	47.032	305.9	26:52.290
10	1	1:46.599	32.844	27.692	46.063	292.7	22:33.308	13	3	1:45.790	31.835	26.996	46.959	302.5	28:38.080
11	1	1:45.520	32.135	27.526	45.859	292.7	24:18.828	14	3	1:44.310	31.630	25.893	46.787	307.7	30:22.390
12	1	1:45.402	32.005	27.570	45.827	292.7	26:04.230	15	3	1:44.541	31.713	26.074	46.754	306.8	32:06.931
13	1	1:54.592B	32.004	27.487	55.101	291.9	27:58.822	16	3	3:01.787B	32.400	26.039	2:03.348	307.7	35:08.718
14	1	9:26.848	8:13.654	27.297	45.897	296.7	37:25.670	17	2	2:10.788	50.024	25.931	54.833	293.5	37:19.506
15	1	1:43.845	31.383	27.372	45.090	295.1	39:09.515	18	2	1:42.426	30.996	25.671	45.759	308.6	39:01.932
16	1	1:43.849	31.401	27.276	45.172	294.3	40:53.364	19	2	1:44.796	31.785	26.419	46.592	308.6	40:46.728
17	1	1:45.454	32.249	27.287	45.918	296.7	42:38.818	20	2	1:45.439	31.157	25.551	48.731	311.2	42:32.167
18	1	1:44.510	31.643	27.377	45.490	295.1	44:23.328	21	2	1:43.016	31.195	25.404	46.417	313.0	44:15.183
19	1	1:46.933	33.506	27.445	45.982	295.9	46:10.261	22	2	1:43.456	31.182	25.990	46.284	309.5	45:58.639
20	1	1:54.265B	31.635	27.280	55.350	295.1	48:04.526	23	2	1:43.517	31.627	25.599	46.291	310.3	47:42.156
21	3	6:47.639	5:31.237	27.370	49.032	299.2	54:52.165	24	2	5:02.183B	31.389	25.590	4:05.204	311.2	52:44.339
22	3	1:49.128	33.329	28.764	47.035	295.1	56:41.293	25	2	2:02.708	48.600	25.854	48.254	311.2	54:47.047
23	3	1:45.890	32.057	27.379	46.454	295.1	58:27.183	26	2	1:44.384	31.571	25.863	46.950	303.4	56:31.431
24	3	1:45.788	32.073	27.348	46.367	295.1	1:00:12.971	27	2	1:48.044	31.556	25.848	50.640	305.9	58:19.475
25	3	1:46.571	31.940	26.976	47.655	300.8	1:01:59.542	28	2	1:44.120	31.508	25.947	46.665	305.9	1:00:03.595
26	3	1:46.393	31.941	26.860	47.592	302.5	1:03:45.935	29	2	1:44.232	31.492	26.052	46.688	309.5	1:01:47.827
27	3	1:45.290	32.174	26.974	46.142	300.0	1:05:31.225	30	2	1:44.170	31.712	26.004	46.454	304.2	1:03:31.997
28	3	1:45.359	32.005	26.938	46.416	300.8	1:07:16.584	31	2	1:44.446	31.821	25.859	46.766	306.8	1:05:16.443
29	3	1:45.715	31.919	26.923	46.873	301.7	1:09:02.299	32	2	6:59.961B	31.740	25.901	6:02.320	307.7	1:12:16.404
30	3	1:55.660B	33.479	27.056	55.125	300.8	1:10:57.959	33	2	2:06.206	50.207	25.996	50.003	303.4	1:14:22.610
31	3	9:33.909	8:19.406	27.495	47.008	300.8	1:20:31.868	34	2	1:43.571	31.670	25.630	46.271	305.9	1:16:06.181
32	3	1:43.700	31.396	26.985	45.319	298.3	1:22:15.568	35	2	1:43.269	31.188	25.806	46.275	306.8	1:17:49.450
33	3	1:44.605	31.578	26.960	46.067	300.0	1:24:00.173	36	2	1:43.649	31.396	25.889	46.364	307.7	1:19:33.099
34	3	1:43.812	31.515	27.058	45.239	299.2	1:25:43.985	37	2	1:46.446	31.436	25.886	49.124	301.7	1:21:19.545
35	3	1:45.271	31.942	27.010	46.319	300.0	1:27:29.256	38	2	1:43.907	31.488	25.927	46.492	307.7	1:23:03.452
36	3	1:43.824	31.460	27.026	45.338	298.3	1:29:13.080	39	2	5:04.920B	31.442	26.013	4:07.465	305.1	1:28:08.372
37	3	1:51.020	32.272	27.378	51.370	299.2	1:31:04.100	40	2	2:03.708	49.168	25.888	48.652	308.6	1:30:12.080
38	3	1:44.692	31.471	26.975	46.246	300.8	1:32:48.792	41	2	1:44.146	31.780	25.817	46.549	306.8	1:31:56.226
39	3	1:43.855	31.411	26.956	45.488	297.5	1:34:32.647	42	2	1:43.880	31.836	25.692	46.352	308.6	1:33:40.106
40	3	1:55.274B	32.000	27.040	56.234	302.5	1:36:27.921	43	2	1:44.002	31.580	25.683	46.739	310.3	1:35:24.108
41	2	6:20.320	5:05.832	27.330	47.158	300.8	1:42:48.241	44	2	1:43.483	31.626	25.799	46.058	306.8	1:37:07.591
42	2	1:45.878	32.442	27.135	46.301	299.2	1:44:34.119	45	2	1:43.480	31.554	25.735	46.191	305.9	1:38:51.071
43	2	1:45.094	31.871	27.164	46.059	299.2	1:46:19.213	46	2	1:43.329	31.453	25.692	46.184	306.8	1:40:34.400
44	2	1:45.276	31.997	27.097	46.182	299.2	1:48:04.489	47	2	1:44.370	32.137	25.741	46.492	308.6	1:42:18.770
45	2	1:46.546	32.077	27.101	47.368	300.0	1:49:51.035	48	2	1:43.563	31.473	25.779	46.311	308.6	1:44:02.333
46	2	1:45.168	31.850	27.089	46.229	300.8	1:51:36.203	49	2	1:44.050	31.842	25.756	46.452	308.6	1:45:46.383
47	2	1:44.799	31.791	27.161	45.847	299.2	1:53:21.002	50	2	1:43.570	31.534	25.843	46.193	309.5	1:47:29.953
48	2	1:44.663	31.773	26.951	45.939	298.3	1:55:05.665	51	2	1:43.635	31.595	25.659	46.381	307.7	1:49:13.588
49	2	1:44.326	31.842	27.005	45.479	302.5	1:56:49.991	52	2	2:35.636B	32.046	25.730	1:37.860	312.1	1:51:49.224
50	2	1:44.004	31.672	26.943	45.389	300.0	1:58:33.995	53	1	2:08.607	50.086	26.328	52.193	312.1	1:53:57.831
51	2	1:44.408	31.689	26.828	45.891	302.5	2:00:18.403	54	1	2:18.603	32.438	55.967	50.198	225.0	1:56:16.434

14	Porsche Team		Porsche 919 Hybrid				
	1. Romain DUMAS	3. Marc LIEB	LMP1 - H				
	2. Neel JANI						
1	3	3:10.893	1:56.037	26.595	48.261	314.9	3:10.893
2	3	1:45.496	32.197	26.260	47.039	306.8	4:56.389
3	3	1:43.466	31.317	25.938	46.211	304.2	6:39.855
4	3	1:43.820	31.515	26.015	46.290	308.6	8:23.675
5	3	1:43.914	31.450	26.007	46.457	304.2	10:07.589
6	3	1:43.960	31.618	26.088	46.254	307.7	11:51.549
7	3	1:44.476	31.708	26.171	46.597	302.5	13:36.025
8	3	5:57.010B	31.536	26.142	4:59.332	307.7	19:33.035
9	3	2:03.339	49.600	26.167	47.572	305.1	21:36.374

20	Porsche Team		Porsche 919 Hybrid				
	1. Timo BERNHARD	3. Brendon HARTLEY	LMP1 - H				
	2. Mark WEBBER						
1	3	4:38.343	3:23.299	26.984	48.060	310.3	4:38.343
2	3	1:42.037	31.403	25.246	45.388	315.8	6:20.380
3	3	1:41.289	30.908	25.197	45.184	317.6	8:01.669
4	3	1:41.636	31.030	25.183	45.423	316.7	9:43.305
5	3	1:41.926	31.020	25.272	45.634	315.8	11:25.231
6	3	1:43.363	31.398	25.479	46.486	312.1	13:08.594



FIA WEC

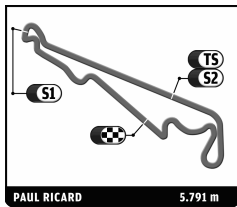
THE PROLOGUE - PAUL RICARD

Friday Night Session

Sector Analysis

■ Personal Best
 ■ Session Best
 ■ Crossing the finish line in pit lane

Lap	D	Time	Sector 1	Sector 2	Sector 3	T. Spd	Elapsed	Lap	D	Time	Sector 1	Sector 2	Sector 3	T. Spd	Elapsed
7	3	1:42.285	31.324	25.324	45.637	313.0	14:50.879	6	1	1:57.319 B	32.970	28.968	55.381	271.4	13:10.622
8	3	1:42.603	31.387	25.310	45.906	315.8	16:33.482	7	1	4:45.558	3:28.651	28.993	47.914	270.0	17:56.180
9	3	8:42.776 B	31.772	25.485	7:45.519	313.0	25:16.258	8	1	1:49.746	33.007	28.963	47.776	270.7	19:45.926
10	3	2:03.399	50.066	25.747	47.586	315.8	27:19.657	9	1	1:50.096	33.210	28.987	47.899	270.7	21:36.022
11	3	1:45.889	31.932	25.675	48.282	314.0	29:05.546	10	1	1:58.453 B	33.474	28.981	55.998	270.7	23:34.475
12	3	1:44.678	31.862	25.534	47.282	315.8	30:50.224	11	1	3:39.881	2:20.137	28.885	50.859	271.4	27:14.356
13	3	1:43.984	31.819	25.508	46.657	317.6	32:34.208	12	1	2:03.524 B	33.467	29.078	1:00.979	270.7	29:17.880
14	3	1:44.349	31.655	25.551	47.143	311.2	34:18.557	<div style="border: 1px solid black; padding: 5px;"> 26 G-Drive Racing Morgan - Nissan 1. Roman RUSINOV 3. Julien CANAL 2. Olivier PLA LMP2 </div>							
15	3	1:43.533	31.546	25.440	46.547	321.4	36:02.090								
16	3	1:43.649	31.812	25.465	46.372	317.6	37:45.739								
17	3	1:43.709	31.736	25.441	46.532	320.5	39:29.448								
18	3	4:04.625 B	32.011	25.529	3:07.085	314.9	43:34.073								
19	2	2:07.175	52.755	26.201	48.219	314.0	45:41.248								
20	2	1:45.240	32.327	25.722	47.191	313.0	47:26.488								
21	2	1:44.586	31.950	25.609	47.027	314.9	49:11.074								
22	2	1:44.256	31.807	25.522	46.927	316.7	50:55.330								
23	2	1:48.775	32.145	26.652	49.978	319.5	52:44.105								
24	2	1:45.573	32.085	25.702	47.786	314.9	54:29.678								
25	2	1:45.522	32.054	25.460	48.008	314.9	56:15.200								
26	2	1:46.129	31.935	25.468	48.726	318.6	58:01.329								
27	2	6:58.504 B	31.879	25.454	6:01.171	316.7	1:04:59.833								
28	2	2:09.356	53.379	26.623	49.354	313.0	1:07:09.189								
29	2	1:42.402	31.314	25.534	45.554	309.5	1:08:51.591								
30	2	1:49.254	33.329	26.411	49.514	315.8	1:10:40.845								
31	2	1:44.678	32.532	25.534	46.612	309.5	1:12:25.523								
32	2	1:43.040	31.169	25.309	46.562	311.2	1:14:08.563								
33	2	1:42.964	31.108	25.385	46.471	309.5	1:15:51.527								
34	2	1:43.943	31.475	25.382	47.086	315.8	1:17:35.470								
35	2	1:43.764	31.815	25.426	46.523	313.0	1:19:19.234								
36	2	2:21.830 B	31.418	25.349	1:25.063	313.0	1:21:41.064								
37	2	2:04.198	50.386	25.881	47.931	309.5	1:23:45.262								
38	2	1:44.785	32.084	25.626	47.075	309.5	1:25:30.047								
39	2	1:43.781	31.523	25.630	46.628	313.0	1:27:13.828								
40	2	1:43.861	31.701	25.525	46.635	314.0	1:28:57.689								
41	2	1:44.424	31.776	25.610	47.038	319.5	1:30:42.113								
42	2	1:44.059	31.740	25.544	46.775	314.9	1:32:26.172								
43	2	1:43.590	31.515	25.604	46.471	314.0	1:34:09.762								
44	2	1:43.837	31.525	25.326	46.986	314.0	1:35:53.599								
45	2	1:43.963	31.699	25.566	46.698	312.1	1:37:37.562								
46	2	5:00.935 B	31.758	25.556	4:03.621	315.8	1:42:38.497								
47	2	2:05.039	50.809	26.120	48.110	309.5	1:44:43.536								
48	2	1:46.868	31.954	25.589	49.325	311.2	1:46:30.404								
49	2	1:44.970	32.275	25.629	47.066	316.7	1:48:15.374								
50	2	1:44.604	31.701	25.842	47.061	310.3	1:49:59.978								
51	2	1:45.826	32.623	26.163	47.040	311.2	1:51:45.804								
52	2	2:41.927 B	31.566	25.568	1:44.793	314.0	1:54:27.731								
53	2	2:01.988	49.021	25.747	47.220	314.9	1:56:29.719								
54	2	2:12.062 B	31.544	25.438	1:15.080	316.7	1:58:41.781								
55	2	2:01.833	48.901	25.819	47.113	308.6	2:00:43.614								
<div style="border: 1px solid black; padding: 5px;"> 23 Millennium Racing Oreca 03 - Nissan 1. Shinji NAKANO LMP2 </div>							1	1	2:32.357 B	1:03.276	30.283	58.798	268.0	2:32.357	
							2	1	3:11.596	1:53.821	29.154	48.621	270.0	5:43.953	
							3	1	1:50.565	33.325	29.064	48.176	272.7	7:34.518	
							4	1	1:49.539	33.028	28.965	47.546	272.0	9:24.057	
							5	1	1:49.246	32.826	28.916	47.504	272.0	11:13.303	
							6	1	1:50.096	33.210	28.987	47.899	270.7	13:03.475	
							7	1	1:58.453 B	33.474	28.981	55.998	270.7	15:02.569	
							8	1	3:39.881	2:20.137	28.885	50.859	271.4	17:02.569	
							9	1	2:03.524 B	33.467	29.078	1:00.979	270.7	19:06.254	
							10	1	1:57.319 B	32.970	28.968	55.381	271.4	21:04.518	
							11	1	4:45.558	3:28.651	28.993	47.914	270.0	23:03.475	
							12	1	1:49.746	33.007	28.963	47.776	270.7	25:03.222	
							13	1	1:50.096	33.210	28.987	47.899	270.7	27:03.022	
							14	1	1:58.453 B	33.474	28.981	55.998	270.7	29:02.569	
							15	1	3:39.881	2:20.137	28.885	50.859	271.4	31:02.569	
							16	1	2:03.524 B	33.467	29.078	1:00.979	270.7	33:02.569	
							17	1	1:57.319 B	32.970	28.968	55.381	271.4	35:02.569	
							18	1	4:45.558	3:28.651	28.993	47.914	270.0	37:02.569	
							19	1	1:49.746	33.007	28.963	47.776	270.7	39:02.569	
							20	1	1:50.096	33.210	28.987	47.899	270.7	41:02.569	
21	1	1:58.453 B	33.474	28.981	55.998	270.7	43:02.569								
22	1	3:39.881	2:20.137	28.885	50.859	271.4	45:02.569								
23	1	2:03.524 B	33.467	29.078	1:00.979	270.7	47:02.569								
<div style="border: 1px solid black; padding: 5px;"> 27 SMP Racing Oreca 03 - Nissan 1. Sergey ZLOBIN 3. Maurizio MEDIANI 2. Nicolas MINASSIAN LMP2 </div>							1	2	17:20.481	...	30.739	51.692	267.3	17:20.481	
							2	2	1:50.262	33.605	29.022	47.635	270.7	19:10.743	
							3	2	1:49.853	33.151	28.925	47.777	270.0	21:00.596	
							4	2	1:55.035	33.329	29.019	52.687	271.4	22:55.631	
							5	2	6:45.701 B	33.467	28.910	5:43.324	271.4	29:41.332	
							6	2	2:15.897	52.859	29.862	53.176	271.4	31:57.229	
							7	2	1:50.962	33.687	29.171	48.104	269.3	33:48.191	
							8	2	1:50.051	33.249	29.013	47.789	270.0	35:38.242	
							9	2	1:55.814	33.618	29.030	53.166	271.4	37:34.056	
							10	2	1:50.589	33.341	29.005	48.243	270.7	39:24.645	
							11	2	8:31.828 B	33.047	28.960	7:29.821	270.0	47:56.473	
							12	1	2:16.588	52.368	30.209	54.011	268.7	50:13.061	
							13	1	1:58.648	36.135	30.135	52.378	270.7	52:11.709	
							14	1	1:58.929	36.050	30.259	52.620	268.7	54:10.638	
							15	1	1:56.584	35.777	29.914	50.893	269.3	56:07.222	
							16	1	1:57.767	35.166	29.594	53.007	268.7	58:04.989	
							17	1	2:00.191	35.617	29.506	55.068	270.0	1:00:05.180	
							18	1	2:00.598	35.466	29.734	55.398	270.7	1:02:05.778	
							19	1	1:59.222	35.657	29.827	53.738	270.0	1:04:05.000	
							20	1	1:57.541	35.824	29.618	52.099	270.7	1:06:02.541	
21	1	2:00.732	36.003	30.114	54.615	270.0	1:08:03.273								
22	1	1:59.296	36.535	29.735	53.026	271.4	1:10:02.569								
23	1	6:22.616 B	36.217	29.704	5:16.695	269.3	1:16:25.185								



FIA WEC

THE PROLOGUE - PAUL RICARD

Friday Night Session

Sector Analysis

■ Personal Best
 ■ Session Best
 ■ Crossing the finish line in pit lane

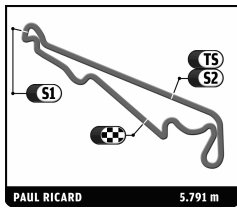
Lap	D	Time	Sector 1	Sector 2	Sector 3	T. Spd	Elapsed	Lap	D	Time	Sector 1	Sector 2	Sector 3	T. Spd	Elapsed
24	1	2:15.838	53.147	30.544	52.147	269.3	1:18:41.023	4	2	1:59.751	36.013	30.710	53.028	268.0	40:33.146
25	1	1:55.634	35.721	29.611	50.302	270.7	1:20:36.657	5	2	1:59.745	35.916	30.628	53.201	267.3	42:32.891
26	1	1:54.689	35.105	29.338	50.246	272.0	1:22:31.346	6	2	1:59.139	35.741	30.639	52.759	269.3	44:32.030
27	1	1:55.672	35.194	29.546	50.932	270.0	1:24:27.018	7	2	1:59.106	35.766	30.576	52.764	268.0	46:31.136
28	1	1:56.585	36.275	29.588	50.722	272.0	1:26:23.603	8	2	2:02.412	37.839	30.820	53.753	269.3	48:33.548
29	1	1:54.470	35.203	29.348	49.919	270.0	1:28:18.073	9	2	1:59.670	35.781	30.855	53.034	266.7	50:33.218
30	1	1:55.343	34.874	29.424	51.045	271.4	1:30:13.416	10	2	2:08.000 B	35.953	31.110	1:00.937	268.0	52:41.218
31	1	4:07.141 B	36.653	30.238	3:00.250	270.7	1:34:20.557	11	1	4:00.097	2:33.800	31.406	54.891	266.7	56:41.315
32	3	2:20.329	56.362	30.562	53.405	269.3	1:36:40.886	12	1	2:00.645	36.190	30.933	53.522	266.7	58:41.960
33	3	1:55.264	35.199	29.646	50.419	269.3	1:38:36.150	13	1	2:00.742	36.239	30.927	53.576	266.7	1:00:42.702
34	3	1:54.033	34.422	29.483	50.128	271.4	1:40:30.183	14	1	2:01.595	36.232	30.858	54.505	267.3	1:02:44.297
35	3	1:53.504	34.202	29.421	49.881	270.0	1:42:23.687	15	1	2:00.937	36.116	30.823	53.998	268.0	1:04:45.234
36	3	1:53.359	34.209	29.368	49.782	270.0	1:44:17.046	16	1	2:09.288 B	36.202	30.769	1:02.317	268.0	1:06:54.522
37	3	1:53.454	34.184	29.432	49.838	270.0	1:46:10.500	17	3	4:04.038	2:35.926	32.314	55.798	266.7	1:10:58.560
38	3	1:54.100	34.058	29.447	50.595	272.7	1:48:04.600	18	3	2:02.288	36.807	31.136	54.345	265.4	1:13:00.848
39	3	1:53.142	34.224	29.278	49.640	271.4	1:49:57.742	19	3	2:01.047	36.369	30.844	53.834	266.0	1:15:01.895

37		SMP Racing		Oreca 03 - Nissan			
		1.Kirill LADYGIN		3.Anton LADYGIN			
		2.Viktor SHAITAR		LMP2			
1	3	20:45.067	...	30.823	53.280	266.0	20:45.067
2	3	1:55.757	35.886	29.648	50.223	268.7	22:40.824
3	3	1:54.656	34.451	29.729	50.476	269.3	24:35.480
4	3	1:54.613	34.900	29.572	50.141	271.4	26:30.093
5	3	8:23.542 B	36.652	29.929	7:16.961	268.7	34:53.635
6	3	2:12.703	52.687	29.821	50.195	268.0	37:06.338
7	3	1:52.960	33.886	29.561	49.513	271.4	38:59.298
8	3	1:53.084	33.901	29.427	49.756	270.7	40:52.382
9	3	1:53.158	34.157	29.450	49.551	272.0	42:45.540
10	3	1:54.633	34.090	29.473	51.070	272.0	44:40.173
11	3	1:52.555	33.957	29.510	49.088	270.7	46:32.728
12	3	8:28.721 B	35.522	29.557	7:23.642	272.7	55:01.449
13	2	2:16.879	52.458	30.398	54.023	269.3	57:18.328
14	2	1:54.644	34.586	29.559	50.499	270.7	59:12.972
15	2	1:53.815	34.069	29.607	50.139	270.0	1:01:06.787
16	2	1:53.277	34.019	29.416	49.842	270.0	1:03:00.064
17	2	1:54.064	34.326	29.706	50.032	270.7	1:04:54.128
18	2	1:53.363	34.602	29.447	49.314	272.0	1:06:47.491
19	2	1:53.381	33.601	29.749	50.031	269.3	1:08:40.872
20	2	1:52.487	34.059	29.490	48.938	270.0	1:10:33.359
21	2	7:07.408 B	33.679	29.274	6:04.455	270.0	1:17:40.767
22	1	2:12.384	52.025	29.367	50.992	270.0	1:19:53.151
23	1	1:53.940	34.075	29.292	50.573	272.0	1:21:47.091
24	1	1:55.583	34.064	29.464	52.055	270.7	1:23:42.674
25	1	1:58.353	36.036	29.790	52.527	271.4	1:25:41.027
26	1	1:55.372	36.733	29.497	49.142	272.0	1:27:36.399
27	1	6:10.082 B	33.927	29.045	5:07.110	272.7	1:33:46.481
28	1	2:09.665	51.385	29.326	48.954	270.0	1:35:56.146
29	1	1:50.696	33.672	29.225	47.799	270.7	1:37:46.842
30	1	1:50.889	33.607	29.097	48.185	270.7	1:39:37.731
31	1	1:51.071	33.650	29.074	48.347	272.0	1:41:28.802
32	1	1:52.929	34.358	29.565	49.006	270.7	1:43:21.731

52		RAM Racing		Ferrari F458 Italia			
		1.Matt GRIFFIN		3.James ROSSITER			
		2.Alvaro PARENTE		LMGTE Pro			
1	2	34:30.759	...	33.909	55.460	261.5	34:30.759
2	2	2:02.755	36.969	30.944	54.842	266.7	36:33.514
3	2	1:59.881	36.160	30.730	52.991	267.3	38:33.395

Lap	D	Time	Sector 1	Sector 2	Sector 3	T. Spd	Elapsed	Lap	D	Time	Sector 1	Sector 2	Sector 3	T. Spd	Elapsed
4	2	1:59.751	36.013	30.710	53.028	268.0	40:33.146	4	2	1:59.751	36.013	30.710	53.028	268.0	40:33.146
5	2	1:59.745	35.916	30.628	53.201	267.3	42:32.891	5	2	1:59.745	35.916	30.628	53.201	267.3	42:32.891
6	2	1:59.139	35.741	30.639	52.759	269.3	44:32.030	6	2	1:59.139	35.741	30.639	52.759	269.3	44:32.030
7	2	1:59.106	35.766	30.576	52.764	268.0	46:31.136	7	2	1:59.106	35.766	30.576	52.764	268.0	46:31.136
8	2	2:02.412	37.839	30.820	53.753	269.3	48:33.548	8	2	2:02.412	37.839	30.820	53.753	269.3	48:33.548
9	2	1:59.670	35.781	30.855	53.034	266.7	50:33.218	9	2	1:59.670	35.781	30.855	53.034	266.7	50:33.218
10	2	2:08.000 B	35.953	31.110	1:00.937	268.0	52:41.218	10	2	2:08.000 B	35.953	31.110	1:00.937	268.0	52:41.218
11	1	4:00.097	2:33.800	31.406	54.891	266.7	56:41.315	11	1	4:00.097	2:33.800	31.406	54.891	266.7	56:41.315
12	1	2:00.645	36.190	30.933	53.522	266.7	58:41.960	12	1	2:00.645	36.190	30.933	53.522	266.7	58:41.960
13	1	2:00.742	36.239	30.927	53.576	266.7	1:00:42.702	13	1	2:00.742	36.239	30.927	53.576	266.7	1:00:42.702
14	1	2:01.595	36.232	30.858	54.505	267.3	1:02:44.297	14	1	2:01.595	36.232	30.858	54.505	267.3	1:02:44.297
15	1	2:00.937	36.116	30.823	53.998	268.0	1:04:45.234	15	1	2:00.937	36.116	30.823	53.998	268.0	1:04:45.234
16	1	2:09.288 B	36.202	30.769	1:02.317	268.0	1:06:54.522	16	1	2:09.288 B	36.202	30.769	1:02.317	268.0	1:06:54.522
17	3	4:04.038	2:35.926	32.314	55.798	266.7	1:10:58.560	17	3	4:04.038	2:35.926	32.314	55.798	266.7	1:10:58.560
18	3	2:02.288	36.807	31.136	54.345	265.4	1:13:00.848	18	3	2:02.288	36.807	31.136	54.345	265.4	1:13:00.848
19	3	2:01.047	36.369	30.844	53.834	266.0	1:15:01.895	19	3	2:01.047	36.369	30.844	53.834	266.0	1:15:01.895
20	3	2:01.332	36.565	30.763	54.004	268.7	1:17:03.227	20	3	2:01.332	36.565	30.763	54.004	268.7	1:17:03.227
21	3	2:15.772 B	36.774	31.420	1:07.578	266.7	1:19:18.999	21	3	2:15.772 B	36.774	31.420	1:07.578	266.7	1:19:18.999
22	3	18:50.436	...	32.950	56.979	264.1	1:38:09.435	22	3	18:50.436	...	32.950	56.979	264.1	1:38:09.435
23	3	2:14.901 B	38.092	32.500	1:04.309	262.8	1:40:24.336	23	3	2:14.901 B	38.092	32.500	1:04.309	262.8	1:40:24.336
24	3	11:20.646 B	9:44.229	31.887	1:04.530	264.7	1:51:44.982	24	3	11:20.646 B	9:44.229	31.887	1:04.530	264.7	1:51:44.982
25	1	3:10.915	1:44.788	31.395	54.732	263.4	1:54:55.897	25	1	3:10.915	1:44.788	31.395	54.732	263.4	1:54:55.897
26	1	2:13.449 B	37.606	31.795	1:04.048	266.0	1:57:09.346	26	1	2:13.449 B	37.606	31.795	1:04.048	266.0	1:57:09.346

53		RAM Racing		Ferrari F458 Italia			
		1.Johnny MOWLEM		3.Ben COLLINS			
		2.Mark PATTERSON		LMGTE Am			
1	1	48:36.626	...	31.555	55.512	267.3	48:36.626
2	1	2:04.953	37.796	31.210	55.947	266.0	50:41.579
3	1	2:03.241	37.212	31.230	54.799	265.4	52:44.820
4	1	2:03.047	36.938	31.216	54.893	264.7	54:47.867
5	1	2:04.053	37.488	32.116	54.449	267.3	56:51.920
6	1	2:04.114	37.872	31.346	54.896	265.4	58:56.034
7	1	2:14.242 B	37.546	31.220	1:05.476	265.4	1:01:10.276
8	2	3:41.127	2:12.409	31.926	56.792	266.7	1:04:51.403
9	2	2:09.438	38.821	31.805	58.812	265.4	1:07:00.841
10	2	2:09.134	38.815	32.647	57.672	262.8	1:09:09.975
11							



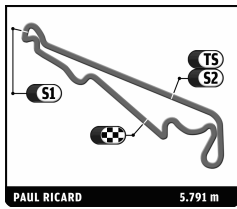
FIA WEC

THE PROLOGUE - PAUL RICARD

Friday Night Session

Sector Analysis

Personal Best								Session Best								B Crossing the finish line in pit lane							
Lap	D	Time	Sector 1	Sector 2	Sector 3	T. Spd	Elapsed	Lap	D	Time	Sector 1	Sector 2	Sector 3	T. Spd	Elapsed	Lap	D	Time	Sector 1	Sector 2	Sector 3	T. Spd	Elapsed
71 AF Corse 1. Davide RIGON 2. Gianmaria BRUNI 3. James CALADO Ferrari F458 Italia LMGTE Pro																							
1	1	24:43.023	...	32.716	57.382	262.1	24:43.023	2	1	2:03.463	37.241	31.311	54.911	263.4	26:46.486	3	1	2:01.928	36.715	31.367	53.846	265.4	28:48.414
4	1	2:01.949	36.907	31.162	53.880	264.1	30:50.363	5	1	2:01.786	36.548	31.102	54.136	265.4	32:52.149	6	1	2:01.492	36.527	31.083	53.882	264.7	34:53.641
7	1	3:21.156 B	36.350	31.015	2:13.791	265.4	38:14.797	8	3	2:24.039	57.823	31.092	55.124	266.7	40:38.836	9	3	2:02.353	36.893	31.110	54.350	266.0	42:41.189
10	3	2:03.801	36.654	30.983	56.164	266.0	44:44.990	11	3	2:01.995	36.867	30.995	54.133	265.4	46:46.985	12	3	2:01.974	36.726	31.057	54.191	265.4	48:48.959
13	3	2:01.254	36.596	30.968	53.690	266.7	50:50.213	14	3	2:01.504	36.677	30.838	53.989	266.7	52:51.717	15	3	2:02.403	36.495	30.860	55.048	268.0	54:54.120
16	3	2:01.345	36.612	30.902	53.831	266.7	56:55.465	17	3	4:35.744 B	37.644	30.917	3:27.183	268.0	1:01:31.209	18	1	2:21.720	56.169	31.565	53.986	242.2	1:03:52.929
19	1	1:59.311	36.070	30.633	52.608	265.4	1:05:52.240	20	1	1:58.986	35.682	30.727	52.577	265.4	1:07:51.226	21	1	1:59.216	35.838	30.747	52.631	266.7	1:09:50.442
22	1	3:20.725 B	35.709	30.760	2:14.256	265.4	1:13:11.167	23	3	2:21.319	56.189	31.574	53.556	266.0	1:15:32.486	24	3	2:00.411	36.346	30.993	53.072	263.4	1:17:32.897
25	3	2:00.022	36.074	30.796	53.152	266.0	1:19:32.919	26	3	1:59.434	35.843	30.852	52.739	264.7	1:21:32.353	27	3	1:59.162	35.819	30.760	52.583	264.7	1:23:31.515
28	3	1:59.155	35.708	30.756	52.691	265.4	1:25:30.670	29	3	1:59.083	35.764	30.680	52.639	267.3	1:27:29.753	30	3	1:58.989	35.813	30.716	52.460	266.0	1:29:28.742
31	3	1:59.155	...	52.703	265.4	...	1:31:27.897	32	3	1:58.998	35.733	30.656	52.609	267.3	1:33:26.895	33	3	2:00.551	35.733	30.680	54.138	265.4	1:35:27.446
34	3	2:01.412	35.992	30.829	54.591	265.4	1:37:28.858	35	3	1:59.972	36.059	30.871	53.042	265.4	1:39:28.830	36	3	1:59.216	35.771	30.663	52.782	265.4	1:41:28.046
77 Proton Competition 1. Christian RIED 2. Klaus BACHLER 3. Khaled AL QUBAIS Porsche 911 RSR LMGTE Am																							
3	1	5:06.266 B	58.124	32.655	3:35.487	261.5	41:41.694	4	3	2:23.423	55.559	32.186	55.678	261.5	44:05.117	5	3	2:09.310	40.305	33.235	55.770	262.1	46:14.427
6	3	2:04.001	37.524	31.536	54.941	262.8	48:18.428	7	3	2:02.814	37.005	31.412	54.397	262.8	50:21.242								
88 AF Corse 1. Stephen WYATT 2. Michele RUGOLO 3. Sam BIRD Ferrari F458 Italia LMGTE Am																							
1	1	27:27.109	...	34.287	1:04.911	240.0	27:27.109	2	1	9:08.319 B	48.842	37.666	7:41.811	213.4	36:35.428								
81 Aston Martin Racing 1. Alex MACDOWALL 2. Darryl O'YOUNG 3. Fernando REES Aston Martin Vantage V8 LMGTE Pro																							
1	1	40:08.685	...	34.118	57.361	229.8	40:08.685	2	1	2:05.827	38.370	31.683	55.774	261.5	42:14.512	3	1	2:04.621	37.633	31.469	55.519	264.1	44:19.133
4	1	2:08.087	38.320	31.514	58.253	264.1	46:27.220	5	1	2:12.472	37.677	31.488	1:03.307	264.1	48:39.692	6	1	2:04.654	37.472	31.246	55.936	265.4	50:44.346
7	1	2:03.902	37.111	31.305	55.486	265.4	52:48.248	8	1	2:17.566 B	37.553	31.334	1:08.679	264.1	55:05.814	9	1	6:41.887	5:14.861	31.730	55.296	260.2	1:01:47.701
10	1	2:06.253	38.130	31.348	56.775	264.1	1:03:53.954	11	1	2:02.730	36.961	31.016	54.753	266.7	1:05:56.684	12	1	2:02.437	36.851	31.046	54.540	265.4	1:07:59.121
13	1	2:04.617	37.191	30.987	56.439	266.0	1:10:03.738	14	1	2:03.644	36.946	30.954	55.744	265.4	1:12:07.382	15	1	2:03.850	37.019	31.000	55.831	263.4	1:14:11.232
16	1	2:05.555	37.528	31.649	56.378	257.8	1:16:16.787	17	1	2:02.780	36.907	31.107	54.766	262.8	1:18:19.567	18	1	2:03.584	36.732	31.026	55.826	263.4	1:20:23.151
19	1	2:04.600	37.076	31.389	56.135	264.1	1:22:27.751	20	1	2:16.641 B	37.436	31.392	1:07.813	264.7	1:24:44.392	21	3	6:04.257	4:35.776	31.973	56.508	260.9	1:30:48.649
22	3	2:04.422	37.602	31.428	55.392	261.5	1:32:53.071	23	3	2:03.288	36.987	31.165	55.136	264.7	1:34:56.359	24	3	2:01.676	36.705	30.962	54.009	264.1	1:36:58.035
25	3	2:01.856	36.671	30.835	54.350	265.4	1:38:59.891	26	3	2:01.808	36.526	30.845	54.437	265.4	1:41:01.699	27	3	2:01.606	36.873	30.783	53.950	266.7	1:43:03.305
28	3	2:00.607	36.296	30.864	53.447	266.0	1:45:03.912	29	3	2:00.685	36.490	30.824	53.371	265.4	1:47:04.597	30	3	2:01.137	36.329	30.877	53.931	265.4	1:49:05.734
31	3	2:00.924	36.494	30.821	53.609	266.7	1:51:06.658	32	3	2:13.669 B	36.779	32.286	1:04.604	260.9	1:53:20.327								



FIA WEC

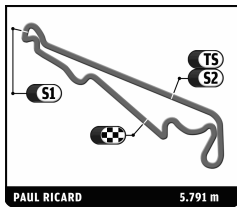
THE PROLOGUE - PAUL RICARD

Saturday Afternoon Session

Sector Analysis

■ Personal Best
 ■ Session Best
 ■ B Crossing the finish line in pit lane

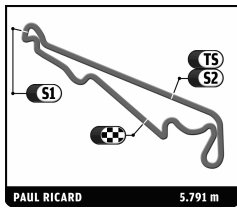
Lap	D	Time	Sector 1	Sector 2	Sector 3	T. Spd	Elapsed	Lap	D	Time	Sector 1	Sector 2	Sector 3	T. Spd	Elapsed
1 Audi Sport Team Joest Audi R18 e-tron quattro 1. Lucas DI GRASSI 3. Tom KRISTENSEN LMP1 - H 2. Loic DUVAL								4	2	1:46.804	32.255	27.179	47.370	291.1	7:17.923
1	1	1:15:42.248	B	...	32.770	1:11.046	248.8	1:15:42.248							
2	1	3:02.950	1:43.053	27.329	52.568	285.7	1:18:45.198								
3	1	1:45.855	32.359	26.933	46.563	283.5	1:20:31.053								
4	1	1:55.440	B	33.065	26.956	55.419	288.0	1:22:26.493							
5	2	3:06.454	1:49.290	28.330	48.834	285.7	1:25:32.947								
6	2	1:46.583	32.530	27.292	46.761	283.5	1:27:19.530								
7	2	1:55.369	B	32.637	27.276	55.456	284.2	1:29:14.899							
8	3	3:02.468	1:46.804	27.506	48.158	279.1	1:32:17.367								
9	3	1:57.306	B	32.492	27.240	57.574	286.5	1:34:14.673							
10	3	41:40.544	...	30.351	54.218	262.8	2:15:55.217								
11	3	1:45.928	32.471	27.178	46.279	287.2	2:17:41.145								
12	3	1:45.953	32.271	27.089	46.593	288.0	2:19:27.098								
13	3	1:54.570	B	31.983	26.964	55.623	285.7	2:21:21.668							
14	1	3:13.106	1:56.704	26.917	49.485	286.5	2:24:34.774								
15	1	1:45.621	32.130	27.173	46.318	285.7	2:26:20.395								
16	1	1:54.385	B	32.637	26.882	54.866	287.2	2:28:14.780							
17	2	3:29.183	2:13.800	27.747	47.636	284.2	2:31:43.963								
18	2	1:46.072	32.421	27.005	46.646	288.8	2:33:30.035								
19	2	1:55.139	B	32.217	26.949	55.973	291.9	2:35:25.174							
2 Audi Sport Team Joest Audi R18 e-tron quattro 1. Marcel FÄSSLER 3. Benoit TRÉLUYER LMP1 - H 2. André LOTTERER								5	2	1:47.146	32.253	27.354	47.539	289.5	9:05.069
1	3	1:12:23.824	...	32.373	49.335	272.7	1:12:23.824								
2	3	1:47.255	32.480	27.423	47.352	285.0	1:14:11.079								
3	3	1:48.136	32.607	27.489	48.040	282.0	1:15:59.215								
4	3	1:48.190	32.946	27.955	47.289	282.0	1:17:47.405								
5	3	1:57.029	B	32.509	27.283	57.237	286.5	1:19:44.434							
6	3	28:16.736	...	28.077	47.701	286.5	1:48:01.170								
7	3	1:47.356	32.894	27.409	47.053	284.2	1:49:48.526								
8	3	1:46.380	32.486	27.309	46.585	288.0	1:51:34.906								
9	3	1:47.331	32.627	27.949	46.755	286.5	1:53:22.237								
10	3	1:57.255	B	32.458	27.135	57.662	289.5	1:55:19.492							
11	3	35:45.119	...	27.423	48.198	291.1	2:31:04.611								
12	3	1:44.274	31.524	26.806	45.944	291.1	2:32:48.885								
13	3	1:43.423	31.290	26.481	45.652	284.2	2:34:32.308								
14	3	2:03.739	35.573	32.713	55.453	192.9	2:36:36.047								
15	3	1:45.028	31.909	26.894	46.225	288.8	2:38:21.075								
16	3	1:53.051	B	31.515	26.806	54.730	288.0	2:40:14.126							
17	1	3:26.374	2:10.302	27.416	48.656	274.1	2:43:40.500								
18	1	1:45.206	32.203	26.945	46.058	286.5	2:45:25.706								
19	1	1:45.721	32.140	26.693	46.888	293.5	2:47:11.427								
20	1	1:54.812	37.290	28.170	49.352	282.0	2:49:06.239								
21	1	1:45.209	32.066	26.747	46.396	288.0	2:50:51.448								
22	1	1:52.682	B	32.038	26.651	53.993	291.9	2:52:44.130							
23	2	2:52.643	1:37.094	27.916	47.633	274.8	2:55:36.773								
24	2	1:53.758	B	32.232	26.927	54.599	289.5	2:57:30.531							
25	2	3:34.194	B	1:39.998	38.526	1:15.670	206.5	3:01:04.725							
7 Toyota Racing Toyota TS 040 - Hybrid 1. Alexander WURZ 3. Kazuki NAKAJIMA LMP1 - H 2. Stéphane SARRAZIN								6	2	1:46.779	32.479	27.215	47.085	291.1	10:51.848
1	2	1:56.270	37.774	28.188	50.308	288.0	1:56.270								
2	2	1:48.052	32.818	27.540	47.694	291.1	3:44.322								
3	2	1:46.797	32.297	27.159	47.341	290.3	5:31.119								
7	2	1:46.804	32.255	27.179	47.370	291.1	7:17.923								
8	2	1:46.558	32.341	27.073	47.144	291.9	14:25.158								
9	2	1:46.869	32.517	27.276	47.076	290.3	16:12.027								
10	2	1:46.167	32.202	27.187	46.778	291.9	17:58.194								
11	2	1:56.989	B	32.712	27.144	57.133	291.1	19:55.183							
12	2	11:05.629	9:49.494	28.019	48.116	276.2	31:00.812								
13	2	1:48.756	32.753	28.312	47.691	278.4	32:49.568								
14	2	1:48.829	33.028	27.917	47.884	279.8	34:38.397								
15	2	1:48.262	32.640	27.871	47.751	283.5	36:26.659								
16	2	1:47.696	32.401	27.698	47.597	287.2	38:14.355								
17	2	1:57.558	B	32.820	27.718	57.020	283.5	40:11.913							
18	3	9:25.738	8:08.961	27.917	48.860	282.0	49:37.651								
19	3	1:48.823	33.051	27.934	47.838	281.2	51:26.474								
20	3	1:48.049	32.868	27.657	47.524	282.7	53:14.523								
21	3	1:48.362	32.643	27.723	47.996	282.7	55:02.885								
22	3	1:47.818	32.612	27.409	47.797	285.0	56:50.703								
23	3	1:48.388	32.689	27.767	47.932	283.5	58:39.091								
24	3	1:58.774	B	33.558	27.567	57.649	283.5	1:00:37.865							
25	3	7:44.971	6:28.967	27.827	48.177	278.4	1:08:22.836								
26	3	1:48.029	32.708	27.774	47.547	281.2	1:10:10.865								
27	3	1:48.018	32.629	27.793	47.596	284.2	1:11:58.883								
28	3	1:48.073	32.959	27.711	47.403	285.0	1:13:46.956								
29	3	1:47.793	32.627	27.631	47.535	283.5	1:15:34.749								
30	3	1:47.502	32.396	27.627	47.479	283.5	1:17:22.251								
31	3	1:47.416	32.573	27.542	47.301	285.7	1:19:09.667								
32	3	1:56.769	B	32.594	27.517	56.658	285.7	1:21:06.436							
33	3	10:12.784	8:58.485	27.376	46.923	285.7	1:31:19.220								
34	3	1:45.690	31.838	27.476	46.376	281.2	1:33:04.910								
35	3	1:46.328	32.138	27.565	46.625	285.0	1:34:51.238								
36	3	1:46.484	32.263	27.562	46.659	283.5	1:36:37.722								
37	3	1:45.835	31.684	27.439	46.712	285.0	1:38:23.557								
38	3	1:46.658	31.875	27.477	47.306	286.5	1:40:10.215								
39	3	1:46.193	32.028	27.696	46.469	286.5	1:41:56.408								
40	3	1:55.420	B	31.968	27.607	55.845	285.0	1:43:51.828							
41	3	11:38.716	...	27.759	46.907	283.5	1:55:30.544								
42	3	1:46.528	32.178	27.618	46.732	282.7	1:57:17.072								
43	3	1:47.638	32.814	27.766	47.058	280.5	1:59:04.710								
44	3	2:10.337	B	34.203	28.635	1:07.499	261.5	2:01:15.047							
45	3	12:36.644	...	27.983	47.798	282.7	2:13:51.691								
46	3	1:45.846	31.767	27.620	46.459	282.7	2:15:37.537								
47	3	1:46.440	32.235	27.566	46.639	287.2	2:17:23.977								
48	3	1:45.796	31.652	27.367	46.777	286.5	2:19:09.773								
49	3	1:47.425	32.054	27.714	47.657	285.7	2:20:57.198								
50	3	1:46.043	32.052	27.373	46.618	285.7	2:22:43.241								
51	3	1:47.069	32.631	27.451	46.987	285.0	2:24:30.310								
52	3	1:46.184	31.778	27.575	46.831	285.7	2:26:16.494								
53	3	1:46.064	31.996	27.411	46.657	285.7	2:28:02.558								
54	3	1:45.736	31.971	27.464	46.301	287.2	2:29:48.294								
55	3	1:45.851	31.965	27.314	46.572	286.5	2:31:34.145								
56	3	1:49.137	32.705	29.483	46.949	286.5	2:33:23.282								
57	3	1:46.150	32.069	27.369	46.712	288.0	2:35:09.432								
58	3	1:46.323	32.170	27.464	46.689	285.7	2:36:55.755								
59	3	1:45.637	31.920	27.196	46.521	289.5	2:38:41.392								
60	3	1:45.897	31.786	27.310	46.801	287.2	2:40:27.289								
61	3	1:46.614	32.121	27.376	47.117	287.2	2:42:13.903								



FIA WEC
THE PROLOGUE - PAUL RICARD
Saturday Afternoon Session

Sector Analysis

								■ Personal Best ■ Session Best ■ Crossing the finish line in pit lane							
Lap	D	Time	Sector 1	Sector 2	Sector 3	T. Spd	Elapsed	Lap	D	Time	Sector 1	Sector 2	Sector 3	T. Spd	Elapsed
62	3	1:45.402	31.806	27.299	46.297	288.0	2:43:59.305	45	3	1:44.578	31.826	26.581	46.171	303.4	2:35:59.593
63	3	1:47.075	32.940	27.443	46.692	287.2	2:45:46.380	46	3	1:56.409 B	33.290	26.622	56.497	305.9	2:37:56.002
64	3	1:44.954	31.695	27.277	45.982	289.5	2:47:31.334	47	3	7:34.795	6:15.784	26.535	52.476	302.5	2:45:30.797
65	3	1:45.608	32.068	27.327	46.213	287.2	2:49:16.942	48	3	1:43.615	31.603	26.579	45.433	310.3	2:47:14.412
66	3	1:45.972	31.981	27.340	46.651	288.8	2:51:02.914	49	3	1:48.536	31.841	28.358	48.337	298.3	2:49:02.948
67	3	1:46.785	32.847	27.459	46.479	287.2	2:52:49.699	50	3	1:47.634	32.631	27.155	47.848	304.2	2:50:50.582
68	3	1:45.431	31.862	27.235	46.334	289.5	2:54:35.130	51	3	1:44.253	31.718	26.622	45.913	304.2	2:52:34.835
69	3	1:45.643	31.690	27.418	46.535	289.5	2:56:20.773	52	3	1:44.573	31.774	26.531	46.268	305.1	2:54:19.408
70	3	1:45.565	31.898	27.343	46.324	288.0	2:58:06.338	53	3	1:44.671	31.786	26.569	46.316	305.1	2:56:04.079
71	3	1:54.787 B	31.844	27.142	55.801	288.0	3:00:01.125	54	3	1:46.638	32.766	26.655	47.217	305.1	2:57:50.717
8	Toyota Racing		Toyota TS 040 - Hybrid												
	1. Anthony DAVIDSON		3. Sébastien BUEMI												
	2. Nicolas LAPIERRE		LMP1 - H												
1	2	35:20.803	...	27.251	48.222	296.7	35:20.803								
2	2	1:48.437	32.554	26.946	48.937	298.3	37:09.240								
3	2	1:47.488	32.490	27.288	47.710	298.3	38:56.728								
4	2	1:53.523	...	49.440	297.5	40:50.251	...								
5	2	1:47.750	32.661	26.899	48.190	298.3	42:38.001								
6	2	1:48.183	32.532	26.991	48.660	298.3	44:26.184								
7	2	1:56.688 B	32.595	27.109	56.984	300.0	46:22.872								
8	2	15:56.917	...	26.957	47.107	298.3	1:02:19.789								
9	2	1:46.605	32.500	26.922	47.183	297.5	1:04:06.394								
10	2	1:46.657	32.848	26.883	46.926	299.2	1:05:53.051								
11	2	1:46.137	32.358	26.984	46.795	296.7	1:07:39.188								
12	2	1:46.354	32.376	26.682	47.296	300.8	1:09:25.542								
13	2	1:45.790	32.113	26.798	46.879	300.8	1:11:11.332								
14	2	1:47.252	32.474	26.951	47.827	298.3	1:12:58.584								
15	2	1:45.957	32.128	26.841	46.988	301.7	1:14:44.541								
16	2	1:50.371	35.240	26.993	48.138	300.8	1:16:34.912								
17	2	1:46.032	32.223	26.627	47.182	302.5	1:18:20.944								
18	2	1:46.166	32.300	26.767	47.099	300.8	1:20:07.110								
19	2	1:46.914	32.759	26.644	47.511	304.2	1:21:54.024								
20	2	1:46.802	32.167	26.855	47.780	300.8	1:23:40.826								
21	2	1:46.299	32.608	26.767	46.924	300.8	1:25:27.125								
22	2	1:48.348	33.051	26.908	48.389	301.7	1:27:15.473								
23	2	1:46.872	32.457	26.745	47.670	301.7	1:29:02.345								
24	2	2:06.831	52.077	27.298	47.456	302.5	1:31:09.176								
25	2	1:47.346	32.914	26.700	47.732	303.4	1:32:56.522								
26	2	1:46.664	32.547	26.714	47.403	300.0	1:34:43.186								
27	2	1:45.893	32.208	26.564	47.121	304.2	1:36:29.079								
28	2	1:45.813	32.232	26.444	47.137	301.7	1:38:14.892								
29	2	1:47.339	32.494	26.581	48.264	302.5	1:40:02.231								
30	2	1:46.689	32.478	26.836	47.375	302.5	1:41:48.920								
31	2	1:45.922	32.331	26.664	46.927	300.8	1:43:34.842								
32	2	1:45.947	32.286	26.603	47.058	303.4	1:45:20.789								
33	2	1:56.110 B	32.431	26.716	56.963	303.4	1:47:16.899								
34	3	2:58.580	1:43.553	26.851	48.176	304.2	1:50:15.479								
35	3	1:47.341	32.863	27.034	47.444	300.0	1:52:02.820								
36	3	1:47.392	32.765	26.896	47.731	301.7	1:53:50.212								
37	3	1:46.882	32.768	26.870	47.244	301.7	1:55:37.094								
38	3	1:47.164	33.094	26.830	47.240	302.5	1:57:24.258								
39	3	1:56.508 B	33.074	27.086	56.348	298.3	1:59:20.766								
40	3	27:52.558	...	27.284	47.103	298.3	2:27:13.324								
41	3	1:44.417	32.042	26.611	45.764	304.2	2:28:57.741								
42	3	1:46.042	31.955	26.628	47.459	305.9	2:30:43.783								
43	3	1:44.570	31.900	26.560	46.110	305.1	2:32:28.353								
44	3	1:46.662	31.797	26.486	48.379	305.9	2:34:15.015								
12	Rebellion Racing		Lola B12/60 - Toyota												
	1. Nicolas PROST		3. Mathias BECHE												
	2. Nick HEIDFELD		LMP1 - L												
1	2	19:01.509	...	29.177	50.010	272.7	19:01.509								
2	2	1:50.512	33.121	28.820	48.571	275.5	20:52.021								
3	2	1:51.046	32.909	28.560	49.577	274.8	22:43.067								
4	2	1:50.038	32.986	28.585	48.467	273.4	24:33.105								
5	2	1:49.818	33.056	28.354	48.408	276.2	26:22.923								
6	2	2:02.114 B	33.181	28.487	1:00.446	274.1	28:25.037								
7	2	17:13.320	...	29.042	49.234	271.4	45:38.357								
8	2	1:50.641	33.047	28.795	48.799	270.7	47:28.998								
9	2	1:50.430	32.915	28.817	48.698	272.7	49:19.428								
10	2	1:50.444	33.196	28.648	48.600	271.4	51:09.872								
11	2	1:50.339	33.344	28.555	48.440	273.4	53:00.211								
12	2	1:49.749	33.052	28.467	48.230	276.9	54:49.960								
13	2	1:50.583	33.449	28.434	48.700	276.9	56:40.543								
14	2	1:53.358	35.084	28.936	49.338	272.7	58:33.901								
15	2	1:50.246	33.296	28.444	48.506	274.8	1:00:24.147								
16	2	1:50.329	33.556	28.382	48.391	279.1	1:02:14.476								
17	2	1:50.881	33.443	28.544	48.894	275.5	1:04:05.357								
18	2	2:00.526 B	33.422	28.402	58.702	275.5	1:06:05.883								
19	2	24:30.534	...	28.638	51.063	274.1	1:30:36.417								
20	2	1:49.895	33.256	28.406	48.233	276.9	1:32:26.312								
21	2	1:49.664	33.171	28.384	48.109	274.1	1:34:15.976								
22	2	1:52.279	33.349	28.463	50.467	273.4	1:36:08.255								
23	2	1:49.175	32.989	28.199	47.987	276.9	1:37:57.430								
24	2	1:58.667 B	33.070	28.431	57.166	277.6	1:39:56.097								
25	2	20:00.017 B	...	30.225	1:03.907	208.9	1:59:56.114								
26	2	15:32.887	...	28.997	51.203	276.2	2:15:29.001								
27	2	1:50.123	33.279	28.476	48.368	274.1	2:17:19.124								
28	2	1:54.808	33.414	28.404	52.990	276.2	2:19:13.932								
29	2	1:49.718	33.218	28.312	48.188	277.6	2:21:03.650								
30	2	1:54.897	34.259	29.728	50.910	276.2	2:22:58.547								
31	2	1:50.119	33.308	28.336	48.475	276.9	2:24:48.666								
32	2	1:50.017	33.149	28.481	48.387	277.6	2:26:38.683								
33	2	1:49.755	33.356	28.375	48.024	279.1	2:28:28.438								
34	2	2:01.943 B	34.634	28.917	58.392	278.4	2:30:30.381								
35	3	13:11.126	...	29.182	49.463	275.5	2:43:41.507								
36	3	1:50.478	33.141	28.651	48.686	277.6	2:45:31.985								
37	3	1:50.980	33.080	28.361	49.539	280.5	2:47:22.965								
38	3	1:49.821	33.229	28.486	48.106	279.8	2:49:12.786								
39	3	1:49.255	32.901	28.467	47.887	278.4	2:51:02.041								
40	3	1:50.902	34.029	28.598	48.275	281.2	2:52:52.943								
41	3	1:49.170	32.938	28.249	47.983	280.5	2:54:42.113								
42	3	1:48.914	32.890	28.104	47.920	281.2	2:56:31.027								

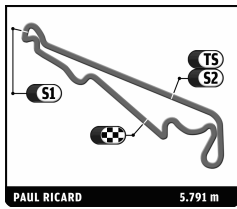


FIA WEC
THE PROLOGUE - PAUL RICARD
Saturday Afternoon Session

Sector Analysis

■ Personal Best ■ Session Best B Crossing the finish line in pit lane

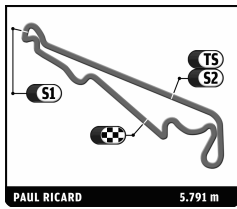
Lap	D	Time	Sector 1	Sector 2	Sector 3	T. Spd	Elapsed	Lap	D	Time	Sector 1	Sector 2	Sector 3	T. Spd	Elapsed
43	3	1:49.643	32.779	28.359	48.505	282.0	2:58:20.670	5	2	1:48.548	31.625	26.801	50.122	313.0	2:32:34.794
44	3	1:49.421	32.926	28.282	48.213	281.2	3:00:10.091	6	2	1:54.139	32.262	25.841	56.036	308.6	2:34:28.933
13 Rebellion Racing Lola B12/60 - Toyota LMP1 - L 1. Dominik KRAIHAMER 3. Fabio LEIMER 2. Andrea BELICCHI								20 Porsche Team Porsche 919 Hybrid LMP1 - H 1. Timo BERNHARD 3. Brendon HARTLEY 2. Mark WEBBER							
1	2	29:43.542	...	29.162	50.080	267.3	29:43.542	1	2	36:43.045	...	27.653	50.443	298.3	36:43.045
2	2	1:50.586	33.210	28.853	48.523	269.3	31:34.128	2	2	1:45.028	32.153	25.789	47.086	305.9	38:28.073
3	2	1:51.387	33.386	29.079	48.922	270.7	33:25.515	3	2	1:45.159	32.046	25.747	47.366	309.5	40:13.232
4	2	1:51.111	33.430	29.001	48.680	270.0	35:16.626	4	2	1:45.405	31.899	25.903	47.603	305.1	41:58.637
5	2	1:52.551	33.441	28.772	50.338	272.7	37:09.177	5	2	1:46.455	31.739	25.899	48.817	305.1	43:45.092
6	2	1:52.038	33.516	29.545	48.977	270.7	39:01.215	6	2	1:45.003	31.782	25.907	47.314	308.6	45:30.095
7	2	2:00.823 B	33.347	28.880	58.596	272.0	41:02.038	7	2	1:46.253	32.080	26.252	47.921	302.5	47:16.348
8	2	16:34.474	...	29.449	50.441	269.3	57:36.512	8	2	1:46.488	32.612	26.115	47.761	305.9	49:02.836
9	2	1:51.337	33.331	29.029	48.977	267.3	59:27.849	9	2	1:46.457	32.674	26.054	47.729	301.7	50:49.293
10	2	1:50.829	33.231	28.747	48.851	269.3	1:01:18.678	10	2	1:46.330	32.650	25.920	47.760	305.9	52:35.623
11	2	1:51.354	33.570	28.923	48.861	270.7	1:03:10.032	11	2	1:46.156	32.227	25.920	48.009	306.8	54:21.779
12	2	1:51.796	34.450	28.700	48.646	271.4	1:05:01.828	12	2	1:45.780	32.304	25.972	47.504	307.7	56:07.559
13	2	2:00.071 B	33.317	28.797	57.957	271.4	1:07:01.899	13	2	1:46.073	32.308	25.985	47.780	301.7	57:53.632
14	2	17:43.941	...	29.073	49.574	270.0	1:24:45.840	14	2	1:45.555	32.059	26.019	47.477	305.1	59:39.187
15	2	1:51.004	33.352	28.779	48.873	270.7	1:26:36.844	15	2	1:45.508	32.083	25.769	47.656	304.2	1:01:24.695
16	2	1:51.247	33.696	28.881	48.670	271.4	1:28:28.091	16	2	1:45.829	32.293	25.975	47.561	309.5	1:03:10.524
17	2	1:59.288 B	33.410	28.781	57.097	272.7	1:30:27.379	17	2	1:45.902	32.756	25.835	47.311	303.4	1:04:56.426
18	3	10:13.272	8:53.919	29.654	49.699	271.4	1:40:40.651	18	2	1:46.581	32.359	25.997	48.225	304.2	1:06:43.007
19	3	1:51.204	33.858	28.907	48.439	272.0	1:42:31.855	19	2	1:45.868	32.460	25.943	47.465	307.7	1:08:28.875
20	3	1:51.774	34.329	28.903	48.542	272.7	1:44:23.629	20	2	1:45.584	32.217	25.883	47.484	308.6	1:10:14.459
21	3	1:49.584	33.002	28.536	48.046	276.2	1:46:13.213	21	2	1:45.927	32.336	25.990	47.601	309.5	1:12:00.386
22	3	1:50.002	33.165	28.713	48.124	272.7	1:48:03.215	22	2	1:45.520	32.346	25.854	47.320	305.1	1:13:45.906
23	3	1:49.394	33.097	28.495	47.802	272.0	1:49:52.609	23	2	1:45.930	32.197	25.973	47.760	307.7	1:15:31.836
24	3	1:49.052	32.877	28.583	47.592	274.1	1:51:41.661	24	2	1:45.978	32.609	25.880	47.489	308.6	1:17:17.814
25	3	1:59.030 B	33.183	28.547	57.300	274.8	1:53:40.691	25	2	1:46.230	32.915	25.899	47.416	306.8	1:19:04.044
26	3	20:17.230	...	30.101	1:02.171	267.3	2:13:57.921	26	2	1:46.424	32.467	26.093	47.864	310.3	1:20:50.468
27	3	1:51.011	34.112	28.746	48.153	270.0	2:15:48.932	27	2	1:45.625	32.151	25.734	47.740	305.9	1:22:36.093
28	3	1:51.257	33.518	28.833	48.906	257.1	2:17:40.189	28	2	1:45.710	32.089	25.838	47.783	305.9	1:24:21.803
29	3	1:54.973	33.931	28.651	52.391	274.8	2:19:35.162	29	2	1:47.170	32.535	26.095	48.540	303.4	1:26:08.973
30	3	1:51.025	33.457	28.595	48.973	273.4	2:21:26.187	30	2	2:48.258 B	32.147	26.003	1:50.108	305.1	1:28:57.231
31	3	1:59.402 B	33.558	28.496	57.348	274.1	2:23:25.589	31	2	2:05.381	51.048	26.288	48.045	305.9	1:31:02.612
32	1	10:50.385	9:29.463	28.996	51.926	274.1	2:34:15.974	32	2	1:44.326	31.992	25.742	46.592	308.6	1:32:46.938
33	1	1:51.822	33.827	28.786	49.209	272.0	2:36:07.796	33	2	1:43.990	31.496	25.752	46.742	305.9	1:34:30.928
34	1	1:51.377	33.777	28.731	48.869	274.8	2:37:59.173	34	2	1:44.084	31.647	25.813	46.624	305.9	1:36:15.012
35	1	1:50.809	33.534	28.489	48.786	274.1	2:39:49.982	35	2	1:44.011	31.534	25.710	46.767	311.2	1:37:59.023
36	1	1:51.696	33.819	28.593	49.284	276.2	2:41:41.678	36	2	1:45.345	32.025	25.955	47.365	303.4	1:39:44.368
37	1	1:49.674	33.133	28.514	48.027	274.1	2:43:31.352	37	2	1:44.543	31.782	25.908	46.853	309.5	1:41:28.911
38	1	1:49.871	33.145	28.483	48.243	273.4	2:45:21.223	38	2	1:45.376	32.099	25.865	47.412	309.5	1:43:14.287
39	1	2:00.983 B	33.584	28.610	58.789	276.9	2:47:22.206	39	2	1:45.344	31.868	25.861	47.615	309.5	1:44:59.631
40	1	4:58.012	3:39.791	28.837	49.384	276.2	2:52:20.218	40	2	1:45.682	32.084	25.845	47.753	308.6	1:46:45.313
41	1	1:51.550	33.595	28.607	49.348	276.9	2:54:11.768	41	2	1:47.063	32.313	27.381	47.369	306.8	1:48:32.376
42	1	1:51.021	33.665	28.505	48.851	274.8	2:56:02.789	42	2	1:45.649	32.369	25.910	47.370	308.6	1:50:18.025
43	1	1:50.800	33.663	28.478	48.659	276.9	2:57:53.589								
44	1	1:50.718	33.748	28.546	48.424	273.4	2:59:44.307								
45	1	1:50.309	33.508	28.449	48.352	272.7	3:01:34.616								
14 Porsche Team Porsche 919 Hybrid LMP1 - H 1. Romain DUMAS 3. Marc LIEB 2. Neel JANI															
1	1	1:55:31.037 B	...	26.330	8:11.283	305.1	1:55:31.037								
2	2	26:16.385 B	50.050	1:50.127	...	23.2	2:21:47.422								
3	2	6:56.358 B	57.752	30.034	5:28.572	293.5	2:28:43.780								
4	2	2:02.466	48.872	25.700	47.894	309.5	2:30:46.246								



FIA WEC
THE PROLOGUE - PAUL RICARD
Saturday Afternoon Session
Sector Analysis

Personal Best Session Best B Crossing the finish line in pit lane

Lap	D	Time	Sector 1	Sector 2	Sector 3	T. Spd	Elapsed	Lap	D	Time	Sector 1	Sector 2	Sector 3	T. Spd	Elapsed	
43	2	1:45.548	32.248	25.984	47.316	306.8	1:52:03.573									
44	2	1:46.023	32.471	25.987	47.565	307.7	1:53:49.596									
45	2	1:45.480	32.207	25.938	47.335	307.7	1:55:35.076									
46	2	1:45.532	32.375	25.857	47.300	310.3	1:57:20.608									
47	2	12:25.949 B	32.314	26.008	...	305.1	2:09:46.557									
48	2	2:04.412	50.531	25.987	47.894	301.7	2:11:50.969									
49	2	1:44.089	31.870	25.833	46.386	305.9	2:13:35.058									
50	2	1:45.566	32.245	26.027	47.294	307.7	2:15:20.624									
51	2	1:45.474	32.236	25.797	47.441	305.9	2:17:06.098									
52	2	1:44.763	31.542	25.738	47.483	308.6	2:18:50.861									
53	2	1:45.156	31.753	25.561	47.842	304.2	2:20:36.017									
54	2	1:44.432	31.958	25.746	46.728	307.7	2:22:20.449									
55	2	1:44.689	31.896	25.755	47.038	311.2	2:24:05.138									
56	2	1:45.014	32.179	25.852	46.983	307.7	2:25:50.152									
57	2	25:24.119 B	32.112	25.721	...	307.7	2:51:14.271									
58	3	2:06.231	51.222	26.787	48.222	302.5	2:53:20.502									
59	3	1:43.994	32.029	25.571	46.394	310.3	2:55:04.496									
60	3	1:44.225	31.625	25.640	46.960	309.5	2:56:48.721									
61	3	1:44.101	31.751	25.761	46.589	310.3	2:58:32.822									
62	3	1:46.007	32.961	25.727	47.319	311.2	3:00:18.829									
								47								
								KCMG								
								1. Matthew HOWSON	3. T. Tsuchida MATSUDA							
								2. Richard BRADLEY	Oreca 03 - Nissan LMP2							
1	2	1:17:55.978	...	31.808	52.600	250.0	1:17:55.978									
2	2	1:55.673	35.089	30.318	50.266	257.1	1:19:51.651									
3	2	1:54.947	34.204	29.900	50.843	260.9	1:21:46.598									
4	2	1:55.445	34.330	30.059	51.056	259.0	1:23:42.043									
5	2	2:04.833 B	34.635	31.242	58.956	258.4	1:25:46.876									
6	2	5:34.635	4:12.770	30.196	51.669	259.0	1:31:21.511									
7	2	1:52.717	33.621	29.617	49.479	258.4	1:33:14.228									
8	2	1:52.793	33.590	29.715	49.488	258.4	1:35:07.021									
9	2	1:52.200	33.529	29.627	49.044	259.0	1:36:59.221									
10	2	1:51.779	33.189	29.600	48.990	260.9	1:38:51.000									
11	2	1:52.553	33.625	29.627	49.301	260.9	1:40:43.553									
12	2	2:01.987 B	33.644	29.706	58.637	260.9	1:42:45.540									
13	3	6:27.347	5:07.080	30.518	49.749	260.2	1:49:12.887									
14	3	1:53.504	33.953	30.088	49.463	262.1	1:51:06.391									
15	3	1:54.034	34.245	30.115	49.674	259.6	1:53:00.425									
16	3	1:53.284	33.670	29.723	49.891	262.8	1:54:53.709									
17	3	3:26.462 B	36.873	30.925	2:18.664	260.9	1:58:20.171									
18	3	16:15.243	...	30.344	49.151	255.9	2:14:35.414									
19	3	1:52.526	34.057	29.852	48.617	260.2	2:16:27.940									
20	3	1:51.789	33.328	29.634	48.827	260.2	2:18:19.729									
21	3	1:51.950	33.433	29.588	48.929	259.6	2:20:11.679									
22	3	1:51.844	33.440	29.616	48.788	260.9	2:22:03.523									
23	3	1:51.935	33.234	29.743	48.958	262.1	2:23:55.458									
24	3	2:01.027 B	33.660	29.722	57.645	263.4	2:25:56.485									
25	1	4:48.716	3:28.882	29.816	50.018	262.1	2:30:45.201									
26	1	1:54.234	34.445	29.830	49.959	262.1	2:32:39.435									
27	1	1:53.101	33.881	29.667	49.553	260.2	2:34:32.536									
28	1	2:01.713 B	34.004	29.875	57.834	260.9	2:36:34.249									
29	1	3:07.736	1:47.007	30.540	50.189	260.2	2:39:41.985									
30	1	1:54.155	35.856	29.595	48.704	263.4	2:41:36.140									
31	1	1:51.071	33.302	29.511	48.258	262.1	2:43:27.211									
32	1	1:52.607	33.553	29.587	49.467	262.1	2:45:19.818									
33	1	1:56.442	33.474	29.764	53.204	262.1	2:47:16.260									
34	1	2:01.770 B	33.868	29.768	58.134	260.9	2:49:18.030									
35	2	5:14.372	3:54.276	29.643	50.453	262.1	2:54:32.402									
36	2	1:52.216	33.385	29.704	49.127	264.7	2:56:24.618									
37	2	2:02.583 B	33.794	30.832	57.957	262.8	2:58:27.201									
								53								
								RAM Racing								
								1. Johnny MOWLEM	3. Ben COLLINS							
								2. Mark PATTERSON	Ferrari F458 Italia LMGT E Am							
1	2	39:33.524	...	33.548	58.780	252.3	39:33.524									
2	2	2:06.519	37.671	31.972	56.876	255.9	41:40.043									
3	2	2:05.684	37.645	32.187	55.852	255.3	43:45.727									
4	2	2:05.271	37.381	31.780	56.110	258.4	45:50.998									
5	2	2:05.645	37.455	32.099	56.091	252.9	47:56.643									
6	2	2:05.772	38.187	32.134	55.451	257.8	50:02.415									
7	2	2:04.725	37.248	31.739	55.738	255.9	52:07.140									
8	2	2:14.477 B	37.367	31.690	1:05.420	259.0	54:21.617									
9	2	15:44.767	...	38.933	1:00.472	213.9	1:10:06.384									
10	2	2:23.947	42.708	32.839	1:08.400	233.8	1:12:30.331									
11	2	2:09.697	40.589	32.145	56.963	255.9	1:14:40.028									
12	2	2:10.300	40.602	32.769	56.929	254.1	1:16:50.328									
13	2	2:06.202	37.931	32.178	56.093	258.4	1:18:56.530									
14	2	2:05.831	37.709	31.580	56.542	259.0	1:21:02.361									
								27								
								SMP Racing								
								1. Sergey ZLOBIN	3. Maurizio MEDIANI							
								2. Nicolas MINASSIAN	Oreca 03 - Nissan LMP2							
1	2	41:21.257	...	30.600	51.845	259.0	41:21.257									
2	2	1:55.944	34.625	29.891	51.428	260.9	43:17.201									
3	2	1:54.805	34.664	29.751	50.390	262.8	45:12.006									
4	2	1:55.133	34.565	29.981	50.587	262.8	47:07.139									
5	2	1:54.303	34.414	29.821	50.068	264.7	49:01.442									
6	2	3:28.616 B	34.582	29.951	2:24.083	262.8	52:30.058									
7	1	2:12.496	51.089	30.233	51.174	264.7	54:42.554									
8	1	1:57.343	36.636	30.140	50.567	264.1	56:39.897									
9	1	14:55.370 B	35.238	30.267	...	244.9	1:11:35.267									
10	3	2:24.073	58.342	32.889	52.842	259.0	1:13:59.340									
11	3	4:14.283 B	36.144	30.324	3:07.815	262.1	1:18:13.623									
12	3	2:16.473	54.637	30.593	51.243	262.1	1:20:30.096									
13	3	1:54.903	34.756	29.832	50.315	266.0	1:22:24.999									
14	3	1:54.505	34.506	29.594	50.405	264.1	1:24:19.504									
15	3	1:54.316	34.170	29.842	50.304	263.4	1:26:13.820									
16	3	1:56.959	34.570	29.782	52.607	268.0	1:28:10.779									
17	3	1:56.331	35.676	29.810	50.845	266.0	1:30:07.110									
18	3	1:54.517	34.413	29.609	50.495	266.0	1:32:01.627									
								37								
								SMP Racing								
								1. Kirill LADYGIN	3. Anton LADYGIN							
								2. Viktor SHAITAR	Oreca 03 - Nissan LMP2							
1	3	39:15.017	...	31.764	52.693	255.9	39:15.017									
2	3	1:57.369	35.729	30.499	51.141	259.0	41:12.386									
3	3	1:55.996	34.407	30.265	51.324	257.8	43:08.382									
4	3	1:56.707	35.793	30.334	50.580	259.6	45:05.089									
5	3	1:55.215	34.431	30.441	50.343	260.9	47:00.304									
6	3	9:33.866 B	49.209	30.789	8:13.868	260.2	56:34.170									
7	3	2:18.062	54.956	30.865	52.241	259.0	58:52.232									
8	3	1:57.393	34.753	30.152	52.488	258.4	1:00:49.625									
9	3	1:56.423	35.341	30.391	50.691	263.4	1:02:46.048									
10	3	1:55.080	34.744	29.981	50.355	261.5	1:04:41.128									



FIA WEC
THE PROLOGUE - PAUL RICARD
Saturday Afternoon Session

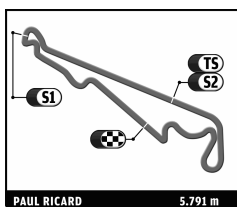
Sector Analysis

Personal Best Session Best B Crossing the finish line in pit lane

Lap	D	Time	Sector 1	Sector 2	Sector 3	T. Spd	Elapsed	Lap	D	Time	Sector 1	Sector 2	Sector 3	T. Spd	Elapsed
15	2	2:05.235	37.627	31.799	55.809	257.1	1:23:07.596	14	2	2:01.162	35.743	31.411	54.008	259.6	2:17:33.569
16	2	2:04.802	37.436	31.557	55.809	257.8	1:25:12.398	15	2	2:01.709	36.490	31.429	53.790	259.6	2:19:35.278
17	2	2:06.023	37.822	31.597	56.604	257.1	1:27:18.421	16	2	2:00.153	35.853	31.068	53.232	260.2	2:21:35.431
18	2	2:05.416	37.752	31.858	55.806	256.5	1:29:23.837	17	2	2:00.488	35.762	31.077	53.649	260.9	2:23:35.919
19	2	2:04.905	37.437	31.623	55.845	259.6	1:31:28.742	18	2	1:59.712	35.683	31.220	52.809	260.2	2:25:35.631
20	2	2:04.707	37.242	31.533	55.932	259.6	1:33:33.449	19	2	1:59.701	35.646	31.122	52.933	260.2	2:27:35.332
21	2	2:03.997	37.040	31.373	55.584	259.6	1:35:37.446	20	2	2:21.422B	35.876	31.036	1:14.510	260.9	2:29:56.754
22	2	2:03.897	36.916	31.356	55.625	258.4	1:37:41.343	21	2	2:17.536	52.265	31.279	53.992	261.5	2:32:14.290
23	2	2:05.115	36.968	31.486	56.661	257.1	1:39:46.458	22	2	2:01.251	35.892	31.191	54.168	260.2	2:34:15.541
24	2	2:16.382B	37.684	31.680	1:07.018	259.6	1:42:02.840	23	2	2:00.585	35.935	31.136	53.514	260.2	2:36:16.126
25	2	4:12.351	2:37.241	35.301	59.809	244.9	1:46:15.191	24	2	3:54.518B	36.027	31.445	2:47.046	261.5	2:40:10.644
26	2	2:09.511	40.037	33.325	56.149	258.4	1:48:24.702	25	2	4:44.714B	1:03.022	38.614	3:03.078	223.1	2:44:55.358
27	2	2:06.085	37.695	31.515	56.875	260.9	1:50:30.787	26	2	3:27.249B	57.750	35.883	1:53.616	238.9	2:48:22.607
28	2	2:04.723	37.472	31.689	55.562	258.4	1:52:35.510								
29	2	2:04.214	37.687	31.385	55.142	261.5	1:54:39.724								
30	2	2:04.880	37.518	31.481	55.881	258.4	1:56:44.604								
31	2	2:05.346	37.646	31.595	56.105	258.4	1:58:49.950								
32	2	2:22.838B	39.175	34.598	1:09.065	234.8	2:01:12.788								

Lap	D	Time	Sector 1	Sector 2	Sector 3	T. Spd	Elapsed	Lap	D	Time	Sector 1	Sector 2	Sector 3	T. Spd	Elapsed
1	2	24:47.426	...	32.326	57.084	248.8	24:47.426	1	2	28:52.883	...	32.774	57.265	251.2	28:52.883
2	2	2:04.421	36.919	31.856	55.646	252.9	26:51.847	2	2	2:03.634	37.139	31.905	54.590	255.3	30:56.517
3	2	2:02.284	36.488	31.584	54.212	256.5	28:54.131	3	2	2:03.832	36.750	32.965	54.117	253.5	33:00.349
4	2	5:52.246B	36.390	31.512	4:44.344	255.9	34:46.377	4	2	2:02.138	36.691	31.648	53.799	255.9	35:02.487
5	2	2:24.329	55.094	32.228	57.007	250.6	37:10.706	5	2	2:02.241	37.219	31.554	53.468	255.9	37:04.728
6	2	2:03.505	36.872	31.903	54.730	249.4	39:14.211	6	2	6:58.896B	36.570	34.134	5:48.192	252.9	44:03.624
7	2	2:03.204	37.081	31.692	54.431	251.7	41:17.415	7	2	2:27.158	58.964	34.141	54.053	242.2	46:30.782
8	2	2:02.068	36.051	31.573	54.444	247.7	43:19.483	8	2	2:00.906	36.048	31.843	53.015	251.2	48:31.688
9	2	2:01.837	36.324	31.657	53.856	250.0	45:21.320	9	2	1:59.416	35.645	31.433	52.338	253.5	50:31.104
10	2	7:59.589B	36.226	32.073	6:51.290	248.8	53:20.909	10	2	1:59.789	35.755	31.530	52.504	252.9	52:30.893
11	2	2:20.834	53.318	32.144	55.372	247.7	55:41.743	11	2	1:59.042	35.457	31.251	52.334	258.4	54:29.935
12	2	2:03.263	36.920	32.187	54.156	248.8	57:45.006	12	2	7:43.704B	35.767	31.275	6:36.662	255.9	1:02:13.639
13	2	9:24.285B	36.279	31.898	8:16.108	249.4	1:07:09.291	13	3	2:26.377	57.076	32.638	56.663	250.6	1:04:40.016
14	2	2:19.933	52.809	31.912	55.212	250.6	1:09:29.224	14	3	2:06.140	37.407	32.400	56.333	253.5	1:06:46.156
15	2	2:03.171	36.801	31.978	54.392	250.6	1:11:32.395	15	3	2:04.927	36.292	32.275	56.360	256.5	1:08:51.083
16	2	28:34.551B	37.693	32.191	...	248.3	1:40:06.946								
17	3	2:24.191	56.881	32.160	55.150	252.3	1:42:31.137								
18	3	2:07.012	40.120	32.057	54.835	252.3	1:44:38.149								
19	3	2:02.627	36.476	31.869	54.282	255.3	1:46:40.776								
20	3	2:01.925	36.139	31.928	53.858	254.7	1:48:42.701								
21	3	2:02.827	36.762	31.808	54.257	255.9	1:50:45.528								
22	3	2:02.133	36.289	31.820	54.024	251.7	1:52:47.661								
23	3	23:20.318B	36.328	31.583	...	255.3	2:16:07.979								

Lap	D	Time	Sector 1	Sector 2	Sector 3	T. Spd	Elapsed	Lap	D	Time	Sector 1	Sector 2	Sector 3	T. Spd	Elapsed
1	2	1:40:16.117	...	32.220	55.935	255.3	1:40:16.117	1	2	2:01.994	36.315	31.889	53.790	257.1	1:42:18.111
2	2	2:01.994	36.315	31.889	53.790	257.1	1:42:18.111	3	2	2:00.921	36.125	31.407	53.389	258.4	1:44:19.032
3	2	2:00.921	36.125	31.407	53.389	258.4	1:44:19.032	4	2	2:00.222	35.768	31.321	53.133	260.9	1:46:19.254
4	2	2:00.222	35.768	31.321	53.133	260.9	1:46:19.254	5	2	2:00.718	36.042	31.415	53.261	258.4	1:48:19.972
5	2	2:00.718	36.042	31.415	53.261	258.4	1:48:19.972	6	2	2:00.213	35.621	31.199	53.393	260.2	1:50:20.185
6	2	2:00.213	35.621	31.199	53.393	260.2	1:50:20.185	7	2	2:00.625	35.792	31.553	53.280	257.8	1:52:20.810
7	2	2:00.625	35.792	31.553	53.280	257.8	1:52:20.810	8	2	2:00.183	35.794	31.277	53.112	260.9	1:54:20.993
8	2	2:00.183	35.794	31.277	53.112	260.9	1:54:20.993	9	2	2:00.187	35.882	31.292	53.013	259.6	1:56:21.180
9	2	2:00.187	35.882	31.292	53.013	259.6	1:56:21.180	10	2	2:00.379	35.830	31.527	53.022	259.6	1:58:21.559
10	2	2:00.379	35.830	31.527	53.022	259.6	1:58:21.559	11	2	12:50.028B	35.703	31.243	...	252.9	2:11:11.587
11	2	12:50.028B	35.703	31.243	...	252.9	2:11:11.587	12	2	2:19.259	53.453	31.929	53.877	256.5	2:13:30.846
12	2	2:19.259	53.453	31.929	53.877	256.5	2:13:30.846	13	2	2:01.561	35.998	31.820	53.743	259.0	2:15:32.407
13	2	2:01.561	35.998	31.820	53.743	259.0	2:15:32.407								



FIA WEC

THE PROLOGUE - PAUL RICARD

Saturday Afternoon Session

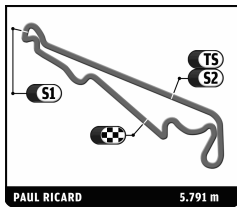
Sector Analysis

■ Personal Best
 ■ Session Best
 ■ Crossing the finish line in pit lane

Lap	D	Time	Sector 1	Sector 2	Sector 3	T. Spd	Elapsed	Lap	D	Time	Sector 1	Sector 2	Sector 3	T. Spd	Elapsed
16	3	2:06.387	37.745	32.489	56.153	251.2	1:10:57.470	16	2	3:31.202 B	1:51.418	32.960	1:06.824	253.5	3:00:48.700
17	3	2:07.322	38.400	32.744	56.178	251.7	1:13:04.792								
18	3	2:04.376	36.991	31.888	55.497	254.7	1:15:09.168								
19	3	2:04.581	37.117	31.992	55.472	254.7	1:17:13.749								
20	3	6:08.213 B	36.541	33.330	4:58.342	256.5	1:23:21.962								
21	1	2:22.792	53.574	33.016	56.202	253.5	1:25:44.754								
22	1	2:04.414	36.910	31.966	55.538	252.3	1:27:49.168								
23	1	2:04.576	37.248	31.916	55.412	255.9	1:29:53.744								
24	1	2:05.277	37.344	31.970	55.963	254.7	1:31:59.021								
25	1	2:04.319	37.146	31.808	55.365	257.1	1:34:03.340								
26	1	6:57.765 B	37.027	32.055	5:48.683	254.7	1:41:01.105								
27	1	2:19.839	53.031	31.940	54.868	254.7	1:43:20.944								
28	1	2:02.059	36.298	31.522	54.239	256.5	1:45:23.003								
29	1	2:02.166	36.298	31.593	54.275	256.5	1:47:25.169								
30	1	2:02.210	36.547	31.601	54.062	257.8	1:49:27.379								
31	1	2:02.031	36.299	31.727	54.005	257.8	1:51:29.410								
32	1	7:24.754 B	36.659	31.510	6:16.585	258.4	1:58:54.164								
33	3	12:28.015	...	32.877	55.893	251.7	2:11:22.179								
34	3	2:04.425	37.279	31.774	55.372	254.7	2:13:26.604								
35	3	2:03.492	37.041	31.867	54.584	257.1	2:15:30.096								
36	3	2:03.031	36.420	31.636	54.975	259.0	2:17:33.127								
37	3	7:29.213 B	37.456	31.449	6:20.308	262.1	2:25:02.340								
38	3	2:21.866	54.056	32.359	55.451	254.7	2:27:24.206								
39	3	2:03.216	36.732	31.593	54.891	257.1	2:29:27.422								
40	3	2:02.967	36.520	31.433	55.014	257.8	2:31:30.389								
41	3	2:04.450	36.242	32.378	55.830	259.0	2:33:34.839								
42	3	2:02.857	36.750	31.349	54.758	259.6	2:35:37.696								
43	3	2:05.919	37.956	31.846	56.117	258.4	2:37:43.615								
44	3	2:05.784	36.927	31.429	57.428	261.5	2:39:49.399								
45	3	2:04.565	36.936	31.636	55.993	259.0	2:41:53.964								
46	3	2:03.872	36.763	31.765	55.344	257.1	2:43:57.836								
47	3	2:06.401	38.609	31.577	56.215	259.0	2:46:04.237								
48	3	2:02.810	36.541	31.381	54.888	259.6	2:48:07.047								
49	3	2:03.964	36.709	31.632	55.623	259.6	2:50:11.011								
50	3	2:02.962	36.834	31.525	54.603	260.2	2:52:13.973								
51	3	2:04.485	36.290	31.643	56.552	260.2	2:54:18.458								
52	3	2:02.948	36.604	31.519	54.825	259.0	2:56:21.406								
53	3	2:02.681	36.776	31.280	54.625	265.4	2:58:24.087								
54	3	2:03.521	36.622	31.504	55.395	259.0	3:00:27.608								

99	Aston Martin Racing		Aston Martin Vantage V8	
	1. Alex MACDOWALL	3. Fernando REES	LMGTE Pro	
	2. Darryl O'YOUNG			

1	1	2:15:32.730 B	...	33.133	1:05.961	250.0	2:15:32.730
2	3	3:25.695	1:57.985	32.027	55.683	254.1	2:18:58.425
3	3	2:02.693	36.214	31.379	55.100	254.1	2:21:01.118
4	3	2:13.260 B	36.317	31.643	1:05.300	253.5	2:23:14.378
5	2	3:26.008	1:59.173	31.825	55.010	254.1	2:26:40.386
6	2	2:02.409	36.547	31.314	54.548	257.1	2:28:42.795
7	2	2:18.074 B	39.122	32.876	1:06.076	232.8	2:31:00.869
8	1	3:19.394	1:51.725	32.051	55.618	254.7	2:34:20.263
9	1	2:03.172	36.771	31.554	54.847	255.9	2:36:23.435
10	1	2:13.027 B	37.202	31.716	1:04.109	257.1	2:38:36.462
11	3	4:33.081	3:06.221	31.839	55.021	257.1	2:43:09.543
12	3	2:11.789	46.303	31.350	54.136	255.9	2:45:21.332
13	3	2:13.153 B	36.856	31.288	1:05.009	259.6	2:47:34.485
14	3	6:13.432 B	4:36.923	31.828	1:04.681	255.9	2:53:47.917
15	2	3:29.581 B	1:54.795	31.562	1:03.224	257.1	2:57:17.498



FIA WEC

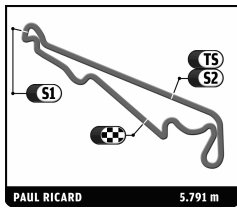
THE PROLOGUE - PAUL RICARD

Saturday Morning Session

Sector Analysis

■ Personal Best
 ■ Session Best
 ■ Crossing the finish line in pit lane

Lap	D	Time	Sector 1	Sector 2	Sector 3	T. Spd	Elapsed	Lap	D	Time	Sector 1	Sector 2	Sector 3	T. Spd	Elapsed
1 Audi Sport Team Joest Audi R18 e-tron quattro 1. Lucas DI GRASSI 3. Tom KRISTENSEN LMP1 - H 2. Loic DUVAL															
1	3	15:12.923	...	28.447	48.050	281.2	15:12.923	4	2	1:48.164	32.323	28.320	47.521	291.1	2:08:50.222
2	3	1:45.987	32.101	27.532	46.354	280.5	16:58.910	5	2	1:45.847	32.341	27.075	46.431	287.2	2:10:36.069
3	3	1:45.226	31.968	27.367	45.891	280.5	18:44.136	6	2	1:46.182	32.391	27.074	46.717	290.3	2:12:22.251
4	3	1:45.727	32.205	27.487	46.035	281.2	20:29.863	7	2	1:46.124	32.644	27.075	46.405	283.5	2:14:08.375
5	3	1:45.800	31.997	27.478	46.325	282.7	22:15.663	8	2	1:53.863 B	31.875	26.910	55.078	288.8	2:16:02.238
6	3	1:45.530	32.162	27.502	45.866	280.5	24:01.193	9	2	18:58.499	...	27.977	47.491	288.8	2:35:00.737
7	3	1:45.295	31.864	27.404	46.027	284.2	25:46.488	10	2	1:45.615	32.090	27.069	46.456	287.2	2:36:46.352
8	3	1:55.982 B	32.001	27.027	56.954	288.8	27:42.470	11	2	1:45.472	32.070	26.873	46.529	288.0	2:38:31.824
9	3	28:01.409	...	27.485	47.956	288.8	55:43.879	12	2	1:47.191	33.060	27.807	46.324	286.5	2:40:19.015
10	3	1:43.373	31.357	26.864	45.152	288.8	57:27.252	13	2	1:54.641 B	32.004	27.102	55.535	286.5	2:42:13.656
11	3	1:44.165	31.088	26.909	46.168	288.8	59:11.417	14	2	21:02.262	...	28.323	47.044	286.5	3:03:15.918
12	3	1:45.093	31.436	27.400	46.257	285.0	1:00:56.510	15	2	1:43.974	31.506	26.750	45.718	285.0	3:04:59.892
13	3	1:45.859	32.936	27.091	45.832	288.8	1:02:42.369	16	2	1:44.253	31.392	26.945	45.916	289.5	3:06:44.145
14	3	1:45.372	32.723	27.159	45.490	285.7	1:04:27.741	17	2	1:44.129	31.511	26.822	45.796	288.0	3:08:28.274
15	3	1:44.754	31.999	26.899	45.856	289.5	1:06:12.495	18	2	1:54.430 B	32.113	26.988	55.329	287.2	3:10:22.704
16	3	1:54.544 B	31.707	26.703	56.134	291.9	1:08:07.039	19	2	19:04.945	...	28.328	48.740	282.7	3:29:27.649
17	3	24:10.920	...	29.475	54.718	244.9	1:32:17.959	20	2	1:45.455	32.487	27.148	45.820	290.3	3:31:13.104
18	3	1:43.629	31.193	26.856	45.580	288.0	1:34:01.588	21	2	1:47.094	32.012	28.664	46.418	281.2	3:33:00.198
19	3	1:43.136	31.221	26.788	45.127	288.0	1:35:44.724	22	2	1:46.481	32.203	27.212	47.066	285.7	3:34:46.679
20	3	1:43.017	30.901	26.550	45.566	291.1	1:37:27.741	23	2	1:54.270 B	31.739	26.977	55.554	286.5	3:36:40.949
21	3	1:53.174 B	31.151	26.726	55.297	288.8	1:39:20.915								
22	2	3:47.492	2:18.657	27.454	1:01.381	295.1	1:43:08.407								
23	2	1:47.482	32.354	27.210	47.918	288.0	1:44:55.889								
24	2	1:44.175	31.492	27.078	45.605	287.2	1:46:40.064								
25	2	1:44.584	31.966	26.962	45.656	291.1	1:48:24.648								
26	2	1:45.203	31.555	26.906	46.742	284.2	1:50:09.851								
27	2	1:53.461 B	31.555	26.943	54.963	287.2	1:52:03.312								
28	1	3:29.771	2:12.654	27.519	49.598	286.5	1:55:33.083								
29	1	1:48.782	32.568	26.940	49.274	286.5	1:57:21.865								
30	1	1:45.482	32.067	26.868	46.547	284.2	1:59:07.347								
31	1	1:44.139	31.710	26.811	45.618	288.8	2:00:51.486								
32	1	1:44.937	31.795	27.219	45.923	291.1	2:02:36.423								
33	1	1:55.234 B	32.065	27.156	56.013	291.9	2:04:31.657								
34	1	44:12.129	...	27.536	46.150	285.7	2:48:43.786								
35	1	1:46.313	32.483	26.856	46.974	287.2	2:50:30.099								
36	1	1:44.749	31.864	26.986	45.899	288.0	2:52:14.848								
37	1	1:43.786	31.482	26.666	45.638	292.7	2:53:58.634								
38	1	1:46.992	32.913	27.603	46.476	291.1	2:55:45.626								
39	1	1:45.681	32.372	27.249	46.060	286.5	2:57:31.307								
40	1	1:45.873	31.978	26.988	46.907	286.5	2:59:17.180								
41	1	1:55.326 B	32.701	26.975	55.650	292.7	3:01:12.506								
42	1	21:00.686	...	27.697	47.026	282.7	3:22:13.192								
43	1	1:46.923	33.119	27.003	46.801	282.0	3:24:00.115								
44	1	1:47.242	31.934	27.201	48.107	282.7	3:25:47.357								
45	1	1:44.916	31.778	26.980	46.158	285.0	3:27:32.273								
46	1	1:44.853	31.962	26.868	46.023	286.5	3:29:17.126								
47	1	1:45.895	32.006	26.917	46.972	287.2	3:31:03.021								
48	1	1:58.758 B	33.537	27.374	57.847	288.8	3:33:01.779								
7 Toyota Racing Toyota TS 040 - Hybrid 1. Alexander WURZ 3. Kazuki NAKAJIMA LMP1 - H 2. Stéphane SARRAZIN															
1	1	1:58.379	38.922	27.499	51.958	293.5	1:58.379	4	1	1:45.524	32.210	27.112	46.202	294.3	7:16.949
2	1	1:46.764	32.602	27.551	46.611	291.9	3:45.143	5	1	1:45.854	32.584	27.225	46.045	294.3	9:02.803
3	1	1:46.282	32.231	27.261	46.790	292.7	5:31.425	6	1	1:46.128	32.153	27.461	46.514	292.7	10:48.931
4	1	1:45.524	32.210	27.112	46.202	294.3	7:16.949	7	1	1:45.693	32.110	27.173	46.410	294.3	12:34.624
5	1	1:45.854	32.584	27.225	46.045	294.3	9:02.803	8	1	1:55.921 B	32.326	27.173	56.422	292.7	14:30.545
6	1	1:46.128	32.153	27.461	46.514	292.7	10:48.931	9	1	12:42.047	...	27.284	45.989	286.5	27:12.592
7	1	1:45.693	32.110	27.173	46.410	294.3	12:34.624	10	1	1:44.613	31.429	27.447	45.737	286.5	28:57.205
8	1	1:55.921 B	32.326	27.173	56.422	292.7	14:30.545	11	1	1:46.573	32.437	27.554	46.582	287.2	30:43.778
9	1	12:42.047	...	27.284	45.989	286.5	27:12.592	12	1	1:44.808	31.599	27.273	45.936	288.8	32:28.586
10	1	1:44.613	31.429	27.447	45.737	286.5	28:57.205	13	1	1:45.352	31.843	27.333	46.176	290.3	34:13.938
11	1	1:46.573	32.437	27.554	46.582	287.2	30:43.778	14	1	1:45.747	31.920	27.330	46.497	289.5	35:59.685
12	1	1:44.808	31.599	27.273	45.936	288.8	32:28.586	15	1	1:46.118	32.879	27.165	46.074	291.9	37:45.803
13	1	1:45.352	31.843	27.333	46.176	290.3	34:13.938	16	1	1:45.284	32.181	26.969	46.134	291.9	39:31.087
14	1	1:45.747	31.920	27.330	46.497	289.5	35:59.685	17	1	1:44.984	31.830	27.309	45.845	289.5	41:16.071
15	1	1:46.118	32.879	27.165	46.074	291.9	37:45.803	18	1	1:45.894	32.601	27.245	46.048	291.9	43:01.965
16	1	1:45.284	32.181	26.969	46.134	291.9	39:31.087	19	1	1:45.333	31.888	27.166	46.279	291.9	44:47.298
17	1	1:44.984	31.830	27.309	45.845	289.5	41:16.071	20	1	1:56.675 B	32.539	27.493	56.643	291.1	46:43.973
18	1	1:45.894	32.601	27.245	46.048	291.9	43:01.965	21	1	12:14.185	...	27.168	46.951	291.9	58:58.158
19	1	1:45.333	31.888	27.166	46.279	291.9	44:47.298	22	1	1:45.592	32.052	27.224	46.316	291.1	1:00:43.750
20	1	1:56.675 B	32.539	27.493	56.643	291.1	46:43.973	23	1	1:45.107	31.777	27.321	46.009	292.7	1:02:28.857
21	1	12:14.185	...	27.168	46.951	291.9	58:58.158	24	1	1:45.271	32.248	27.383	45.640	291.1	1:04:14.128
22	1	1:45.592	32.052	27.224	46.316	291.1	1:00:43.750	25	1	1:45.161	32.130	27.075	45.956	291.9	1:05:59.289
23	1	1:45.107	31.777	27.321	46.009	292.7	1:02:28.857	26	1	1:47.829	31.894	27.628	48.307	292.7	1:07:47.118
24	1	1:45.271	32.248	27.383	45.640	291.1	1:04:14.128	27	1	1:45.494	31.982	27.353	46.159	293.5	1:09:32.612
25	1	1:45.161	32.130	27.075	45.956	291.9	1:05:59.289	28	1	1:55.219 B	31.973	27.180	56.066	292.7	1:11:27.831
26	1	1:47.829	31.894	27.628	48.307	292.7	1:07:47.118	29	1	9:29.672	8:15.486	27.104	47.082	292.7	1:20:57.503
27	1	1:45.494	31.982	27.353	46.159	293.5	1:09:32.612	30	1	1:45.596	31.909	27.197	46.490	291.9	1:22:43.099
28	1	1:55.219 B	31.973	27.180	56.066	292.7	1:11:27.831	31	1	1:45.995	31.836	27.129	47.030	291.1	1:24:29.094
29	1	9:29.672	8:15.486	27.104	47.082	292.7	1:20:57.503	32	1	1:44.521	31.624	26.942	45.955	294.3	1:26:13.615
30	1	1:45.596	31.909	27.197	46.490	291.9	1:22:43.099	33	1	1:45.231	31.901	26.996	46.334	289.5	1:27:58.846
31	1	1:45.995	31.836	27.129	47.030	291.1	1:24:29.094	34	1	1:46.875	32.093	27.749	47.033	292.7	1:29:45.721
32	1	1:44.521	31.624	26.942	45.955	294.3	1:26:13.615								
33	1	1:45.231	31.901	26.996	46.334										



FIA WEC

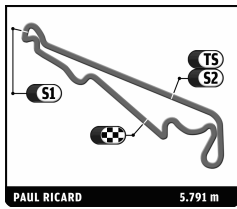
THE PROLOGUE - PAUL RICARD

Saturday Morning Session

Sector Analysis

■ Personal Best
 ■ Session Best
 ■ Crossing the finish line in pit lane

Lap	D	Time	Sector 1	Sector 2	Sector 3	T. Spd	Elapsed	Lap	D	Time	Sector 1	Sector 2	Sector 3	T. Spd	Elapsed
35	1	1:45.481	31.866	27.574	46.041	293.5	1:31:31.202	93	2	1:46.256	32.397	27.161	46.698	291.1	3:54:32.800
36	1	1:55.204 B	31.636	26.927	56.641	290.3	1:33:26.406	94	2	1:46.086	32.347	27.193	46.546	289.5	3:56:18.886
37	1	10:03.503	8:42.950	26.983	53.570	292.7	1:43:29.909	95	2	1:46.443	32.392	27.313	46.738	288.0	3:58:05.329
38	1	1:44.321	31.415	27.077	45.829	291.1	1:45:14.230	96	2	1:47.692	33.921	27.250	46.521	286.5	3:59:53.021
39	1	1:44.069	31.555	27.236	45.278	292.7	1:46:58.299	97	2	1:45.967	32.341	27.146	46.480	289.5	4:01:38.988
40	1	1:44.320	31.970	26.921	45.429	294.3	1:48:42.619	<div style="border: 1px solid black; padding: 5px;"> 8 Toyota Racing Toyota TS 040 - Hybrid 1. Anthony DAVIDSON 2. Nicolas LAPIERRE 3. Sébastien BUEMI LMP1 - H </div>							
41	1	1:44.373	31.414	27.221	45.738	291.1	1:50:26.992								
42	1	1:44.733	31.633	27.152	45.948	291.1	1:52:11.725								
43	1	1:45.993	32.574	27.250	46.169	290.3	1:53:57.718								
44	1	1:46.157	32.511	27.278	46.368	291.1	1:55:43.875								
45	1	1:45.138	31.842	27.228	46.068	291.1	1:57:29.013								
46	1	1:45.047	31.908	27.065	46.074	291.9	1:59:14.060								
47	1	1:45.615	32.125	27.259	46.231	291.9	2:00:59.675								
48	1	1:46.583	32.402	27.438	46.743	291.1	2:02:46.258								
49	1	1:46.529	32.954	27.306	46.269	291.1	2:04:32.787								
50	1	1:46.763	32.089	27.260	47.414	292.7	2:06:19.550								
51	1	1:45.783	32.266	27.159	46.358	291.1	2:08:05.333								
52	1	1:47.384	32.085	27.153	48.146	294.3	2:09:52.717								
53	1	1:46.966	32.331	27.208	47.427	291.9	2:11:39.683								
54	1	1:47.701	32.779	28.621	46.301	290.3	2:13:27.384								
55	1	1:45.585	32.299	26.921	46.365	291.9	2:15:12.969								
56	1	1:47.966	32.519	28.103	47.344	289.5	2:17:00.935								
57	1	1:46.171	32.335	27.122	46.714	291.1	2:18:47.106								
58	1	1:45.916	32.191	27.071	46.654	290.3	2:20:33.022								
59	1	1:46.681	32.379	27.030	47.272	292.7	2:22:19.703								
60	1	1:46.109	32.253	27.039	46.817	292.7	2:24:05.812								
61	1	1:45.268	31.950	27.017	46.301	293.5	2:25:51.080								
62	1	1:46.076	32.212	27.059	46.805	291.1	2:27:37.156								
63	1	1:58.636 B	32.546	27.036	59.054	291.9	2:29:35.792								
64	2	25:49.444	...	27.141	47.906	288.8	2:55:25.236								
65	2	1:46.923	32.760	27.338	46.825	290.3	2:57:12.159								
66	2	1:47.072	32.495	27.221	47.356	287.2	2:58:59.231								
67	2	1:46.236	32.256	27.091	46.889	291.9	3:00:45.467								
68	2	1:46.378	32.239	27.066	47.073	293.5	3:02:31.845								
69	2	1:45.872	32.287	27.222	46.363	290.3	3:04:17.717								
70	2	1:45.658	32.185	27.101	46.372	290.3	3:06:03.375								
71	2	1:45.648	32.130	27.126	46.392	292.7	3:07:49.023								
72	2	1:45.645	32.256	26.982	46.407	293.5	3:09:34.668								
73	2	1:46.421	32.269	27.827	46.325	291.1	3:11:21.089								
74	2	1:56.054 B	32.334	27.200	56.520	292.7	3:13:17.143								
75	2	9:11.517	7:57.234	27.323	46.960	290.3	3:22:28.660								
76	2	1:48.985	32.119	27.242	49.624	285.7	3:24:17.645								
77	2	1:47.507	32.141	28.187	47.179	285.0	3:26:05.152								
78	2	1:48.052	32.619	28.516	46.917	286.5	3:27:53.204								
79	2	1:47.180	33.302	27.220	46.658	288.0	3:29:40.384								
80	2	1:46.501	32.607	27.192	46.702	287.2	3:31:26.885								
81	2	1:46.808	32.493	27.263	47.052	290.3	3:33:13.693								
82	2	1:48.035	32.627	27.372	48.036	290.3	3:35:01.728								
83	2	1:46.578	32.539	27.248	46.791	288.0	3:36:48.306								
84	2	1:45.878	32.062	27.114	46.702	291.1	3:38:34.184								
85	2	1:46.199	32.037	27.290	46.872	290.3	3:40:20.383								
86	2	1:46.094	31.977	27.361	46.756	288.0	3:42:06.477								
87	2	1:48.036	32.279	28.712	47.045	288.0	3:43:54.513								
88	2	1:47.245	32.608	27.616	47.021	289.5	3:45:41.758								
89	2	1:46.872	33.013	27.101	46.758	290.3	3:47:28.630								
90	2	1:45.583	31.908	27.077	46.598	291.9	3:49:14.213								
91	2	1:46.092	32.091	27.268	46.733	289.5	3:51:00.305								
92	2	1:46.239	32.141	27.361	46.737	288.0	3:52:46.544								
93	2	1:46.256	32.397	27.161	46.698	291.1	3:54:32.800								
94	2	1:46.086	32.347	27.193	46.546	289.5	3:56:18.886								
95	2	1:46.443	32.392	27.313	46.738	288.0	3:58:05.329								
96	2	1:47.692	33.921	27.250	46.521	286.5	3:59:53.021								
97	2	1:45.967	32.341	27.146	46.480	289.5	4:01:38.988								
1	3	1:53.178	37.327	27.166	48.685	308.6	1:53.178								
2	3	1:46.596	32.689	26.744	47.163	308.6	3:39.774								
3	3	1:45.703	32.562	26.537	46.604	316.7	5:25.477								
4	3	1:45.119	32.194	26.362	46.563	315.8	7:10.596								
5	3	1:44.325	31.730	26.315	46.280	316.7	8:54.921								
6	3	1:44.907	32.227	26.319	46.361	314.0	10:39.828								
7	3	1:55.861 B	32.420	26.388	57.053	316.7	12:35.689								
8	3	9:23.815	8:09.653	26.745	47.417	312.1	21:59.504								
9	3	1:46.875	33.084	26.928	46.863	309.5	23:46.379								
10	3	1:45.185	32.289	26.509	46.387	309.5	25:31.564								
11	3	1:46.181	32.314	26.469	47.398	314.0	27:17.745								
12	3	1:45.146	32.138	26.488	46.520	312.1	29:02.891								
13	3	1:45.115	32.236	26.401	46.478	312.1	30:48.006								
14	3	1:54.552 B	32.042	26.519	55.991	313.0	32:42.558								
15	3	9:02.933	7:50.229	26.933	45.771	314.0	41:45.491								
16	3	1:43.940	31.731	26.232	45.977	319.5	43:29.431								
17	3	1:43.764	31.796	26.218	45.750	320.5	45:13.195								
18	3	1:43.932	31.735	26.205	45.992	318.6	46:57.127								
19	3	1:49.571	33.672	27.348	48.551	318.6	48:46.698								
20	3	1:48.613	31.702	26.242	50.669	319.5	50:35.311								
21	3	1:44.134	31.825	26.209	46.100	319.5	52:19.445								
22	3	1:55.019 B	32.417	26.107	56.495	321.4	54:14.464								
23	3	10:56.982	9:43.923	26.382	46.677	316.7	1:05:11.446								
24	3	1:45.828	32.413	26.281	47.134	316.7	1:06:57.274								
25	3	1:45.601	32.412	26.240	46.949	317.6	1:08:42.875								
26	3	1:44.775	32.070	26.288	46.417	319.5	1:10:27.650								
27	3	1:44.772	32.074	26.250	46.448	319.5	1:12:12.422								
28	3	1:46.051	32.249	26.637	47.165	318.6	1:13:58.473								
29	3	1:55.795 B	32.346	26.387	57.062	318.6	1:15:54.268								
30	1	22:08.109	...	26.704	48.281	315.8	1:38:02.377								
31	1	1:46.262	32.621	26.420	47.221	319.5	1:39:48.639								
32	1	1:47.054	32.662	26.321	48.071	318.6	1:41:35.693								
33	1	1:46.598	32.846	26.676	47.076	318.6	1:43:22.291								
34	1	1:46.412	32.768	26.322	47.322	317.6	1:45:08.703								
35	1	1:48.035	32.327	26.528	49.180	283.5	1:46:56.738								
36	1	1:56.554 B	32.529	26.221	57.804	322.4	1:48:53.292								
37	1	17:34.958	...	26.553	48.813	314.0	2:06:28.250								
38	1	1:48.567	33.742	26.799	48.026	314.0	2:08:16.817								
39	1	1:58.821 B	32.960	26.448	59.413	318.6	2:10:15.638								
40	1	24:39.267	...	27.054	48.412	310.3	2:34:54.905								
41	1	1:46.720	32.618	26.647	47.455	310.3	2:36:41.625								
42	1	1:47.047	32.575	26.491	47.981	312.1	2:38:28.672								
43	1	1:45.673	32.293	26.556	46.824	311.2	2:40:14.345								
44	1	1:45.888	32.195	26.496	47.197	314.0	2:42:00.233								
45	1	1:47.550	33.338	26.404	47.808	317.6	2:43:47.783								
46	1	1:54.636 B	32.323	26.502	55.811	312.1	2:45:42.419								
47	1	4:41.441	3:27.160	26.555	47.726	308.6	2:50:23.860								
48	1	1:48.333	32.619	26.707	49.007	305.9	2:52:12.193								
49	1	1:46.180	32.338	26.724	47.118	310.3	2:53:58.373								



FIA WEC

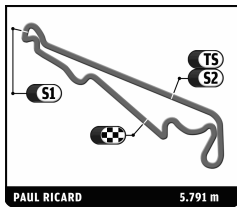
THE PROLOGUE - PAUL RICARD

Saturday Morning Session

Sector Analysis

■ Personal Best
 ■ Session Best
 ■ Crossing the finish line in pit lane

Lap	D	Time	Sector 1	Sector 2	Sector 3	T. Spd	Elapsed	Lap	D	Time	Sector 1	Sector 2	Sector 3	T. Spd	Elapsed
50	1	1:47.525	32.868	26.788	47.869	306.8	2:55:45.898	33	3	1:50.663	33.490	28.558	48.615	278.4	1:58:55.112
51	1	1:47.707	33.271	26.722	47.714	305.9	2:57:33.605	34	3	1:50.417	33.173	28.557	48.687	279.8	2:00:45.529
52	1	1:56.854 B	32.772	26.717	57.365	306.8	2:59:30.459	35	3	1:59.735 B	33.889	28.670	57.176	279.8	2:02:45.264
53	1	6:39.540	5:22.557	27.334	49.649	308.6	3:06:09.999	36	3	11:06.826	9:47.433	30.723	48.670	274.1	2:13:52.090
54	1	1:44.511	32.057	26.747	45.707	308.6	3:07:54.510	37	3	1:48.181	32.652	28.459	47.070	277.6	2:15:40.271
55	1	1:44.600	31.839	26.414	46.347	308.6	3:09:39.110	38	3	1:48.455	32.768	28.516	47.171	276.2	2:17:28.726
56	1	1:46.571	32.016	26.714	47.841	312.1	3:11:25.681	39	3	1:47.726	32.436	28.374	46.916	276.2	2:19:16.452
57	1	1:45.423	32.472	26.537	46.414	309.5	3:13:11.104	40	3	1:49.418	32.266	28.171	48.981	281.2	2:21:05.870
58	1	1:45.078	32.311	26.391	46.376	313.0	3:14:56.182	41	3	1:51.899	33.898	28.575	49.426	278.4	2:22:57.769
59	1	1:54.022 B	32.407	26.447	55.168	310.3	3:16:50.204	42	3	1:48.471	32.483	28.228	47.760	279.1	2:24:46.240
60	1	15:36.313	...	26.667	48.337	312.1	3:32:26.517	43	3	1:48.246	32.684	28.308	47.254	280.5	2:26:34.486
61	1	1:46.689	32.648	26.642	47.399	314.9	3:34:13.206	44	3	1:48.366	32.666	28.357	47.343	277.6	2:28:22.852
62	1	1:46.732	32.396	26.455	47.881	314.9	3:35:59.938	45	3	1:57.567 B	32.864	28.317	56.386	279.8	2:30:20.419
63	1	1:46.330	32.096	26.448	47.786	317.6	3:37:46.268	46	1	14:09.264	...	28.830	47.461	274.1	2:44:29.683
64	1	1:46.418	32.551	26.496	47.371	316.7	3:39:32.686	47	1	1:48.587	32.618	28.541	47.428	278.4	2:46:18.270
65	1	1:55.903 B	32.747	26.413	56.743	314.9	3:41:28.589	48	1	1:50.140	32.997	28.386	48.757	278.4	2:48:08.410
66	2	4:45.484	3:29.779	26.523	49.182	313.0	3:46:14.073	49	1	1:48.946	32.986	28.516	47.444	279.1	2:49:57.356
67	2	1:48.210	32.718	26.664	48.828	316.7	3:48:02.283	50	1	1:50.745	33.317	28.488	48.940	276.9	2:51:48.101
68	2	1:48.726	32.640	26.896	49.190	314.9	3:49:51.009	51	1	1:48.638	32.633	28.318	47.687	279.1	2:53:36.739
69	2	1:48.900	32.724	27.905	48.271	311.2	3:51:39.909	52	1	1:52.203	32.400	28.364	51.439	276.9	2:55:28.942
70	2	1:47.635	32.709	26.524	48.402	314.0	3:53:27.544	53	1	1:50.583	32.886	28.554	49.143	279.1	2:57:19.525
71	2	2:00.736 B	33.761	29.210	57.765	310.3	3:55:28.280	54	1	1:50.201	33.097	28.654	48.450	269.3	2:59:09.726
12 Rebellion Racing 1. Nicolas PROST 2. Nick HEIDFELD 3. Mathias BECHE Lola B12/60 - Toyota LMP1 - L								55	1	1:50.074	33.788	28.515	47.771	277.6	3:00:59.800
								56	1	1:48.283	32.526	28.212	47.545	279.8	3:02:48.083
1	1	9:25.750	8:06.962	28.967	49.821	278.4	9:25.750								
2	1	1:49.939	32.754	28.672	48.513	278.4	11:15.689								
3	1	1:49.574	32.806	28.441	48.327	279.1	13:05.263								
4	1	1:52.466	32.916	28.451	51.099	279.1	14:57.729								
5	1	1:50.255	33.046	28.532	48.677	282.0	16:47.984								
6	1	1:49.559	32.911	28.582	48.066	276.9	18:37.543								
7	1	1:48.915	32.789	28.430	47.696	277.6	20:26.458								
8	1	1:49.074	32.784	28.330	47.960	279.8	22:15.532								
9	1	2:01.060 B	34.511	28.734	57.815	279.1	24:16.592								
10	1	13:43.023	...	28.674	48.155	275.5	37:59.615								
11	1	1:50.258	32.875	28.492	48.891	274.8	39:49.873								
12	1	1:50.957	33.060	28.527	49.370	278.4	41:40.830								
13	1	1:49.777	33.030	28.340	48.407	279.1	43:30.607								
14	1	1:51.263	34.045	28.512	48.706	281.2	45:21.870								
15	1	1:49.039	32.769	28.308	47.962	279.8	47:10.909								
16	1	1:59.228 B	33.014	28.463	57.751	281.2	49:10.137								
17	3	15:12.047	...	29.380	50.104	271.4	1:04:22.184								
18	3	1:54.070	33.544	28.502	52.024	279.1	1:06:16.254								
19	3	1:50.627	33.404	28.862	48.361	276.9	1:08:06.881								
20	3	1:50.899	33.203	28.453	49.243	281.2	1:09:57.780								
21	3	1:48.982	32.888	28.310	47.784	282.7	1:11:46.762								
22	3	1:48.628	32.590	28.371	47.667	275.5	1:13:35.390								
23	3	1:51.585	33.606	28.255	49.724	280.5	1:15:26.975								
24	3	1:48.996	32.920	28.258	47.818	279.8	1:17:15.971								
25	3	1:49.836	33.487	28.712	47.637	280.5	1:19:05.807								
26	3	1:51.682	32.692	28.172	50.818	280.5	1:20:57.489								
27	3	1:48.365	32.789	28.182	47.394	282.0	1:22:45.854								
28	3	1:48.264	32.472	28.388	47.404	278.4	1:24:34.118								
29	3	1:47.996	32.391	28.228	47.377	280.5	1:26:22.114								
30	3	2:00.191 B	32.703	28.337	59.151	278.4	1:28:22.305								
31	3	26:50.846	...	29.504	49.712	274.1	1:55:13.151								
32	3	1:51.298	34.212	28.833	48.253	273.4	1:57:04.449								
13 Rebellion Racing 1. Dominik KRAHAMER 2. Andrea BELICCHI 3. Fabio LEIMER Lola B12/60 - Toyota LMP1 - L								1	2	23:49.026	...	29.310	51.184	272.0	23:49.026
								2	2	2:06.326 B	34.072	34.806	57.448	269.3	25:55.352
3	2	17:51.702	...	28.789	48.481	275.5	43:47.054								
4	2	1:51.291	33.392	29.395	48.504	276.9	45:38.345								
5	2	1:49.900	33.239	28.554	48.107	276.2	47:28.245								
6	2	1:50.002	33.278	28.588	48.136	276.9	49:18.247								
7	2	2:06.426 B	33.196	35.745	57.485	266.7	51:24.673								
8	2	27:53.696	...	31.770	50.777	248.8	1:19:18.369								
9	2	1:48.238	32.694	28.352	47.192	275.5	1:21:06.607								
10	2	2:02.838 B	33.902	28.545	1:00.391	279.1	1:23:09.445								
11	2	7:24.200	6:03.439	28.663	52.098	274.1	1:30:33.645								
12	2	1:48.760	32.614	28.562	47.584	272.7	1:32:22.405								
13	2	1:48.817	32.515	28.515	47.787	274.1	1:34:11.222								
14	2	1:48.995	32.436	28.224	48.335	282.0	1:36:00.217								
15	2	1:49.410	32.669	28.264	48.477	279.1	1:37:49.627								
16	2	1:48.863	32.836	28.373	47.654	274.1	1:39:38.490								
17	2	1:49.266	32.579	28.543	48.144	276.2	1:41:27.756								
18	2	1:59.989 B	32.904	28.443	58.642	276.9	1:43:27.745								
19	3	10:51.426	9:14.499	39.989	56.938	266.0	1:54:19.171								
20	3	1:53.489	34.499	29.501	49.489	274.1	1:56:12.660								
21	3	1:51.247	33.462	28.742	49.043	274.8	1:58:03.907								
22	3	1:51.031	32.906	28.638	49.487	277.6	1:59:54.938								



FIA WEC

THE PROLOGUE - PAUL RICARD

Saturday Morning Session

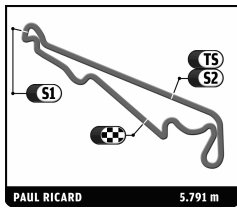
Sector Analysis

■ Personal Best
 ■ Session Best
 ■ Crossing the finish line in pit lane

Lap	D	Time	Sector 1	Sector 2	Sector 3	T. Spd	Elapsed	Lap	D	Time	Sector 1	Sector 2	Sector 3	T. Spd	Elapsed
23	3	1:49.599	33.043	28.519	48.037	282.0	2:01:44.537	18	1	1:47.351	31.788	27.940	47.623	295.9	50:45.567
24	3	1:48.601	32.724	28.487	47.390	278.4	2:03:33.138	19	1	1:44.461	31.821	25.827	46.813	309.5	52:30.028
25	3	1:48.491	32.678	28.505	47.308	276.9	2:05:21.629	20	1	1:44.542	31.715	25.783	47.044	309.5	54:14.570
26	3	1:51.379	33.110	28.966	49.303	276.2	2:07:13.008	21	1	1:44.771	31.877	25.765	47.129	309.5	55:59.341
27	3	1:48.994	32.985	28.500	47.509	277.6	2:09:02.002	22	1	1:44.832	31.876	25.772	47.184	309.5	57:44.173
28	3	1:59.361 B	33.233	28.497	57.631	278.4	2:11:01.363	23	1	1:44.586	31.821	25.703	47.062	309.5	59:28.759
29	3	15:10.817	...	29.048	48.292	274.1	2:26:12.180	24	1	1:43.791	30.384	25.978	47.429	307.7	1:01:12.550
30	3	1:49.870	33.171	28.574	48.125	272.7	2:28:02.050	25	1	1:45.363	31.923	25.951	47.489	308.6	1:02:57.913
31	3	1:48.908	32.937	28.414	47.557	275.5	2:29:50.958	26	1	1:45.777	32.473	25.946	47.358	307.7	1:04:43.690
32	3	1:51.018	33.593	28.607	48.818	273.4	2:31:41.976	27	1	1:46.109	32.631	25.884	47.594	311.2	1:06:29.799
33	3	1:51.312	33.084	28.620	49.608	268.0	2:33:33.288	28	1	13:51.316 B	32.729	25.891	...	310.3	1:20:21.115
34	3	1:58.808 B	33.150	28.518	57.140	275.5	2:35:32.096	29	1	2:06.036	49.634	27.589	48.813	302.5	1:22:27.151
35	3	13:43.271	...	29.228	48.656	272.7	2:49:15.367	30	1	1:43.680	31.698	25.790	46.192	304.2	1:24:10.831
36	3	1:51.861	33.100	28.725	50.036	272.7	2:51:07.228	31	1	1:43.341	31.379	25.859	46.103	307.7	1:25:54.172
37	3	1:50.187	33.627	28.441	48.119	276.2	2:52:57.415	32	1	1:44.791	31.790	25.747	47.254	307.7	1:27:38.963
38	3	1:51.136	33.043	28.647	49.446	273.4	2:54:48.551	33	1	1:44.393	31.556	25.964	46.873	304.2	1:29:23.356
39	3	1:50.380	33.141	28.684	48.555	276.9	2:56:38.931	34	1	1:45.292	31.741	25.849	47.702	311.2	1:31:08.648
40	3	1:50.043	33.241	28.411	48.391	274.1	2:58:28.974	35	1	1:45.905	31.774	26.190	47.941	308.6	1:32:54.553
41	3	1:49.333	33.036	28.439	47.858	276.2	3:00:18.307	36	1	1:45.690	32.559	25.823	47.308	311.2	1:34:40.243
42	3	1:48.913	32.894	28.420	47.599	276.9	3:02:07.220	37	1	1:44.568	31.825	25.882	46.861	310.3	1:36:24.811
43	3	1:50.798	33.457	29.372	47.969	274.1	3:03:58.018	38	1	1:44.842	31.780	25.810	47.252	308.6	1:38:09.653
44	3	2:00.404 B	33.149	28.515	58.740	275.5	3:05:58.422	39	1	1:45.012	32.519	25.749	46.744	307.7	1:39:54.665
45	1	14:00.927	...	29.599	50.340	270.0	3:19:59.349	40	1	1:45.192	32.283	25.859	47.050	308.6	1:41:39.857
46	1	1:53.551	33.968	29.439	50.144	269.3	3:21:52.900	41	1	1:45.110	32.032	25.831	47.247	314.9	1:43:24.967
47	1	1:52.865	34.628	29.089	49.148	269.3	3:23:45.765	42	1	1:45.255	32.097	25.750	47.408	310.3	1:45:10.222
48	1	2:00.335 B	33.603	28.934	57.798	270.0	3:25:46.100	43	1	1:45.682	31.942	25.741	47.999	314.0	1:46:55.904
49	1	15:28.821	...	29.690	49.288	268.0	3:41:14.921	44	1	1:44.869	31.964	25.867	47.038	308.6	1:48:40.773
50	1	1:49.399	32.822	28.712	47.865	272.0	3:43:04.320	45	1	1:45.210	31.875	26.020	47.315	306.8	1:50:25.983
51	1	2:06.353	48.331	29.252	48.770	270.0	3:45:10.673	46	1	1:45.507	31.806	26.092	47.609	307.7	1:52:11.490
52	1	1:50.283	33.191	28.786	48.306	272.7	3:47:00.956	47	1	8:52.536 B	32.512	26.073	7:53.951	307.7	2:01:04.026
53	1	1:50.090	33.270	28.651	48.169	274.8	3:48:51.046	48	3	2:11.270	51.112	30.971	49.187	285.7	2:03:15.296
54	1	1:51.150	33.469	29.088	48.593	271.4	3:50:42.196	49	3	1:46.898	32.580	26.363	47.955	307.7	2:05:02.194
55	1	1:49.970	33.151	28.800	48.019	270.0	3:52:32.166	50	3	1:45.985	32.480	26.181	47.324	305.1	2:06:48.179
56	1	1:49.605	33.088	28.551	47.966	272.0	3:54:21.771	51	3	1:46.156	32.493	26.288	47.375	305.9	2:08:34.335
57	1	1:50.449	33.797	28.596	48.056	275.5	3:56:12.220	52	3	1:46.233	32.503	26.272	47.458	305.9	2:10:20.568
58	1	1:51.795	33.186	28.737	49.872	272.0	3:58:04.015	53	3	1:47.300	33.380	26.500	47.420	306.8	2:12:07.868
59	1	2:01.310 B	33.971	28.925	58.414	271.4	4:00:05.325	54	3	10:29.603 B	32.341	26.345	9:30.917	305.1	2:22:37.471
								55	3	2:02.805	48.749	26.102	47.954	301.7	2:24:40.276
								56	3	1:45.120	32.255	26.044	46.821	308.6	2:26:25.396
								57	3	1:45.569	32.344	25.908	47.317	303.4	2:28:10.965
								58	3	1:45.589	32.247	26.133	47.209	307.7	2:29:56.554
								59	3	1:47.496	33.666	26.054	47.776	304.2	2:31:44.050
								60	3	1:46.759	32.451	26.145	48.163	305.9	2:33:30.809
								61	3	1:46.719	32.438	26.265	48.016	301.7	2:35:17.528
								62	3	1:46.444	32.444	26.249	47.751	305.9	2:37:03.972
								63	3	1:46.712	32.293	26.766	47.653	305.9	2:38:50.684
								64	3	1:46.381	32.552	26.237	47.592	305.9	2:40:37.065
								65	3	1:46.251	32.424	26.353	47.474	308.6	2:42:23.316
								66	3	1:46.198	32.476	26.231	47.491	305.1	2:44:09.514
								67	3	1:46.686	32.464	26.536	47.686	305.1	2:45:56.200
								68	3	9:38.460 B	34.308	29.624	8:34.528	292.7	2:55:34.660
								69	3	2:03.548	49.937	26.179	47.432	304.2	2:57:38.208
								70	3	1:45.239	31.815	26.358	47.066	305.1	2:59:23.447
								71	3	1:46.267	32.772	26.103	47.392	305.9	3:01:09.714
								72	3	1:45.170	32.045	26.084	47.041	305.1	3:02:54.884
								73	3	1:45.596	32.412	26.090	47.094	304.2	3:04:40.480
								74	3	1:46.154	32.515	26.133	47.506	306.8	3:06:26.634
								75	3	1:46.074	32.416	26.259	47.399	304.2	3:08:12.708

14	Porsche Team	Porsche 919 Hybrid
	1. Romain DUMAS	LMP1 - H
	2. Neel JANI	

Lap	D	Time	Sector 1	Sector 2	Sector 3	T. Spd	Elapsed
1	1	8:31.366 B	57.099	31.622	7:02.645	213.4	8:31.366
2	1	2:04.333	51.161	25.693	47.479	307.7	10:35.699
3	1	1:43.446	31.518	25.663	46.265	309.5	12:19.145
4	1	1:43.509	31.522	25.682	46.305	310.3	14:02.654
5	1	1:44.243	31.506	25.724	47.013	308.6	15:46.897
6	1	1:44.605	31.753	25.838	47.014	307.7	17:31.502
7	1	1:44.418	31.666	25.744	47.008	312.1	19:15.920
8	1	13:34.972 B	32.944	25.888	...	311.2	32:50.892
9	1	2:04.728	49.654	26.049	49.025	305.9	34:55.620
10	1	1:44.211	31.809	25.838	46.564	304.2	36:39.831
11	1	1:44.153	31.714	25.852	46.587	308.6	38:23.984
12	1	1:44.707	31.759	25.755	47.193	312.1	40:08.691
13	1	1:44.668	31.837	25.694	47.137	309.5	41:53.359
14	1	1:50.656	31.940	28.239	50.477	248.3	43:44.015
15	1	1:45.017	32.066	25.821	47.130	314.9	45:29.032
16	1	1:44.665	31.922	25.660	47.083	310.3	47:13.697
17	1	1:44.519	31.871	25.724	46.924	312.1	48:58.216



FIA WEC

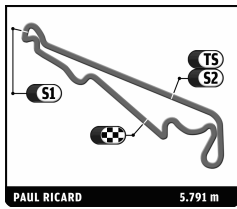
THE PROLOGUE - PAUL RICARD

Saturday Morning Session

Sector Analysis

■ Personal Best
 ■ Session Best
 ■ Crossing the finish line in pit lane

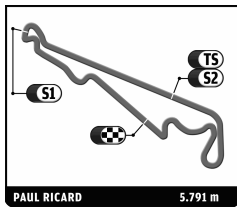
Lap	D	Time	Sector 1	Sector 2	Sector 3	T. Spd	Elapsed	Lap	D	Time	Sector 1	Sector 2	Sector 3	T. Spd	Elapsed
76	3	1:45.268	32.214	26.014	47.040	305.9	3:09:57.976	33	1	2:03.349	50.045	26.285	47.019	304.2	2:25:01.224
77	3	1:46.024	32.500	26.289	47.235	300.8	3:11:44.000	34	1	1:44.383	32.047	25.793	46.543	309.5	2:26:45.607
78	3	1:45.682	32.212	26.087	47.383	309.5	3:13:29.682	35	1	1:44.132	31.778	25.737	46.617	308.6	2:28:29.739
79	3	1:47.609	33.560	26.327	47.722	306.8	3:15:17.291	36	1	1:44.496	31.971	25.826	46.699	310.3	2:30:14.235
80	3	1:47.078	33.170	26.167	47.741	309.5	3:17:04.369	37	1	1:44.837	32.102	25.795	46.940	305.9	2:31:59.072
81	3	1:46.046	32.536	26.080	47.430	305.9	3:18:50.415	38	1	1:44.060	31.709	25.759	46.592	310.3	2:33:43.132
82	3	1:50.219	36.189	26.218	47.812	305.9	3:20:40.634	39	1	1:45.570	32.387	26.080	47.103	309.5	2:35:28.702
83	3	1:46.489	32.420	26.083	47.986	307.7	3:22:27.123	40	1	1:44.944	32.139	25.766	47.039	312.1	2:37:13.646
84	3	1:47.463	32.897	26.200	48.366	303.4	3:24:14.586	41	1	1:45.265	32.186	25.790	47.289	312.1	2:38:58.911
85	3	1:47.479	33.076	26.288	48.115	300.8	3:26:02.065	42	1	1:45.039	32.250	25.812	46.977	306.8	2:40:43.950
86	3	1:47.076	32.697	26.380	47.999	302.5	3:27:49.141	43	1	1:44.875	32.187	25.895	46.793	309.5	2:42:28.825
87	3	1:46.405	32.494	26.209	47.702	303.4	3:29:35.546	44	1	1:44.982	31.956	25.913	47.113	306.8	2:44:13.807
88	3	1:46.323	32.538	26.228	47.557	303.4	3:31:21.869	45	1	1:45.320	32.199	25.944	47.177	309.5	2:45:59.127
89	3	1:46.978	32.478	26.485	48.015	304.2	3:33:08.847	46	1	1:45.917	32.469	26.344	47.104	310.3	2:47:45.044
90	3	1:46.340	32.523	26.406	47.411	305.9	3:34:55.187	47	1	1:45.278	32.265	25.866	47.147	313.0	2:49:30.322
91	3	1:46.244	32.498	26.267	47.479	305.1	3:36:41.431	48	1	1:45.169	32.025	25.924	47.220	308.6	2:51:15.491
92	3	1:46.238	32.381	26.122	47.735	302.5	3:38:27.669	49	1	1:45.738	32.129	25.710	47.899	313.0	2:53:01.229
93	3	1:46.603	32.509	26.246	47.848	302.5	3:40:14.272	50	1	1:45.295	32.286	25.803	47.206	310.3	2:54:46.524
94	3	1:46.731	32.258	26.445	48.028	303.4	3:42:01.003	51	1	11:42.729B	32.135	26.413	...	257.8	3:06:29.253
95	3	1:48.451	32.895	26.974	48.582	300.0	3:43:49.454	52	1	2:05.591	49.838	25.984	49.769	304.2	3:08:34.844
96	3	1:46.813	32.343	26.383	48.087	305.1	3:45:36.267	53	1	1:44.336	31.976	26.073	46.287	303.4	3:10:19.180
97	3	1:46.729	32.590	26.168	47.971	306.8	3:47:22.996	54	1	1:44.386	31.907	26.070	46.409	303.4	3:12:03.566
20 Porsche Team 1.Timo BERNHARD 2.Mark WEBBER Porsche 919 Hybrid LMP1 - H								55	1	1:46.141	32.733	26.085	47.323	305.9	3:13:49.707
								56	1	1:45.248	32.261	25.958	47.029	306.8	3:15:34.955
1	3	10:21.287B	50.985	29.426	9:00.876	300.0	10:21.287	57	1	1:45.461	32.289	25.926	47.246	305.1	3:17:20.416
2	3	2:03.298	50.037	26.102	47.159	308.6	12:24.585	58	1	1:46.101	32.591	26.012	47.498	312.1	3:19:06.517
3	3	1:43.565	31.404	25.787	46.374	310.3	14:08.150	59	1	1:46.299	32.356	25.923	48.020	311.2	3:20:52.816
4	3	1:44.845	31.553	25.951	47.341	306.8	15:52.995	60	1	1:46.305	32.450	26.348	47.507	305.9	3:22:39.121
5	3	1:44.378	31.731	26.020	46.627	306.8	17:37.373	61	1	1:46.095	32.657	25.872	47.566	308.6	3:24:25.216
6	3	1:44.634	31.778	26.003	46.853	309.5	19:22.007	62	1	1:46.490	32.426	25.994	48.070	302.5	3:26:11.706
7	3	1:44.492	31.792	26.081	46.619	305.1	21:06.499	63	1	1:47.285	32.641	25.993	48.651	309.5	3:27:58.991
8	3	2:58.367B	31.943	28.671	1:57.753	282.0	24:04.866	64	1	1:45.570	32.276	26.024	47.270	305.1	3:29:44.561
9	3	18:17.251B	52.440	26.423	...	310.3	42:22.117	65	1	1:45.682	32.441	25.837	47.404	305.9	3:31:30.243
10	3	2:07.998	52.108	26.777	49.113	307.7	44:30.115	66	1	1:45.606	32.346	25.780	47.480	308.6	3:33:15.849
11	3	1:43.344	31.535	25.623	46.186	308.6	46:13.459	67	1	1:45.582	32.292	25.880	47.410	308.6	3:35:01.431
12	3	1:44.693	31.722	25.748	47.223	305.9	47:58.152	68	1	1:45.411	32.400	25.874	47.137	308.6	3:36:46.842
13	3	1:43.968	31.721	25.760	46.487	311.2	49:42.120	69	1	1:45.476	32.123	25.754	47.599	310.3	3:38:32.318
14	3	1:44.818	32.487	25.584	46.747	314.0	51:26.938	70	1	1:45.504	32.204	25.895	47.405	310.3	3:40:17.822
15	3	1:44.766	31.896	25.698	47.172	309.5	53:11.704	71	1	4:59.361B	31.983	25.949	4:01.429	307.7	3:45:17.183
16	3	1:44.510	32.027	25.785	46.698	314.0	54:56.214	72	1	2:03.666	49.921	26.499	47.246	307.7	3:47:20.849
17	3	1:44.072	31.791	25.696	46.585	312.1	56:40.286	73	1	1:46.959	31.922	25.841	49.196	310.3	3:49:07.808
18	3	1:44.199	31.863	25.604	46.732	314.9	58:24.485	74	1	1:44.305	31.595	26.194	46.516	299.2	3:50:52.113
19	3	1:45.120	32.522	25.842	46.756	308.6	1:00:09.605	75	1	1:44.439	32.077	25.950	46.412	299.2	3:52:36.552
20	3	1:45.715	32.162	25.717	47.836	314.0	1:01:55.320	76	1	1:45.594	32.552	25.829	47.213	305.9	3:54:22.146
21	3	1:44.363	31.770	25.752	46.841	313.0	1:03:39.683	77	1	1:44.977	32.415	25.807	46.755	309.5	3:56:07.123
22	3	55:34.004B	32.411	32.844	...	216.9	1:59:13.687	78	1	1:45.157	32.128	26.052	46.977	302.5	3:57:52.280
23	3	2:05.697	50.836	26.710	48.151	303.4	2:01:19.384	79	1	1:44.855	32.039	25.845	46.971	305.1	3:59:37.135
24	3	1:46.135	32.611	26.071	47.453	310.3	2:03:05.519	80	1	1:45.295	32.201	25.957	47.137	307.7	4:01:22.430
25	3	2:44.995B	32.400	26.068	1:46.527	311.2	2:05:50.514	26 G-Drive Racing 1.Roman RUSINOV 2.Olivier PLA Morgan - Nissan LMP2							
26	1	2:02.757	50.162	26.008	46.587	310.3	2:07:53.271								
27	1	1:43.574	31.610	25.698	46.266	305.9	2:09:36.845	1	1	57:10.414	...	29.762	52.059	268.7	57:10.414
28	1	1:44.450	31.866	25.800	46.784	309.5	2:11:21.295	2	1	1:57.060	35.408	30.030	51.622	269.3	59:07.474
29	1	1:44.916	31.985	25.768	47.163	307.7	2:13:06.211	3	1	1:54.471	34.490	29.463	50.518	270.7	1:01:01.945
30	1	1:44.568	31.997	25.706	46.865	311.2	2:14:50.779	4	1	1:57.183	34.589	29.508	53.086	271.4	1:02:59.128
31	1	1:45.443	31.938	26.100	47.405	305.1	2:16:36.222	5	1	2:03.127B	35.090	29.617	58.420	268.0	1:05:02.255
32	1	6:21.653B	32.556	25.954	5:23.143	312.1	2:22:57.875	6	1	6:31.914	5:10.527	30.074	51.313	270.0	1:11:34.169



FIA WEC
THE PROLOGUE - PAUL RICARD
Saturday Morning Session

Sector Analysis

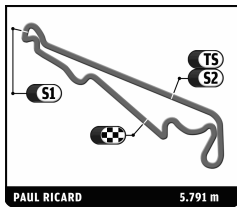
								■ Personal Best ■ Session Best ■ Crossing the finish line in pit lane							
Lap	D	Time	Sector 1	Sector 2	Sector 3	T. Spd	Elapsed	Lap	D	Time	Sector 1	Sector 2	Sector 3	T. Spd	Elapsed
7	1	1:54.764	34.650	29.656	50.458	267.3	1:13:28.933	39	1	1:55.537	35.068	29.754	50.715	268.7	3:17:19.462
8	1	2:06.962 B	36.441	31.181	59.340	268.0	1:15:35.895	<div style="border: 1px solid black; padding: 5px;"> 37 SMP Racing Oreca 03 - Nissan 1.Kirill LADYGIN 3.Anton LADYGIN 2.Viktor SHAITAR LMP2 </div>							
9	1	5:23.436	35:59.271	30.542	53.623	270.0	1:20:59.331								
10	1	1:57.679	35.385	29.889	52.405	272.0	1:22:57.010	1	1	1:31:55.973	...	30.983	51.305	257.8	1:31:55.973
11	1	2:06.582 B	36.019	30.017	1:00.546	268.0	1:25:03.592	2	1	2:08.861	35.133	30.339	1:03.389	260.2	1:34:04.834
12	1	32:57.083	...	29.728	53.835	268.0	1:58:00.675	3	1	1:55.129	34.811	30.225	50.093	263.4	1:35:59.963
13	1	1:52.397	34.052	29.126	49.219	272.0	1:59:53.072	4	1	10:18.406 B	34.809	29.769	9:13.828	266.0	1:46:18.369
14	1	1:52.787	34.012	29.345	49.430	272.0	2:01:45.859	5	1	2:17.264	55.484	31.267	50.513	264.7	1:48:35.633
15	1	1:51.698	33.783	29.282	48.633	273.4	2:03:37.557	6	1	1:52.897	33.775	29.666	49.456	264.1	1:50:28.530
16	1	1:51.729	33.613	29.231	48.885	270.0	2:05:29.286	7	1	10:24.332 B	33.433	29.594	9:21.305	268.7	2:00:52.862
17	1	2:02.376 B	33.987	29.462	58.927	270.7	2:07:31.662	8	1	2:12.283	51.981	29.987	50.315	267.3	2:03:05.145
18	2	16:37.208	...	29.777	52.303	267.3	2:24:08.870	9	1	2:00.244	34.060	29.871	56.313	266.7	2:05:05.389
19	2	1:52.043	33.582	29.383	49.078	269.3	2:26:00.913	10	1	1:54.240	34.795	29.725	49.720	267.3	2:06:59.629
20	2	1:52.271	33.890	29.441	48.940	268.7	2:27:53.184	11	1	8:09.419 B	34.438	29.706	7:05.275	268.0	2:15:09.048
21	2	1:52.091	33.702	29.341	49.048	270.0	2:29:45.275	12	1	2:10.048	50.790	29.819	49.439	265.4	2:17:19.096
22	2	2:07.568 B	36.664	29.550	1:01.354	267.3	2:31:52.843	13	1	1:52.801	33.936	29.496	49.369	264.7	2:19:11.897
<div style="border: 1px solid black; padding: 5px;"> 27 SMP Racing Oreca 03 - Nissan 1.Sergey ZLOBIN 3.Maurizio MEDIANI 2.Nicolas MINASSIAN LMP2 </div>								14	1	1:54.646	33.861	29.604	51.181	269.3	2:21:06.543
								15	1	8:57.041 B	36.037	30.396	7:50.608	268.7	2:30:03.584
1	2	15:19.411	...	30.503	50.840	259.0	15:19.411	16	1	2:13.787	52.638	30.116	51.033	263.4	2:32:17.371
2	2	1:53.928	34.347	29.815	49.766	263.4	17:13.339	17	1	1:51.652	33.744	29.367	48.541	267.3	2:34:09.023
3	2	1:52.870	33.981	29.631	49.258	264.7	19:06.209	18	1	1:52.732	33.796	29.327	49.609	270.0	2:36:01.755
4	2	1:52.424	33.687	29.571	49.166	263.4	20:58.633	19	1	10:00.485 B	32.608	29.949	8:57.928	268.7	2:46:02.240
5	2	11:14.745 B	33.620	29.404	...	265.4	32:13.378	20	1	2:13.894	52.582	29.949	51.363	266.0	2:48:16.134
6	2	2:12.960	52.291	29.454	51.215	269.3	34:26.338	21	1	1:52.652	34.248	29.330	49.074	271.4	2:50:08.786
7	2	1:52.935	34.340	29.551	49.044	266.7	36:19.273	22	1	1:52.405	33.797	29.479	49.129	268.0	2:52:01.191
8	2	1:54.437	35.390	29.376	49.671	268.7	38:13.710	23	1	1:52.995	33.583	29.379	50.033	268.0	2:53:54.186
9	2	33:48.733 B	34.139	29.444	...	268.0	1:12:02.443	24	1	13:56.353 B	34.751	30.264	...	267.3	3:07:50.539
10	2	2:16.732	52.579	29.971	54.182	264.7	1:14:19.175	25	2	2:13.002	51.564	31.221	50.217	260.2	3:10:03.541
11	2	1:53.882	34.586	29.681	49.615	266.7	1:16:13.057	26	2	1:54.573	34.527	29.950	50.096	264.7	3:11:58.114
12	2	1:52.489	33.816	29.473	49.200	267.3	1:18:05.546	27	2	1:54.038	34.512	29.684	49.842	266.7	3:13:52.152
13	2	46:36.828 B	34.221	29.340	...	267.3	2:04:42.374	28	2	1:54.230	34.130	29.915	50.185	266.0	3:15:46.382
14	2	2:15.566	54.852	30.070	50.644	264.1	2:06:57.940	29	2	1:54.182	34.241	29.907	50.034	265.4	3:17:40.564
15	2	1:53.796	34.332	29.693	49.771	266.0	2:08:51.736	30	2	1:54.097	34.240	29.917	49.940	264.1	3:19:34.661
16	2	1:53.129	34.102	29.563	49.464	269.3	2:10:44.865	31	2	1:55.005	34.274	29.974	50.757	263.4	3:21:29.666
17	2	10:42.626 B	34.184	29.550	9:38.892	269.3	2:21:27.491	32	2	1:54.279	33.914	29.951	50.414	264.7	3:23:23.945
18	2	2:12.252	51.820	29.721	50.711	269.3	2:23:39.743	33	2	6:24.960 B	35.520	30.318	5:19.122	263.4	3:29:48.905
19	2	1:51.318	33.406	29.311	48.601	268.0	2:25:31.061	34	2	2:10.589	50.411	29.752	50.426	263.4	3:31:59.494
20	2	1:55.428	33.740	29.522	52.166	268.0	2:27:26.489	35	2	1:53.979	34.145	29.982	49.852	262.8	3:33:53.473
21	2	8:50.230 B	34.077	30.381	7:45.772	269.3	2:36:16.719	36	2	1:53.993	34.093	29.892	50.008	264.1	3:35:47.466
22	1	2:12.468	51.548	29.726	51.194	268.0	2:38:29.187	37	2	5:53.641 B	34.097	29.654	4:49.890	262.8	3:41:41.107
23	1	1:55.023	35.183	29.654	50.186	270.0	2:40:24.210	38	3	2:15.302	52.415	31.603	51.284	259.6	3:43:56.409
24	1	1:54.062	34.592	29.579	49.891	268.7	2:42:18.272	39	3	1:55.734	34.710	30.358	50.666	260.9	3:45:52.143
25	1	1:54.600	34.952	29.805	49.843	268.7	2:44:12.872	40	3	2:02.250	34.528	30.018	57.704	266.0	3:47:54.393
26	1	1:55.492	34.814	29.664	51.014	270.0	2:46:08.364	<div style="border: 1px solid black; padding: 5px;"> 47 KCMG Oreca 03 - Nissan 1.Matthew HOWSON 3.Tsugio MATSUDA 2.Richard BRADLEY LMP2 </div>							
27	1	1:54.188	34.443	29.492	50.253	268.7	2:48:02.552								
28	1	1:54.517	34.623	29.768	50.126	269.3	2:49:57.069	1	2	1:00:20.863	...	31.376	51.383	259.0	1:00:20.863
29	1	1:55.912	35.107	29.930	50.875	269.3	2:51:52.981	2	2	1:53.726	34.192	30.103	49.431	261.5	1:02:14.589
30	1	1:54.340	34.579	29.496	50.265	270.0	2:53:47.321	3	2	1:51.933	33.435	29.699	48.799	262.1	1:04:06.522
31	1	1:54.451	34.546	29.766	50.139	268.7	2:55:41.772	4	2	1:52.042	33.780	29.609	48.653	261.5	1:05:58.564
32	1	7:55.582 B	35.784	30.623	6:49.175	267.3	3:03:37.354	5	2	1:52.708	34.021	29.613	49.074	263.4	1:07:51.272
33	1	2:11.870	50.937	30.276	50.657	265.4	3:05:49.224	6	2	1:53.580	34.352	30.083	49.145	262.1	1:09:44.852
34	1	1:54.409	34.854	29.634	49.921	267.3	3:07:43.633	7	2	1:51.814	33.368	29.562	48.884	264.1	1:11:36.666
35	1	1:55.013	35.138	29.702	50.173	268.7	3:09:38.646	8	2	1:52.471	33.472	29.728	49.271	262.1	1:13:29.137
36	1	1:54.671	34.722	29.998	49.951	268.0	3:11:33.317	9	2	1:53.499	34.630	29.961	48.908	261.5	1:15:22.636
37	1	1:55.325	35.185	29.691	50.449	269.3	3:13:28.642	10	2	1:52.322	33.595	29.600	49.127	263.4	1:17:14.958
38	1	1:55.283	35.373	29.623	50.287	269.3	3:15:23.925								



FIA WEC
THE PROLOGUE - PAUL RICARD
Saturday Morning Session

Sector Analysis

							Personal Best		Session Best		B Crossing the finish line in pit lane				
Lap	D	Time	Sector 1	Sector 2	Sector 3	T. Spd	Elapsed	Lap	D	Time	Sector 1	Sector 2	Sector 3	T. Spd	Elapsed
11	2	1:53.015	34.210	29.828	48.977	265.4	1:19:07.973	17	2	2:07.931 B	36.443	31.215	1:00.273	261.5	2:41:06.705
12	2	1:54.120	33.904	29.571	50.645	265.4	1:21:02.093	18	1	5:59.398	4:33.306	32.000	54.092	259.6	2:47:06.103
13	2	1:55.211	34.552	29.901	50.758	264.7	1:22:57.304	19	1	2:00.285	35.827	31.178	53.280	259.6	2:49:06.388
14	2	1:53.754	34.671	29.807	49.276	260.9	1:24:51.058	20	1	2:00.154	35.860	31.253	53.041	259.6	2:51:06.542
15	2	1:52.267	33.443	29.597	49.227	263.4	1:26:43.325	21	1	1:59.776	35.604	30.887	53.285	262.8	2:53:06.318
16	2	1:52.629	33.614	29.648	49.367	260.9	1:28:35.954	22	1	1:59.814	35.448	31.261	53.105	259.6	2:55:06.132
17	2	2:58.569 B	33.683	29.737	1:55.149	260.9	1:31:34.523	23	1	2:09.688 B	36.064	31.275	1:02.349	262.8	2:57:15.820
18	3	11:35.327	9:59.926	29.858	1:05.543	262.1	1:43:09.850	24	3	3:58.525	2:31.967	31.508	55.050	264.1	3:01:14.345
19	3	1:53.410	34.017	29.803	49.590	260.2	1:45:03.260	25	3	2:01.575	36.517	31.304	53.754	259.0	3:03:15.920
20	3	1:52.905	33.546	29.807	49.552	262.1	1:46:56.165	26	3	2:01.016	35.915	31.178	53.923	259.6	3:05:16.936
21	3	1:54.412	35.230	29.689	49.493	264.1	1:48:50.577	27	3	2:00.277	35.824	31.139	53.314	262.1	3:07:17.213
22	3	1:52.768	33.683	29.710	49.375	260.2	1:50:43.345	28	3	2:00.232	35.984	31.173	53.075	262.1	3:09:17.445
23	3	2:05.280	33.654	29.556	1:02.070	262.8	1:52:48.625	29	3	2:11.646 B	36.782	31.768	1:03.096	259.6	3:11:29.091
24	3	2:03.194 B	34.367	29.979	58.848	260.9	1:54:51.819	53 RAM Racing 1.Johnny MOWLEM 2.Mark PATTERSON 3.Ben COLLINS Ferrari F458 Italia LMGTE Am							
25	1	15:28.073 B	...	31.467	1:01.709	260.9	2:10:19.892	1	1	1:40:17.096	...	32.359	55.923	259.0	1:40:17.096
26	1	21:51.617	...	30.205	53.152	256.5	2:32:11.509	2	1	2:30.361 B	37.045	31.977	1:21.339	257.8	1:42:47.457
27	1	1:55.625	34.850	30.022	50.753	259.6	2:34:07.134	61 AF Corse 1.Luis PEREZ COMPANC 2.Marco CIOCI 3.Mirko VENTURI Ferrari F458 Italia LMGTE Am							
28	1	1:56.265	34.626	30.091	51.548	261.5	2:36:03.399	1	2	25:09.412	...	37.654	1:00.017	212.2	25:09.412
29	1	1:54.415	34.303	29.876	50.236	263.4	2:37:57.814	2	2	2:16.562	40.046	35.323	1:01.193	124.0	27:25.974
30	1	1:55.501	35.292	30.078	50.131	260.9	2:39:53.315	3	2	2:01.931	36.387	31.440	54.104	260.2	29:27.905
31	1	1:56.635	34.156	29.613	52.866	263.4	2:41:49.950	4	2	2:02.851	36.989	31.437	54.425	260.9	31:30.756
32	1	2:05.508 B	35.131	30.716	59.661	263.4	2:43:55.458	5	2	2:01.655	36.150	31.342	54.163	260.9	33:32.411
33	1	7:59.881	6:36.136	31.472	52.273	262.1	2:51:55.339	6	2	2:01.340	36.158	31.201	53.981	262.8	35:33.751
34	1	1:55.487	34.970	29.735	50.782	260.9	2:53:50.826	7	2	7:36.852 B	36.283	31.234	6:29.335	262.8	43:10.603
35	1	1:53.137	34.120	29.897	49.120	259.6	2:55:43.963	8	2	2:39.029	1:02.344	37.562	59.123	154.1	45:49.632
36	1	1:57.065	34.507	29.859	52.699	260.9	2:57:41.028	9	2	2:02.351	37.117	31.299	53.935	261.5	47:51.983
37	1	1:53.104	33.661	29.836	49.607	259.6	2:59:34.132	10	2	2:01.596	36.308	31.229	54.059	260.9	49:53.579
38	1	1:52.476	33.685	29.536	49.255	264.1	3:01:26.608	11	2	2:01.417	36.468	31.116	53.833	264.1	51:54.996
39	1	1:53.486	34.335	30.258	48.893	260.2	3:03:20.094	12	2	7:24.518 B	36.032	31.004	6:17.482	262.8	59:19.514
40	1	1:54.438	33.633	29.583	51.222	262.1	3:05:14.532	13	1	2:25.867	58.010	32.282	55.575	262.8	1:01:45.381
41	1	1:53.331	33.545	29.631	50.155	263.4	3:07:07.863	14	1	2:04.051	37.356	31.772	54.923	262.8	1:03:49.432
42	1	1:52.542	33.694	29.682	49.166	260.9	3:09:00.405	15	1	2:03.704	37.155	31.513	55.036	262.1	1:05:53.136
43	1	1:52.024	33.481	29.753	48.790	259.6	3:10:52.429	16	1	2:05.523	37.627	31.890	56.006	265.4	1:07:58.659
44	1	1:53.361	34.028	29.856	49.477	259.6	3:12:45.790	17	1	2:04.471	37.415	31.800	55.256	262.1	1:10:03.130
45	1	1:52.764	33.664	29.582	49.518	260.2	3:14:38.554	18	1	2:03.594	37.068	31.388	55.138	264.1	1:12:06.724
46	1	1:53.157	34.096	29.693	49.368	260.9	3:16:31.711	19	1	4:23.836 B	37.486	32.117	3:14.233	262.1	1:16:30.560
47	1	1:53.506	33.875	30.017	49.614	260.2	3:18:25.217	20	1	2:22.847	53.477	31.895	57.475	261.5	1:18:53.407
48	1	2:02.154 B	34.192	29.887	58.075	260.9	3:20:27.371	21	1	2:01.534	36.235	31.214	54.085	262.8	1:20:54.941
52 RAM Racing 1.Matt GRIFFIN 2.Alvaro PARENTE 3.James ROSSITER Ferrari F458 Italia LMGTE Pro							22	1	2:01.869	36.667	31.246	53.956	265.4	1:22:56.810	
1	1	1:33:27.838	...	35.470	55.084	247.7	1:33:27.838	23	1	2:01.975	36.697	30.933	54.345	264.1	1:24:58.785
2	1	2:02.188	36.539	31.353	54.296	260.9	1:35:30.026	24	1	37:56.078 B	36.002	31.038	...	266.0	2:02:54.863
3	1	2:00.545	35.814	31.013	53.718	262.8	1:37:30.571	25	3	2:24.752	55.670	31.947	57.135	257.8	2:05:19.615
4	1	2:00.158	35.949	31.097	53.112	261.5	1:39:30.729	26	3	2:06.363	37.582	31.629	57.152	261.5	2:07:25.978
5	1	2:00.003	35.875	31.142	52.986	261.5	1:41:30.732	27	3	2:08.422	40.978	33.048	54.396	260.2	2:09:34.400
6	1	2:10.143 B	36.335	31.159	1:02.649	264.1	1:43:40.875	28	3	2:01.381	36.052	31.240	54.089	262.8	2:11:35.781
7	1	5:26.191	4:01.331	31.326	53.534	262.8	1:49:07.066	29	3	2:01.198	36.193	31.299	53.706	263.4	2:13:36.979
8	1	2:00.611	35.840	31.300	53.471	259.0	1:51:07.677	30	3	2:01.531	36.004	31.213	54.314	262.8	2:15:38.510
9	1	2:00.895	35.762	31.255	53.878	261.5	1:53:08.572	31	3	2:01.834	36.061	31.288	54.485	260.9	2:17:40.344
10	1	2:02.312	35.647	31.316	55.349	260.2	1:55:10.884	32	3	9:18.088 B	36.414	31.222	8:10.452	259.6	2:26:58.432
11	1	2:10.993 B	36.793	31.507	1:02.693	261.5	1:57:21.877	33	2	2:25.639	54.353	31.495	59.791	260.9	2:29:24.071
12	2	33:37.493	...	32.294	54.650	259.6	2:30:59.370	34	2	2:07.205	39.578	32.925	54.702	255.9	2:31:31.276
13	2	1:59.852	35.957	31.074	52.821	261.5	2:32:59.222	35	2	2:02.095	36.541	31.200	54.354	262.8	2:33:33.371
14	2	1:59.133	35.309	30.952	52.872	262.1	2:34:58.355	36	2	10:12.700 B	36.490	31.996	9:04.214	238.9	2:43:46.071
15	2	2:01.602	36.386	31.423	53.793	262.8	2:36:59.957								
16	2	1:58.817	35.388	30.965	52.464	262.1	2:38:58.774								

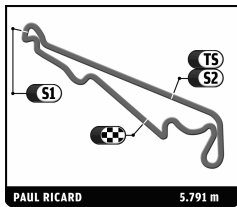


FIA WEC
THE PROLOGUE - PAUL RICARD
Saturday Morning Session

Sector Analysis

Personal Best Session Best B Crossing the finish line in pit lane

Lap	D	Time	Sector 1	Sector 2	Sector 3	T. Spd	Elapsed	Lap	D	Time	Sector 1	Sector 2	Sector 3	T. Spd	Elapsed
40	2	18:48.888 B	36.199	31.586	...	256.5	2:35:22.685	38	2	2:00.992	36.057	31.119	53.816	260.9	3:58:02.364
41	2	2:23.096	57.156	31.852	54.088	255.3	2:37:45.781	88 Proton Competition Porsche 911 RSR							
42	2	2:02.337	36.514	31.877	53.946	255.9	2:39:48.118	1.Christian RIED 3.Khaled AL QUBAIS I LMGTE Am							
43	2	2:01.661	36.266	31.314	54.081	259.0	2:41:49.779	2.Klaus BACHLER							
44	2	2:02.462	37.089	31.516	53.857	260.9	2:43:52.241	1	1	1:00:33.769	...	33.158	57.047	252.3	1:00:33.769
45	2	2:01.626	36.100	31.251	54.275	259.6	2:45:53.867	2	1	2:04.530	37.597	32.063	54.870	256.5	1:02:38.299
46	2	37:42.831 B	36.338	31.478	...	260.2	3:23:36.698	3	1	2:03.053	37.200	31.676	54.177	256.5	1:04:41.352
47	2	2:23.186	54.497	32.557	56.132	249.4	3:25:59.884	4	1	2:02.517	36.814	31.368	54.335	259.6	1:06:43.869
48	2	2:05.055	36.812	31.881	56.362	252.3	3:28:04.939	5	1	2:01.664	36.257	31.401	54.006	257.1	1:08:45.533
49	2	7:00.578 B	37.158	31.970	5:51.450	254.7	3:35:05.517	6	1	7:59.963 B	36.469	31.453	6:52.041	259.6	1:16:45.496
50	2	2:19.513	52.967	31.855	54.691	248.8	3:37:25.030	7	1	2:18.020	52.344	31.658	54.018	255.9	1:19:03.516
51	2	2:02.529	36.559	31.442	54.528	254.7	3:39:27.559	8	1	2:01.621	36.222	31.420	53.979	259.6	1:21:05.137
52	2	2:02.166	36.158	31.826	54.182	251.2	3:41:29.725	9	1	2:00.980	36.053	31.323	53.604	260.9	1:23:06.117
53	2	5:23.057 B	37.297	31.672	4:14.088	252.9	3:46:52.782	10	1	2:01.187	36.143	31.273	53.771	257.8	1:25:07.304
54	2	2:21.095	53.110	31.828	56.157	251.7	3:49:13.877	11	1	2:01.064	36.169	31.234	53.661	261.5	1:27:08.368
55	2	2:04.592	36.926	32.808	54.858	248.3	3:51:18.469	12	1	2:01.844	36.341	31.384	54.119	257.8	1:29:10.212
56	2	2:03.013	36.310	31.896	54.807	250.6	3:53:21.482	13	1	2:03.433	37.008	31.917	54.508	257.8	1:31:13.645
81 AF Corse Ferrari F458 Italia								88 Proton Competition Porsche 911 RSR							
1.Stephen WYATT 3.Sam BIRD LMGTE Am								1.Christian RIED 3.Khaled AL QUBAIS I LMGTE Am							
2.Michele RUGOLO								2.Klaus BACHLER							
1	3	1:23:41.699	...	32.301	54.188	250.0	1:23:41.699	1	1	1:00:33.769	...	33.158	57.047	252.3	1:00:33.769
2	3	1:59.684	35.735	31.049	52.900	260.9	1:25:41.383	2	1	2:04.530	37.597	32.063	54.870	256.5	1:02:38.299
3	3	1:59.768	35.524	31.046	53.198	260.9	1:27:41.151	3	1	2:03.053	37.200	31.676	54.177	256.5	1:04:41.352
4	3	1:59.786	35.571	31.081	53.134	262.1	1:29:40.937	4	1	2:02.517	36.814	31.368	54.335	259.6	1:06:43.869
5	3	5:54.754 B	35.688	30.999	4:48.067	262.8	1:35:35.691	5	1	2:01.664	36.257	31.401	54.006	257.1	1:08:45.533
6	3	2:18.079	53.215	31.063	53.801	260.2	1:37:53.770	6	1	7:59.963 B	36.469	31.453	6:52.041	259.6	1:16:45.496
7	3	2:00.432	35.787	31.265	53.380	259.0	1:39:54.202	7	1	2:18.020	52.344	31.658	54.018	255.9	1:19:03.516
8	3	2:00.184	35.849	31.173	53.162	260.2	1:41:54.386	8	1	2:01.621	36.222	31.420	53.979	259.6	1:21:05.137
9	3	1:59.849	35.639	31.205	53.005	260.2	1:43:54.235	9	1	2:00.980	36.053	31.323	53.604	260.9	1:23:06.117
10	3	1:59.777	35.539	31.028	53.210	262.1	1:45:54.012	10	1	2:01.187	36.143	31.273	53.771	257.8	1:25:07.304
11	3	1:59.738	35.582	31.000	53.156	261.5	1:47:53.750	11	1	2:01.064	36.169	31.234	53.661	261.5	1:27:08.368
12	3	1:59.682	35.533	30.973	53.176	260.9	1:49:53.432	12	1	2:01.844	36.341	31.384	54.119	257.8	1:29:10.212
13	3	2:00.525	34.596	31.303	54.626	259.6	1:51:53.957	13	1	2:03.433	37.008	31.917	54.508	257.8	1:31:13.645
14	3	2:00.189	35.726	31.226	53.237	259.6	1:53:54.146	14	1	2:01.951	36.392	31.488	54.071	255.9	1:33:15.596
15	3	2:01.059	36.433	31.091	53.535	260.9	1:55:55.205	15	1	2:01.500	35.977	31.424	54.099	258.4	1:35:17.096
16	3	2:00.466	35.782	31.168	53.516	260.9	1:57:55.671	16	1	12:28.727 B	36.152	31.290	...	258.4	1:47:45.823
17	3	3:55.657 B	35.749	31.118	2:48.790	261.5	2:01:51.328	17	3	2:30.770	59.503	33.555	57.712	251.7	1:50:16.593
18	3	2:18.433	52.595	31.329	54.509	260.2	2:04:09.761	18	3	2:06.426	37.883	32.248	56.295	256.5	1:52:23.019
19	3	2:01.680	36.182	31.207	54.291	260.2	2:06:11.441	19	3	2:05.365	37.482	32.318	55.565	256.5	1:54:28.384
20	3	2:01.767	36.365	31.257	54.145	260.2	2:08:13.208	20	3	2:04.123	36.966	32.049	55.108	256.5	1:56:32.507
21	3	2:03.884	36.826	31.837	55.221	260.2	2:10:17.092	21	3	2:06.897	37.752	32.482	56.663	256.5	1:58:39.404
22	3	2:01.994	36.545	31.793	53.656	260.9	2:12:19.086	22	3	2:05.206	55.539	257.8	2:00:44.610
23	3	2:01.764	37.031	31.093	53.640	259.0	2:14:20.850	23	3	4:23.885 B	37.779	32.263	3:13.843	257.8	2:05:08.495
24	3	2:00.864	35.952	31.245	53.667	259.0	2:16:21.714	24	3	2:25.371	55.894	33.002	56.475	255.3	2:07:33.866
25	3	2:00.343	35.787	31.165	53.391	259.6	2:18:22.057	25	3	2:03.842	36.944	31.849	55.049	258.4	2:09:37.708
26	3	2:00.629	35.945	31.099	53.585	257.8	2:20:22.686	26	3	2:03.557	36.405	31.753	55.399	259.6	2:11:41.265
27	3	2:01.159	35.934	31.197	54.028	260.9	2:22:23.845	27	3	8:43.289 B	37.733	32.788	7:32.768	257.8	2:20:24.554
28	3	2:00.275	35.850	31.054	53.371	260.9	2:24:24.120	28	2	2:34.638	1:02.713	35.395	56.530	244.3	2:22:59.192
29	3	2:00.714	35.825	31.096	53.793	262.8	2:26:24.834	29	2	1:59.976	35.858	31.206	52.912	255.9	2:24:59.168
30	3	1:15:08.765 B	38.176	43.389	...	189.5	3:41:33.599	30	2	1:59.617	35.529	31.299	52.789	257.8	2:26:58.785
31	2	2:19.600	52.953	31.588	55.059	255.3	3:43:53.199	31	2	11:17.674 B	1:00.796	32.150	9:44.728	256.5	2:38:16.459
32	2	2:03.253	36.604	31.591	55.058	255.9	3:45:56.452	32	2	2:22.601	55.689	32.041	54.871	254.1	2:40:39.060
33	2	2:01.372	36.300	31.114	53.958	261.5	3:47:57.824	33	2	2:02.071	36.417	32.071	53.583	256.5	2:42:41.131
34	2	2:00.956	36.600	31.078	53.818	261.5	3:49:58.780	34	2	2:00.719	36.207	31.515	52.997	255.9	2:44:41.850
35	2	2:01.029	36.207	31.222	53.600	256.5	3:51:59.809	35	2	2:00.118	35.706	31.418	52.994	256.5	2:46:41.968
36	2	2:01.004	36.062	31.217	53.725	255.3	3:54:00.813	36	2	1:59.788	35.593	31.289	52.906	257.1	2:48:41.756
37	2	2:00.559	35.982	31.226	53.351	258.4	3:56:01.372	37	2	1:59.974	35.671	31.362	52.941	257.8	2:50:41.730
81 AF Corse Ferrari F458 Italia								90 8 Star Motorsports Ferrari F458 Italia							
1.Stephen WYATT 3.Sam BIRD LMGTE Am								1.Vicente POTOLICCHIO 3.Paolo RUBERTI LMGTE Am							
2.Michele RUGOLO								2.Gianluca RODA							
1	3	1:19:39.052	...	32.100	57.959	259.0	1:19:39.052	1	3	1:19:39.052	...	32.100	57.959	259.0	1:19:39.052
2	3	2:09.274	36.827	33.024	59.423	235.8	1:21:48.326	2	3	2:09.274	36.827	33.024	59.423	235.8	1:21:48.326
3	3	2:02.100	36.470	31.215	54.415	264.7	1:23:50.426	3	3	2:02.100	36.470	31.215	54.415	264.7	1:23:50.426
4	3	2:00.959	36.061	31.013	53.885	264.1	1:25:51.385	4	3	2:00.959	36.061	31.013	53.885	264.1	1:25:51.385
5	3	2:02.397	36.540	31.148	54.709	263.4	1:27:53.782	5	3	2:02.397	36.540	31.148	54.709	263.4	1:27:53.782
6	3	2:00.931	35.988	31.129	53.814	265.4	1:29:54.713	6	3	2:00.931	35.988	31.129	53.814	265.4	1:29:54.713
7	3	13:06.904 B	37.737	32.892	...	254.7	1:43:01.617	7	3	13:06.904 B	37.737	32.892	...	254.7	1:43:01.617
8	3	2:24.087	57.198	31.709	55.180	260.9	1:45:25.704	8	3	2:24.087	57.198	31.709	55.180	260.9	1:45:25.704
9	3	1:05:19.229 B	36.217	31.356	...	260.9	2:50:44.933	9	3	1:05:19.229 B	36.217	31.356	...	260.9	2:50:44.933
10	3	2:25.752	53.874	32.180	59.698	260.2	2:53:10.685	10	3	2:25.752	53.874	32.180	59.698	260.2	2:53:10.685
11	3	2:00.613	36.194	31.219	53.200	260.2	2:55:11.298	11	3	2:00.613	36.194	31.219	53.200	260.2	2:55:11.298
12	3	2:10.430	43.332	32.590	54.508	262.8	2:57:21.728	12	3	2:10.430	43.332	32.590	54.508	262.8	2:57:21.728
13	3	2:00.197	35.800	31.014	53.383	259.0	2:59:21.925	13	3	2:00.197	35.800	31.014	53.383	259.0	2:59:21.925

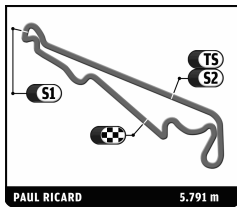


FIA WEC
THE PROLOGUE - PAUL RICARD
Saturday Morning Session

Sector Analysis

■ Personal Best ■ Session Best ■ Crossing the finish line in pit lane

Lap	D	Time	Sector 1	Sector 2	Sector 3	T. Spd	Elapsed	Lap	D	Time	Sector 1	Sector 2	Sector 3	T. Spd	Elapsed
14	3	5:25.028B	36.693	32.715	4:15.620	250.6	3:04:46.953	44	1	2:09.386	42.133	32.935	54.318	257.8	2:13:09.370
15	1	2:20.926	54.470	31.480	54.976	262.1	3:07:07.879	45	1	1:59.768	35.875	31.120	52.773	258.4	2:15:09.138
16	1	2:02.646	36.995	31.286	54.365	260.9	3:09:10.525	46	1	1:59.981	35.857	31.370	52.754	258.4	2:17:09.119
17	1	2:01.693	36.465	31.331	53.897	262.1	3:11:12.218	47	1	1:59.385	35.591	31.098	52.696	257.8	2:19:08.504
18	1	2:01.079	36.080	31.132	53.867	262.1	3:13:13.297	48	1	2:00.982	35.649	31.122	54.211	260.9	2:21:09.486
19	1	2:00.507	36.005	30.881	53.621	263.4	3:15:13.804	49	1	2:00.778	35.790	31.271	53.717	259.0	2:23:10.264
20	1	3:18.833B	37.735	31.340	2:09.758	261.5	3:18:32.637	50	1	2:00.797	36.335	31.264	53.198	259.0	2:25:11.061
21	2	3:22.938B	58.706	31.964	1:52.268	257.1	3:21:55.575	51	1	1:59.887	35.673	31.331	52.883	259.6	2:27:10.948
22	2	2:24.649	55.451	31.582	57.616	257.8	3:24:20.224	52	1	20:17.774B	37.112	31.559	...	258.4	2:47:28.722
23	2	3:14.931B	37.868	32.243	2:04.820	251.7	3:27:35.155	53	1	2:23.388	56.808	31.962	54.618	254.7	2:49:52.110
24	3	2:23.565	55.186	32.396	55.983	258.4	3:29:58.720	54	1	2:02.773	36.358	31.684	54.731	257.1	2:51:54.883
<div style="border: 1px solid black; padding: 2px;"> 92 Porsche Team Manthey 1. Marco HOLZER 2. Frédéric MAKOWIECKI </div>								<div style="border: 1px solid black; padding: 2px;"> Porsche 911 RSR LMGTE Pro </div>							
1	1	3:14.199	1:41.444	34.128	58.627	244.9	3:14.199	55	1	2:00.847	36.296	31.107	53.444	259.6	2:53:55.730
2	1	2:08.272	39.008	32.336	56.928	259.0	5:22.471	56	1	4:14.904B	36.902	31.494	3:06.508	257.1	2:58:10.634
3	1	2:02.795	37.181	31.365	54.249	260.2	7:25.266	57	3	2:22.056	55.859	31.664	54.533	257.1	3:00:32.690
4	1	2:00.399	36.037	31.270	53.092	260.2	9:25.665	58	3	2:03.008	36.875	31.738	54.395	259.0	3:02:35.698
5	1	1:59.283	35.560	31.145	52.578	260.2	11:24.948	59	3	2:01.039	36.214	31.380	53.445	256.5	3:04:36.737
6	1	1:59.101	35.525	31.018	52.558	260.9	13:24.049	60	3	2:01.989	36.950	31.389	53.650	260.2	3:06:38.726
7	1	1:59.081	35.474	31.119	52.488	260.2	15:23.130	61	3	2:59.521B	35.905	31.386	1:52.230	258.4	3:09:38.247
8	1	1:59.046	35.322	30.962	52.762	261.5	17:22.176	62	3	2:23.187	55.944	32.188	55.055	252.9	3:12:01.434
9	1	2:00.210	35.488	31.112	53.610	259.6	19:22.386	63	3	1:59.734	35.926	31.422	52.386	257.1	3:14:01.168
10	1	1:59.498	35.563	31.048	52.887	259.6	21:21.884	64	3	1:58.863	35.274	31.510	52.079	255.3	3:16:00.031
11	1	13:45.534B	36.103	31.252	...	260.2	35:07.418	65	3	1:59.408	35.483	31.397	52.528	253.5	3:17:59.439
12	1	2:28.805	57.216	34.073	57.516	251.7	37:36.223	66	3	1:59.434	35.401	31.534	52.499	255.3	3:19:58.873
13	1	2:05.749	38.456	32.037	55.256	255.3	39:41.972	67	3	2:00.386	36.111	31.575	52.700	253.5	3:21:59.259
14	1	2:02.263	36.768	31.626	53.869	255.3	41:44.235	68	3	2:02.297	36.108	31.409	54.780	251.7	3:24:01.556
15	1	2:00.308	36.010	31.161	53.137	261.5	43:44.543	69	3	2:00.164	35.640	31.532	52.992	253.5	3:26:01.720
16	1	1:58.896	35.361	30.923	52.612	264.1	45:43.439	70	3	2:00.253	35.564	31.292	53.397	260.2	3:28:01.973
17	1	1:58.550	35.299	30.914	52.337	261.5	47:41.989	71	3	2:00.249	36.093	31.350	52.806	256.5	3:30:02.222
18	1	1:58.576	35.274	30.984	52.318	261.5	49:40.565	72	3	2:00.393	35.534	31.335	53.524	256.5	3:32:02.615
19	1	1:58.732	35.601	30.884	52.247	262.1	51:39.297	73	3	1:59.763	35.633	31.411	52.719	255.9	3:34:02.378
20	1	1:59.215	35.400	31.018	52.797	259.6	53:38.512	74	3	1:59.917	35.528	31.440	52.949	254.7	3:36:02.295
21	1	1:58.600	35.385	30.950	52.265	260.2	55:37.112	75	3	1:59.889	35.729	31.164	52.996	257.1	3:38:02.184
22	1	14:49.171B	35.967	31.063	...	260.2	1:10:26.283	76	3	1:59.526	35.569	31.325	52.632	257.1	3:40:01.710
23	1	2:25.957	55.081	33.445	57.431	252.9	1:12:52.240	77	3	2:00.836	35.399	31.591	53.846	253.5	3:42:02.546
24	1	2:05.431	38.400	32.050	54.981	255.3	1:14:57.671	78	3	2:00.985	35.748	31.698	53.539	254.1	3:44:03.531
25	1	2:00.511	36.111	31.304	53.096	257.1	1:16:58.182	<div style="border: 1px solid black; padding: 2px;"> 95 Aston Martin Racing 1. Kristian POULSEN 2. Nikki THIM </div>							
26	1	1:58.808	35.545	31.093	52.170	259.0	1:18:56.990	<div style="border: 1px solid black; padding: 2px;"> Aston Martin Vantage V8 LMGTE Am </div>							
27	1	2:03.547	37.201	31.244	55.102	258.4	1:21:00.537	1	1	24:00.894	...	34.113	56.607	250.0	24:00.894
28	1	1:58.768	35.471	30.928	52.369	264.1	1:22:59.305	2	1	2:06.169	37.602	32.350	56.217	251.2	26:07.063
29	1	2:02.017	35.224	31.014	55.779	259.6	1:25:01.322	3	1	2:05.277	37.635	32.082	55.560	252.9	28:12.340
30	1	1:58.435	35.337	30.735	52.363	262.8	1:26:59.757	4	1	2:17.586B	37.321	32.901	1:07.364	252.9	30:29.926
31	1	1:58.625	35.366	31.021	52.238	259.6	1:28:58.382	5	1	9:27.375	7:51.322	35.145	1:00.908	242.7	39:57.301
32	1	1:58.464	35.227	31.056	52.181	259.6	1:30:56.846	6	1	2:02.854	36.890	31.890	54.074	255.3	42:00.155
33	1	1:58.329	35.037	31.103	52.189	257.1	1:32:55.175	7	1	2:02.360	36.520	31.457	54.383	258.4	44:02.515
34	1	14:23.455B	35.939	31.159	...	259.6	1:47:18.630	8	1	2:01.498	36.246	31.309	53.943	259.0	46:04.013
35	1	2:40.344	1:04.098	36.731	59.515	215.1	1:49:58.974	9	1	2:16.171B	37.316	31.677	1:07.178	257.8	48:20.184
36	1	2:08.351	39.317	32.598	56.436	254.7	1:52:07.325	10	1	7:31.910	6:03.320	32.342	56.248	234.8	55:52.094
37	1	2:08.198	39.002	33.263	55.933	253.5	1:54:15.523	11	1	2:03.117	36.820	31.612	54.685	257.8	57:55.211
38	1	2:02.836	37.102	31.703	54.031	257.1	1:56:18.359	12	1	2:02.673	36.777	31.626	54.270	257.8	59:57.884
39	1	2:02.037	36.934	31.807	53.296	257.8	1:58:20.396	13	1	2:02.231	36.504	31.602	54.125	257.1	1:02:00.115
40	1	6:18.214B	36.838	31.635	5:09.741	258.4	2:04:38.610	14	1	2:07.260	38.153	32.797	56.310	255.3	1:04:07.375
41	1	2:20.613	54.217	31.814	54.582	257.1	2:06:59.223	15	1	2:59.150B	36.682	31.977	1:50.491	256.5	1:07:06.525
42	1	2:01.199	36.676	31.528	52.995	259.6	2:09:00.422	16	2	8:32.141	7:05.237	32.036	54.868	254.1	1:15:38.666
43	1	1:59.562	35.739	31.200	52.623	260.2	2:10:59.984	17	2	2:01.181	36.325	31.414	53.442	257.8	1:17:39.847
								18	2	2:00.564	36.161	31.380	53.023	257.8	1:19:40.411
								19	2	2:58.798B	35.958	31.446	1:51.394	256.5	1:22:39.209



FIA WEC

THE PROLOGUE - PAUL RICARD

Saturday Morning Session

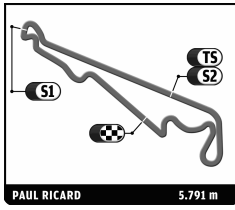
Sector Analysis

■ Personal Best
 ■ Session Best
 ■ Crossing the finish line in pit lane

Lap	D	Time	Sector 1	Sector 2	Sector 3	T. Spd	Elapsed	Lap	D	Time	Sector 1	Sector 2	Sector 3	T. Spd	Elapsed
20	2	24:54.393	...	32.562	54.038	252.3	1:47:33.602	25	1	2:01.835	36.231	31.494	54.110	262.1	2:43:50.167
21	2	2:01.335	36.330	31.797	53.208	254.7	1:49:34.937	26	1	2:02.857	37.458	31.592	53.807	254.7	2:45:53.024
22	2	2:01.513	36.182	31.747	53.584	250.6	1:51:36.450	27	1	2:12.260 B	36.513	31.353	1:04.394	259.6	2:48:05.284
23	2	2:03.201	36.441	33.450	53.310	247.1	1:53:39.651								
24	2	2:01.537	36.585	31.725	53.227	256.5	1:55:41.188								
25	2	2:10.277 B	35.792	31.490	1:02.995	256.5	1:57:51.465								
26	2	12:44.727	...	32.277	54.366	252.3	2:10:36.192								
27	2	2:02.184	36.493	31.803	53.888	255.3	2:12:38.376								
28	2	2:01.178	36.216	31.566	53.396	255.3	2:14:39.554								
29	2	2:00.953	35.960	31.606	53.387	255.3	2:16:40.507								
30	2	2:00.728	35.945	31.599	53.184	257.1	2:18:41.235								
31	2	2:01.132	35.922	31.625	53.585	254.1	2:20:42.367								
32	2	2:10.034 B	35.923	31.721	1:02.390	255.9	2:22:52.401								
33	1	24:50.932	...	38.191	1:00.095	227.4	2:47:43.333								
34	1	2:03.316	37.032	31.779	54.505	255.9	2:49:46.649								
35	1	2:02.834	36.726	31.625	54.483	255.3	2:51:49.483								
36	1	2:02.342	36.458	31.532	54.352	257.8	2:53:51.825								
37	1	2:02.542	36.476	31.527	54.539	257.8	2:55:54.367								
38	1	2:02.396	36.529	31.494	54.373	257.1	2:57:56.763								
39	1	2:02.532	36.613	31.515	54.404	255.3	2:59:59.295								
40	1	2:02.662	36.402	31.650	54.610	257.1	3:02:01.957								
41	1	3:24.711 B	37.475	32.178	2:15.058	254.7	3:05:26.668								
42	2	25:40.542	...	33.839	56.898	244.3	3:31:07.210								
43	2	2:05.019	36.565	33.426	55.028	249.4	3:33:12.229								
44	2	2:03.960	38.766	31.827	53.367	254.7	3:35:16.189								
45	2	2:00.577	35.877	31.413	53.287	252.9	3:37:16.766								
46	2	2:02.448	36.691	32.332	53.425	254.7	3:39:19.214								
47	2	2:00.910	35.932	31.539	53.439	252.9	3:41:20.124								
48	2	2:00.820	35.985	31.602	53.233	254.7	3:43:20.944								
49	2	2:09.450 B	36.048	31.675	1:01.727	254.1	3:45:30.394								

99	Aston Martin Racing	Aston Martin Vantage V8			
	1. Alex MACDOWALL	3. Fernando REES			
	2. Darryl O'YOUNG	LMGTE Pro			

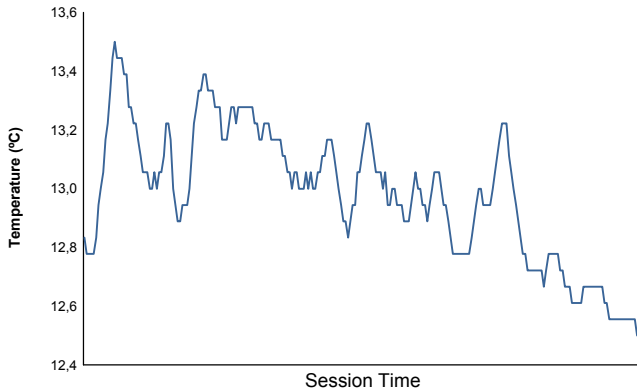
1	1	1:00:52.124	...	32.917	56.715	251.7	1:00:52.124
2	1	2:08.993	38.066	32.142	58.785	254.7	1:03:01.117
3	1	2:04.656	37.285	32.059	55.312	255.9	1:05:05.773
4	1	2:07.367	38.728	32.009	56.630	256.5	1:07:13.140
5	1	2:04.720	37.213	31.860	55.647	255.3	1:09:17.860
6	1	2:04.167	36.980	31.685	55.502	257.8	1:11:22.027
7	1	2:05.204	37.901	31.816	55.487	254.7	1:13:27.231
8	1	2:05.739	37.727	32.889	55.123	255.3	1:15:32.970
9	1	2:03.001	36.727	31.517	54.757	256.5	1:17:35.971
10	1	2:04.331	36.977	31.854	55.500	255.3	1:19:40.302
11	1	2:05.508	37.776	31.631	56.101	255.3	1:21:45.810
12	1	2:53.374 B	37.469	31.796	1:44.109	257.8	1:24:39.184
13	1	9:23.207	7:54.135	32.847	56.225	251.7	1:34:02.391
14	1	2:04.431	36.872	32.456	55.103	257.1	1:36:06.822
15	1	2:01.520	36.317	31.320	53.883	259.6	1:38:08.342
16	1	2:02.176	36.960	31.318	53.898	257.1	1:40:10.518
17	1	2:01.307	36.104	31.428	53.775	255.9	1:42:11.825
18	1	2:00.822	35.997	31.405	53.420	257.1	1:44:12.647
19	1	2:14.224 B	37.103	32.142	1:04.979	258.4	1:46:26.871
20	1	47:11.401	...	33.457	58.490	248.8	2:33:38.272
21	1	2:03.737	37.018	32.107	54.612	254.1	2:35:42.009
22	1	2:02.445	37.095	31.528	53.822	258.4	2:37:44.454
23	1	2:01.922	36.408	31.525	53.989	255.3	2:39:46.376
24	1	2:01.956	36.171	31.370	54.415	257.8	2:41:48.332



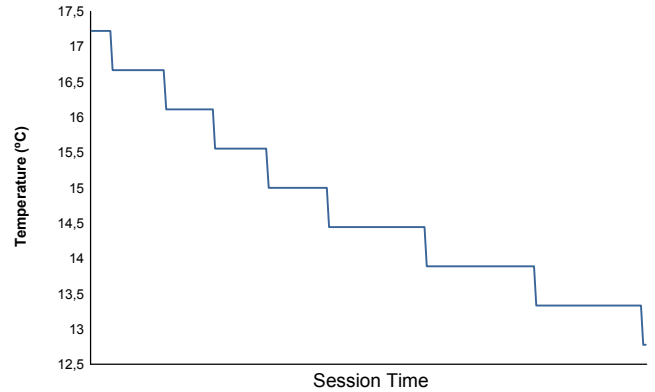
Computerised results and timing service

THE PROLOGUE - PAUL RICARD
FIA WEC
Friday Afternoon Session
Weather Report

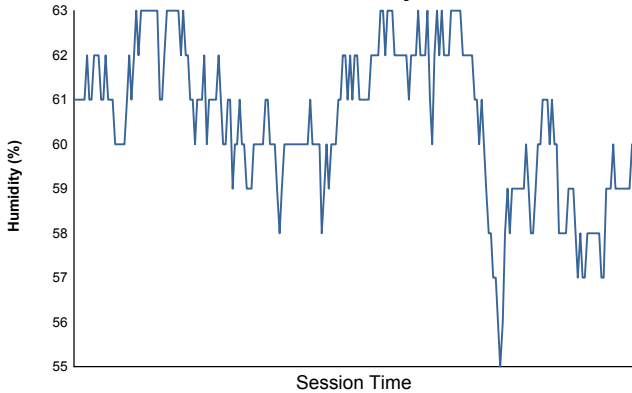
Air Temperature



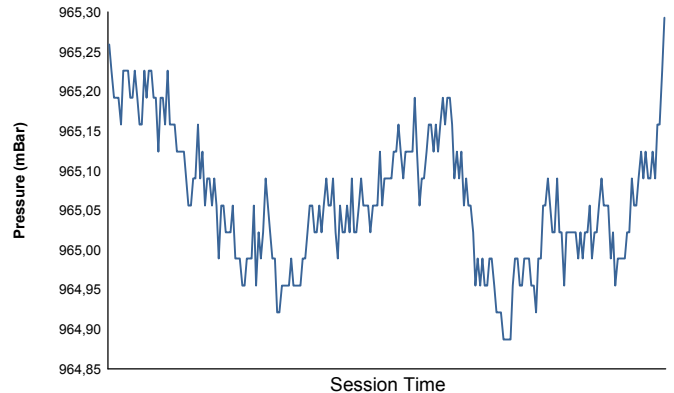
Track Temperature



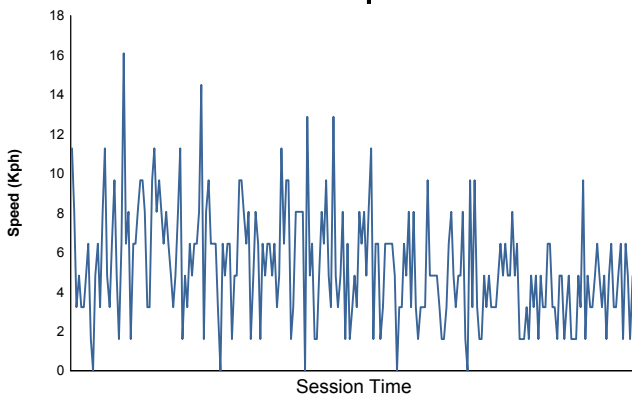
Humidity



Pressure

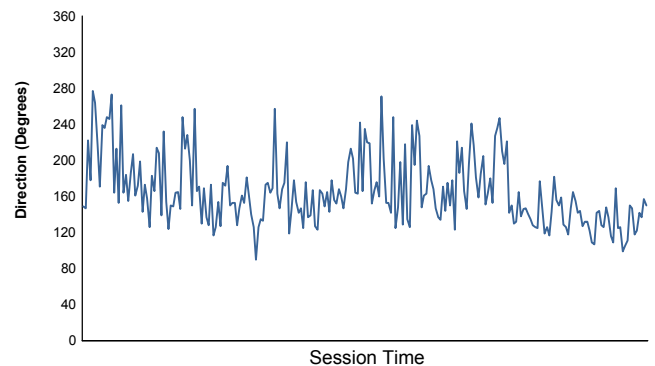


Wind Speed



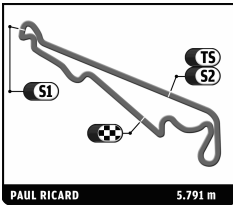
Wind direction

North = 0°/360° Est = 90° South = 180° West = 270°



Track Status:

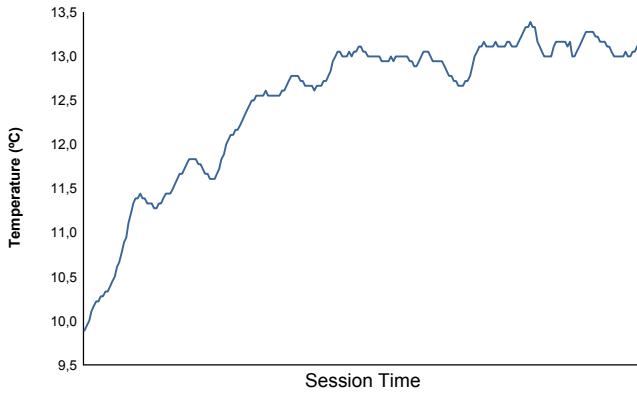
DRY



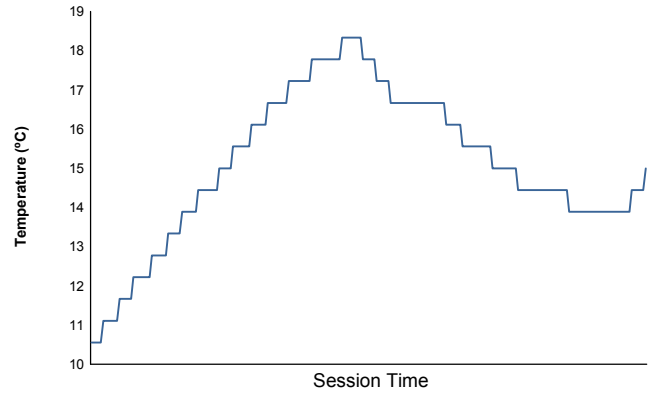
Computerised results and timing service

THE PROLOGUE - PAUL RICARD
FIA WEC
Friday Morning Session
Weather Report

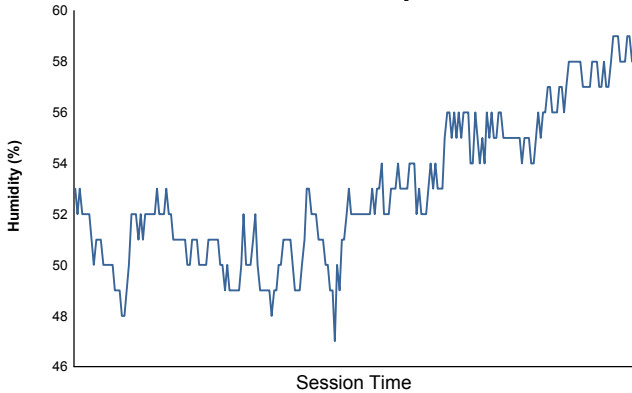
Air Temperature



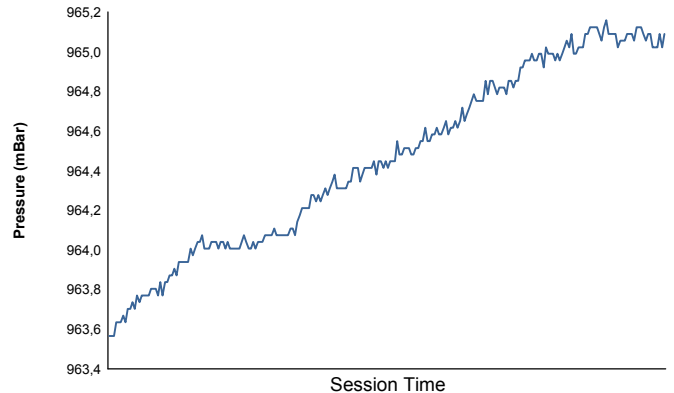
Track Temperature



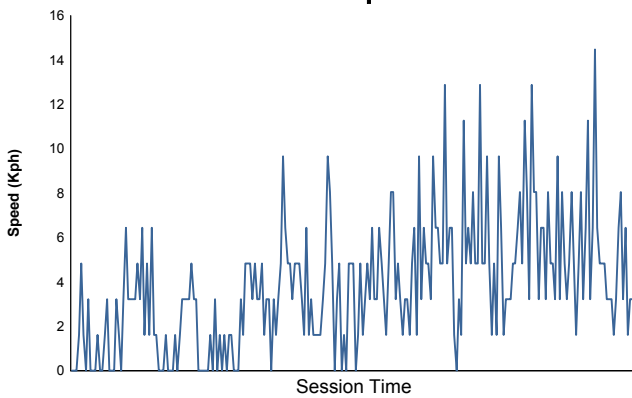
Humidity



Pressure

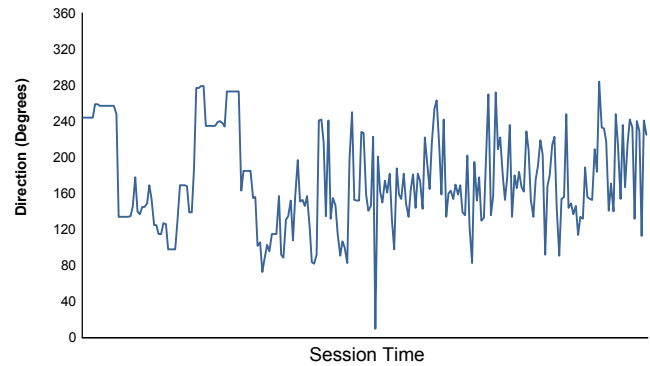


Wind Speed



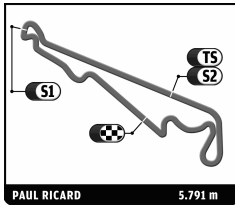
Wind direction

North = 0°/360° Est = 90° South = 180° West = 270°



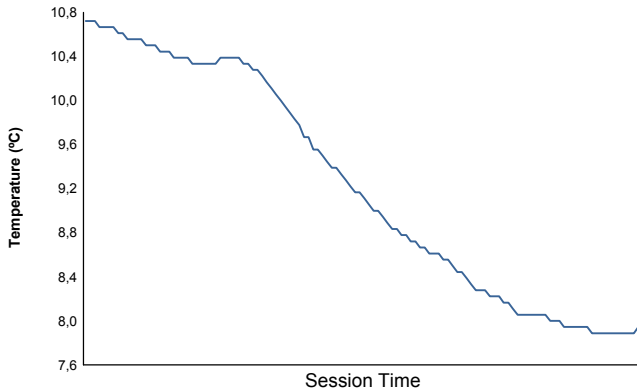
Track Status:

DRY

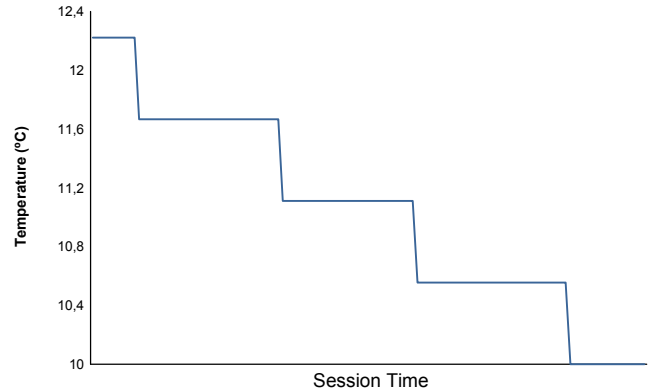


Computerised results and timing service
THE PROLOGUE - PAUL RICARD
FIA WEC
Friday Night Session
Weather Report

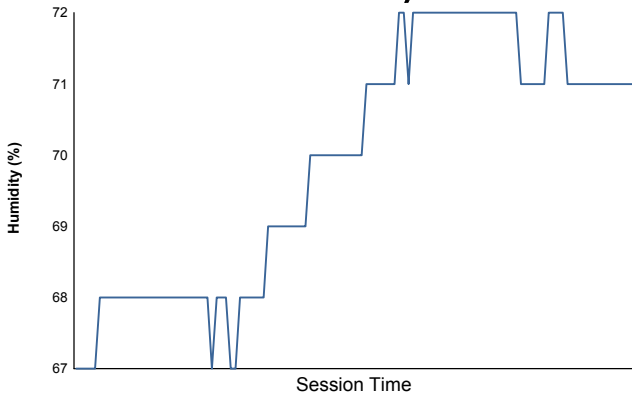
Air Temperature



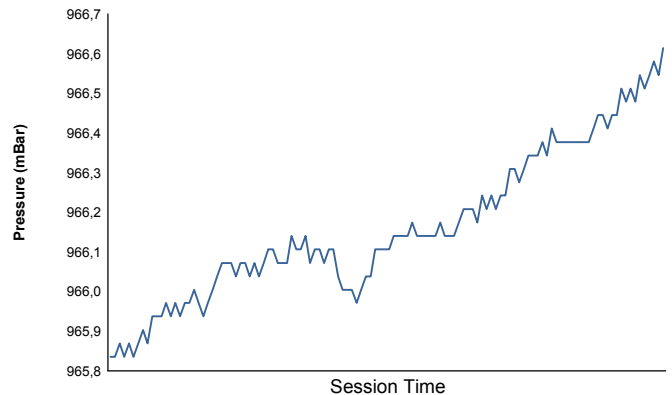
Track Temperature



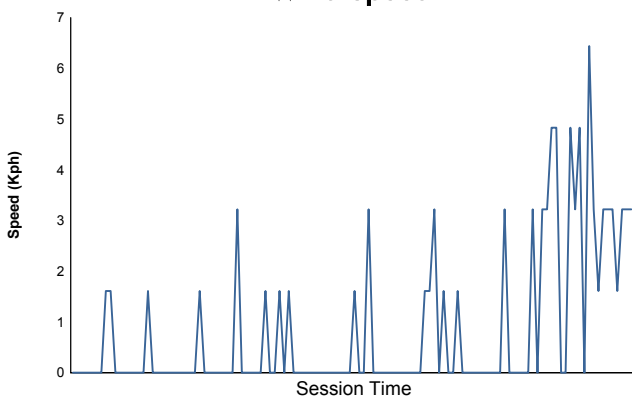
Humidity



Pressure

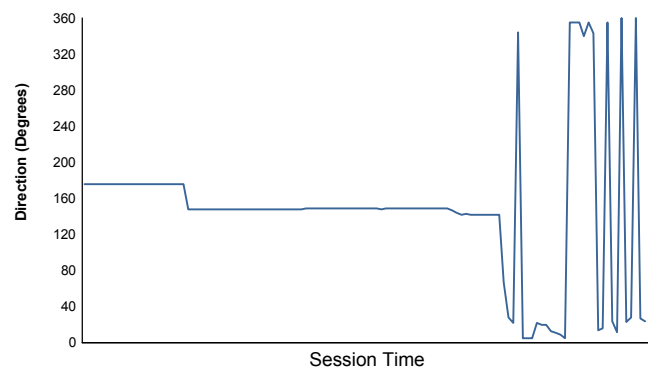


Wind Speed



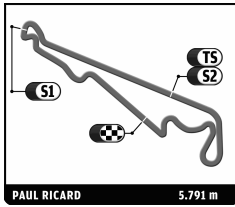
Wind direction

North = 0°/360° Est = 90° South = 180° West = 270°

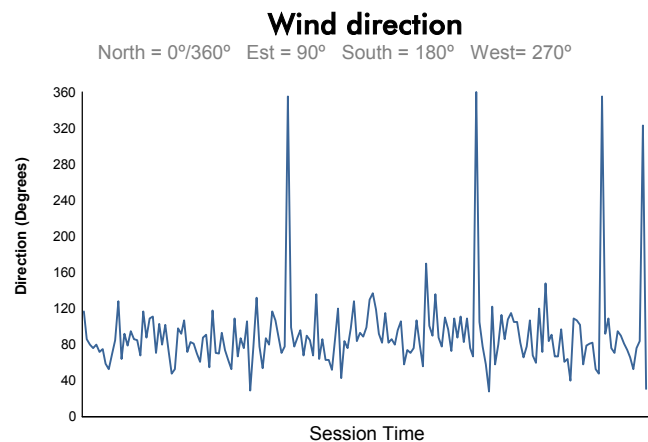
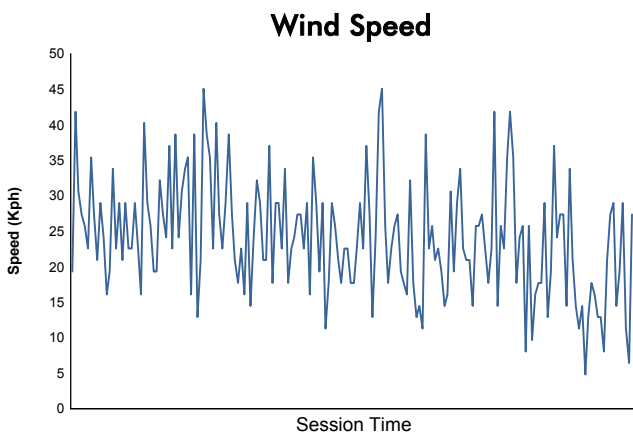
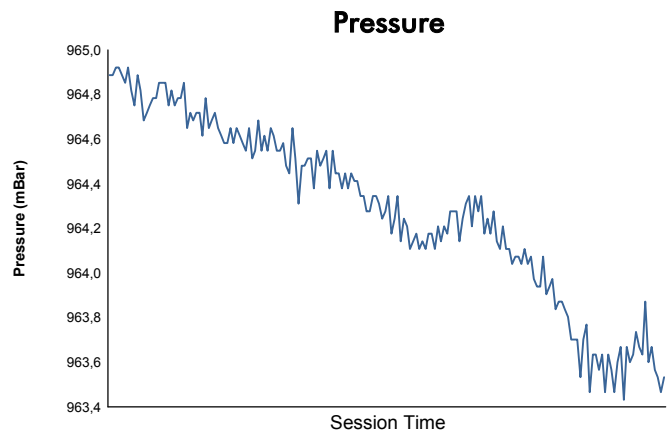
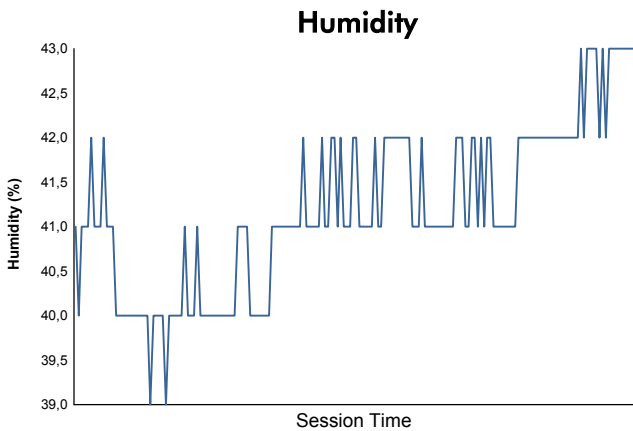
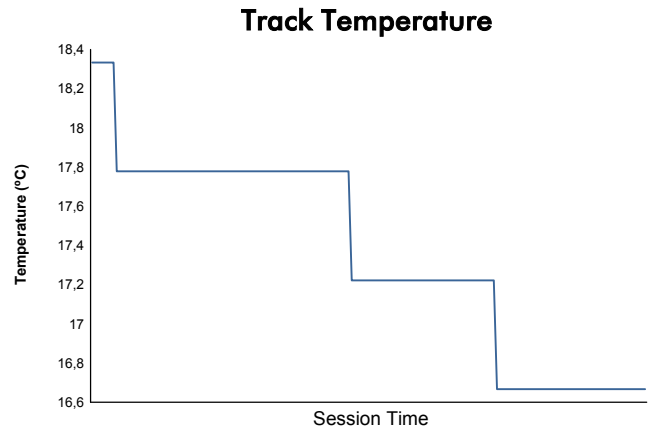
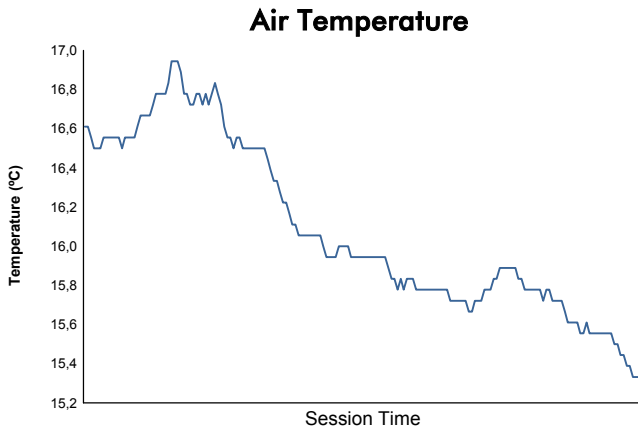


Track Status:

DRY

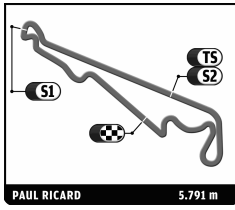


Computerised results and timing service
THE PROLOGUE - PAUL RICARD
FIA WEC
Saturday Afternoon Session
Weather Report



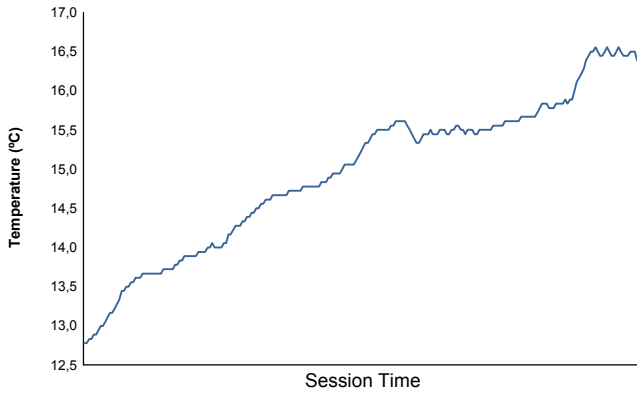
Track Status:

DRY

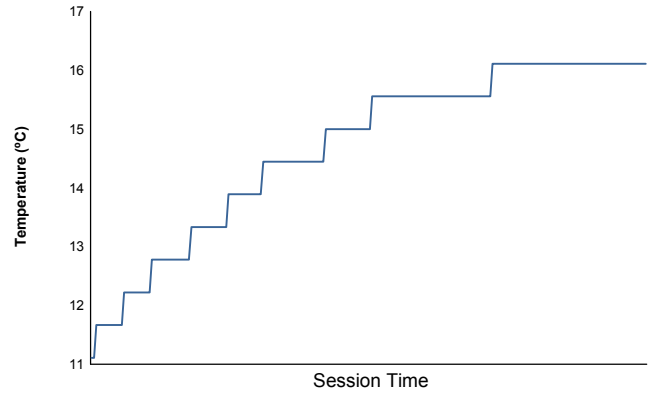


Computerised results and timing service
THE PROLOGUE - PAUL RICARD
FIA WEC
Saturday Morning Session
Weather Report

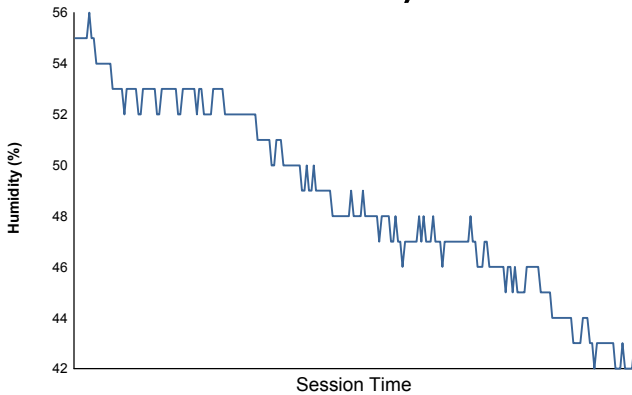
Air Temperature



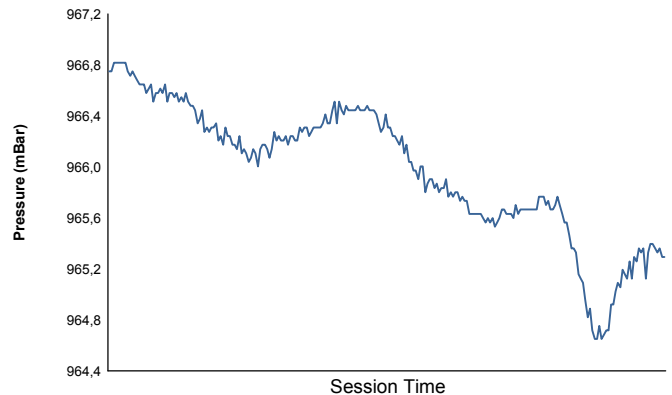
Track Temperature



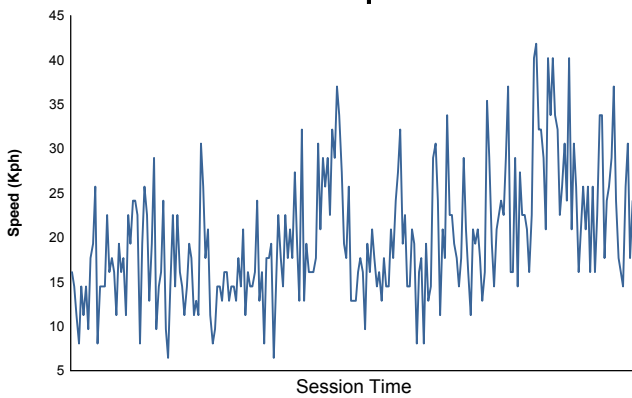
Humidity



Pressure

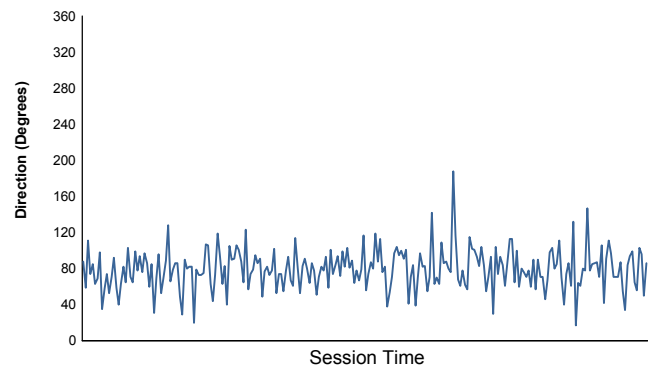


Wind Speed



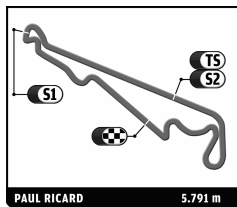
Wind direction

North = 0°/360° Est = 90° South = 180° West = 270°



Track Status:

DRY



THE PROLOGUE - PAUL RICARD

FIA WEC

Overall

Classification

Nr.	Drivers	Team	Time	Gap	Session
1	20 Timo BERNHARD / Mark WEBBER / Brandon HARTLEY	Porsche Team	LMP1 - H	1:41.289	Friday Night Session
2	2 Marcel FASSLER / André LOTTERER / Benoît TRÉLUIER	Audi Sport Team Joest	LMP1 - H	1:42.073	0.784 0.784 Friday Afternoon Session
3	14 Romain DUMAS / Neel JANI / Marc LIEB	Porsche Team	LMP1 - H	1:42.126	0.837 0.053 Friday Afternoon Session
4	7 Alexander WURZ / Stéphane SARAZIN / Kazuki NAKAJIMA	Toyota Racing	LMP1 - H	1:42.356	1.067 0.230 Friday Afternoon Session
5	1 Lucas DI GRASSI / Loïc DUVAL / Tom KRISTENSEN	Audi Sport Team Joest	LMP1 - H	1:42.407	1.118 0.051 Friday Afternoon Session
6	8 Anthony DAVIDSON / Nicolas LAPIERRE / Sébastien BUEMI	Toyota Racing	LMP1 - H	1:43.615	2.326 1.208 Saturday Afternoon Session
7	12 Nicolas FROST / Nick HEIDFELD / Mathias BECHE	Rebellion Racing	LMP1 - L	1:44.806	3.517 1.191 Friday Afternoon Session
8	13 Dominik KRAHAMER / Andrea BELUCCHI / Fabio LEIMER	Rebellion Racing	LMP1 - L	1:46.915	5.626 2.109 Friday Afternoon Session
9	23 Shinji NAKANO	Millennium Racing	LMP2	1:48.970	7.681 2.055 Friday Afternoon Session
10	26 Roman RUSINOV / Olivier PLA / Julien CANAL	G-Drive Racing	LMP2	1:49.084	7.795 0.114 Friday Afternoon Session
11	22 Fabien GIROIX / John MARTIN	Millennium Racing	LMP2	1:49.284	7.995 0.200 Friday Morning Session
12	47 Matthew HOWSON / Richard BRADLEY / Tsugio MATSUDA	KCMG	LMP2	1:49.722	8.433 0.438 Friday Afternoon Session
13	27 Sergey ZLOBIN / Nicolas MINASSIAN / Maurizio MEDIANI	SMP Racing	LMP2	1:49.796	8.507 0.074 Friday Afternoon Session
14	37 Kirill LADYGIN / Viktor SHATAR / Anton LADYGIN	SMP Racing	LMP2	1:50.321	9.032 0.525 Friday Afternoon Session
15	92 Marco HOLZER / Frédéric MAKOWIECKI / Richard LIETZ	Porsche Team Manthey	LMGTE Pro	1:58.041	16.752 7.720 Friday Afternoon Session
16	71 Davide RIGON / Giannaria BRUNI / James CALADO	AF Corse	LMGTE Pro	1:58.277	16.988 0.236 Friday Afternoon Session
17	90 Vicenzo POTOLICCHIO / Gianluca RODA / Paolo RUBERTI	8 Star Motorsports	LMGTE Am	1:58.507	17.218 0.230 Friday Afternoon Session
18	81 Stephen WYATT / Michele RUGOLO / Sam BIRD	AF Corse	LMGTE Am	1:58.545	17.256 0.038 Friday Afternoon Session
19	75 François PERRODO / Emmanuel COLLARD / Mathieu VAYNIBÉ	Prospeed Competition	LMGTE Am	1:58.641	17.352 0.096 Saturday Morning Session
20	88 Christian REED / Klaus BACHLER / Khaled AL QUBAISI	Proton Competition	LMGTE Am	1:58.662	17.373 0.021 Friday Night Session
21	52 Matt GRIFFIN / Alvaro PARENTE / James ROSSITER	RAM Racing	LMGTE Pro	1:58.668	17.379 0.006 Friday Morning Session
22	61 Luis PEREZ COMPANC / Marco CIOCI / Mirko VENTURINI	AF Corse	LMGTE Am	1:58.970	17.681 0.302 Friday Morning Session
23	99 Alex MACDOWALL / Darryl O'YOUNG / Fernando REES	Aston Martin Racing	LMGTE Pro	1:59.076	17.787 0.106 Friday Afternoon Session
24	53 Johnny MOWLEM / Mark PATTERSON / Ben COLLINS	RAM Racing	LMGTE Am	1:59.138	17.849 0.062 Friday Morning Session
25	95 Kristian POULSEN / Nikki THIMM	Aston Martin Racing	LMGTE Am	1:59.457	18.168 0.319 Friday Afternoon Session

Race Director:

Timekeeper: