

EUROPEAN LE MANS SERIES

4 HOURS OF IMOLA

Free Practice 2

Classification

Nr.	Team	Drivers	Car	Cl	Ty	Time	Lap	Total	Gap	Kph		
1	36	Signatech Alpine	P. CHATIN / N. PANCIATICI / O. WEBB	Alpine A450 - Nissan	LMP2	D	1:35.318	42	44	-	-	185.4
2	38	Jota Sport	S. DOLAN / H. TINCKNELL / F. ALBUQUERQUE	Zytek Z115N - Nissan	LMP2	D	1:35.413	43	44	+0.095	+0.095	185.2
3	48	Murphy Prototypes	R. GONZALEZ / K. CHANDHOK / N. BERTHON	Oreca 03 - Nissan	LMP2	D	1:35.531	34	42	+0.213	+0.118	185.0
4	43	Newblood by Morand Racing	C. KUJEN / G. HIRSCH / R. BRANDELA	Morgan - Judd	LMP2	D	1:35.676	7	41	+0.358	+0.145	184.7
5	46	Thiriet by TDS Racing	P. THIRIET / L. BADEY / T. GOMMENDY	Morgan - Nissan	LMP2	D	1:35.827	31	41	+0.509	+0.151	184.4
6	34	Race Performance	M. FREY / F. MAILLEUX	Oreca 03 - Judd	LMP2	D	1:36.177	29	38	+0.859	+0.350	183.7
7	24	Sebastien Loeb Racing	V. CAPILLAIRE / J. CHAROUZ	Oreca 03 - Nissan	LMP2	M	1:36.689	39	40	+1.371	+0.512	182.8
8	41	Greaves Motorsport	T. KIMBER-SMITH / M. MCMURRY	Zytek Z115N - Nissan	LMP2	D	1:37.240	15	38	+1.922	+0.551	181.7
9	29	Pegasus Racing	J. SCHELL / N. LEUTWILER / J. COLEMAN	Morgan - Nissan	LMP2	D	1:38.277	24	38	+2.959	+1.037	179.8
10	72	SMP Racing	A. BERTOLINI / V. SHAITAR / S. ZLOBIN	Ferrari F458 Italia	LMGTE	M	1:40.620	37	40	+5.302	+2.343	175.6
11	80	Kessel Racing	M. BRONISZEWSKI / G. PICCINI	Ferrari F458 Italia	LMGTE	M	1:40.848	32	36	+5.530	+0.228	175.2
12	65	AF Corse	P. MANN / L. CASÉ / R. GIAMMARIA	Ferrari F458 Italia	LMGTE	M	1:40.966	35	40	+5.648	+0.118	175.0
13	66	JMW Motorsport	D. MCKENZIE / G. RICHARDSON / D. ZAMPIERI	Ferrari F458 Italia	LMGTE	D	1:41.132	29	39	+5.814	+0.166	174.7
14	56	AT Racing	A. TALKANITSA JR / A. TALKANITSA / P. KAFFER	Ferrari F458 Italia	LMGTE	M	1:41.414	36	37	+6.096	+0.282	174.3
15	54	AF Corse	P. PERAZZINI / M. CIOCI / M. LYONS	Ferrari F458 Italia	LMGTE	M	1:41.453	32	34	+6.135	+0.039	174.2
16	81	Kessel Racing	T. KEMENATER / M. CRESSONI	Ferrari F458 Italia	LMGTE	M	1:41.717	26	38	+6.399	+0.264	173.7
17	55	AF Corse	D. CAMERON / M. GRIFFIN / M. VENTURI	Ferrari F458 Italia	LMGTE	M	1:41.804	37	37	+6.486	+0.087	173.6
18	76	IMSA Performance Matmut	R. NARAC / N. ARMINDO / D. HALLYDAY	Porsche 911 GT3 RSR	LMGTE	M	1:42.154	35	40	+6.836	+0.350	173.0
19	86	Gulf Racing UK	M. WAINWRIGHT / A. CARROLL / B. BARKER	Porsche 911 GT3 RSR	LMGTE	M	1:42.248	30	37	+6.930	+0.094	172.8
20	58	Team Sofrev-ASP	F. BARTHEZ / A. PONS / S. AYARI	Ferrari F458 Italia	LMGTE	M	1:42.646	33	34	+7.328	+0.398	172.2
21	85	Gulf Racing UK	R. GOETHE / S. HALL / D. BROWN	Aston Martin Vantage V8	LMGTE	M	1:42.709	17	21	+7.391	+0.063	172.1
22	71	SMP Racing	K. LADYGIN / A. BASOV / L. PERSIANI	Ferrari F458 Italia GT3	GTC	M	1:42.791	29	30	+7.473	+0.082	171.9
23	67	IMSA Performance Matmut	E. MARIS / J. MERLIN / E. HELARY	Porsche 911 GT3 RSR	LMGTE	M	1:42.872	15	41	+7.554	+0.081	171.8
24	57	SMP Racing	B. ROTENBERG / M. SALO / M. MEDIANI	Ferrari F458 Italia GT3	GTC	M	1:42.940	35	35	+7.622	+0.068	171.7
25	93	Pro GT by Almeras	F. PERERA / L. LASERRE / E. DERMONT	Porsche 997 GT3R	GTC	M	1:43.277	5	27	+7.959	+0.337	171.1
26	94	AF Corse	T. FLOHR / F. CASTELLACCI	Ferrari F458 Italia GT3	GTC	M	1:43.377	32	33	+8.059	+0.100	171.0
27	95	AF Corse	A. DE LEENER / C. SBIRRAZZUOLI	Ferrari F458 Italia GT3	GTC	M	1:43.498	41	41	+8.180	+0.121	170.8
28	82	Crubile Sport	F. FERRODO / S. CRUBILÉ / E. COLLARD	Porsche 997 GT3 RSR	LMGTE	M	1:43.620	5	18	+8.302	+0.122	170.6
29	59	Team Sofrev-ASP	C. BOURRET / P. GIBON / J. BELLOC	Ferrari F458 Italia GT3	GTC	M	1:43.847	4	35	+8.529	+0.227	170.2
30	75	Prospeed Competition	P. VAN SPLUNTEREN / G. VANNELET / M. SOULET	Porsche GT3 R	GTC	M	1:43.957	29	39	+8.639	+0.110	170.0
31	60	Formula Racing	J. LAURSEN / M. MAC / A. PICCINI	Ferrari F458 Italia GT3	GTC	M	1:44.018	6	39	+8.700	+0.061	169.9
32	73	SMP Racing	O. BERETTA / D. MARKOZOV / A. LADYGIN	Ferrari F458 Italia GT3	GTC	M	1:44.094	26	41	+8.776	+0.076	169.8
33	98	ART Grand Prix	K. KORJUS / G. DEMOUSTIER / Y. GOUDY	McLaren MP4 12C GT3	GTC	M	1:44.457	8	37	+9.139	+0.363	169.2
34	99	ART Grand Prix	R. GONZALEZ / K. AJLANI / A. BRUNDLE	McLaren MP4 12C GT3	GTC	M	1:44.640	6	29	+9.322	+0.183	168.9
35	63	AF Corse	M. RASMUSSEN / I. MELNIKOVA	Ferrari F458 Italia GT3	GTC	M	1:44.788	26	33	+9.470	+0.148	168.6
36	62	AF Corse	Y. MALLEGOL / H. BLANK / J. BACHELIER	Ferrari F458 Italia GT3	GTC	M	1:45.364	34	35	+10.046	+0.576	167.7
37	78	Team Russia by Barwell	L. MACHITSKI / T. SARDAROV / J. COCKER	BMW Z4 GT3	GTC	M	1:47.017	4	32	+11.699	+1.653	165.1

Fastest Lap Lap 42 Nelson PANCIATICI **1:35.318** 185.4 Kph

Published at:

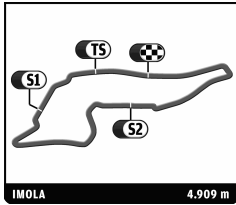
Track Temp: **32,78 °C**

Air Temp: **22,06 °C**

Track Status:

DRY

Race Director:	Timekeeper:
----------------	-------------



EUROPEAN LE MANS SERIES

4 HOURS OF IMOLA

Free Practice 2

Classification by Class

Nr.	Team	Drivers	Car	Ty	Time	Lap	Total	Gap	Kph
LMP2									
1	36 Signatech Alpine	P. CHATIN / N. PANCIATICI / O. WEBB	Alpine A450 - Nissan	D	1:35.318	42	44		185.4
2	38 Jota Sport	S. DOLAN / H. TINCKNELL / F. ALBUQUERQUE	Zytek Z11SN - Nissan	D	1:35.413	43	44	+0.095	+0.095 185.2
3	48 Murphy Prototypes	R. GONZALEZ / K. CHANDHOK / N. BERTHON	Oreca 03 - Nissan	D	1:35.531	34	42	+0.213	+0.118 185.0
4	43 Newblood by Morand Racing	C. KLIEN / G. HIRSCH / R. BRANDELA	Morgan - Judd	D	1:35.676	7	41	+0.358	+0.145 184.7
5	46 Thiriet by TDS Racing	P. THIRIET / L. BADEY / T. GOMMENDY	Morgan - Nissan	D	1:35.827	31	41	+0.509	+0.151 184.4
6	34 Race Performance	M. FREY / F. MAILLEUX	Oreca 03 - Judd	D	1:36.177	29	38	+0.859	+0.350 183.7
7	24 Sebastien Loeb Racing	V. CAPILLAIRE / J. CHAROUZ	Oreca 03 - Nissan	M	1:36.689	39	40	+1.371	+0.512 182.8
8	41 Greaves Motorsport	T. KIMBER-SMITH / M. MCMURRY	Zytek Z11SN - Nissan	D	1:37.240	15	38	+1.922	+0.551 181.7
9	29 Pegasus Racing	J. SCHELL / N. LEUTWILER / J. COLEMAN	Morgan - Nissan	D	1:38.277	24	38	+2.959	+1.037 179.8
LMGTE									
1	72 SMP Racing	A. BERTOLINI / V. SHAITAR / S. ZLOBIN	Ferrari F458 Italia	M	1:40.620	37	40		175.6
2	80 Kessel Racing	M. BRONISZEWSKI / G. PICCINI	Ferrari F458 Italia	M	1:40.848	32	36	+0.228	+0.228 175.2
3	65 AF Corse	P. MANN / L. CASÉ / R. GIAMMARIA	Ferrari F458 Italia	M	1:40.966	35	40	+0.346	+0.118 175.0
4	66 JMW Motorsport	D. MCKENZIE / G. RICHARDSON / D. ZAMPIERI	Ferrari F458 Italia	D	1:41.132	29	39	+0.512	+0.166 174.7
5	56 AT Racing	A. TALKANITSA JR. / A. TALKANITSA / P. KAFFER	Ferrari F458 Italia	M	1:41.414	36	37	+0.794	+0.282 174.3
6	54 AF Corse	P. PERAZZINI / M. CIOCI / M. LYONS	Ferrari F458 Italia	M	1:41.453	32	34	+0.833	+0.039 174.2
7	81 Kessel Racing	T. KEMENATER / M. CRESSONI	Ferrari F458 Italia	M	1:41.717	26	38	+1.097	+0.264 173.7
8	55 AF Corse	D. CAMERON / M. GRIFFIN / M. VENTURI	Ferrari F458 Italia	M	1:41.804	37	37	+1.184	+0.087 173.6
9	76 IMSA Performance Matmut	R. NARAC / N. ARMINDO / D. HALLYDAY	Porsche 911 GT3 RSR	M	1:42.154	35	40	+1.534	+0.350 173.0
10	86 Gulf Racing UK	M. WAINWRIGHT / A. CARROLL / B. BARKER	Porsche 911 GT3 RSR	M	1:42.248	30	37	+1.628	+0.094 172.8
11	58 Team Sofrev-ASP	F. BARTHEZ / A. PONS / S. AYARI	Ferrari F458 Italia	M	1:42.646	33	34	+2.026	+0.398 172.2
12	85 Gulf Racing UK	R. GOETHE / S. HALL / D. BROWN	Aston Martin Vantage V8	M	1:42.709	17	21	+2.089	+0.063 172.1
13	67 IMSA Performance Matmut	E. MARIS / J. MERLIN / E. HELARY	Porsche 911 GT3 RSR	M	1:42.878	15	41	+2.252	+0.163 171.8
14	82 Crubile Sport	F. FERRODO / S. CRUBILÉ / E. COLLARD	Porsche 997 GT3 RSR	M	1:43.620	5	18	+3.000	+0.748 170.6
GTC									
1	71 SMP Racing	K. LADYGIN / A. BASOV / L. PERSIANI	Ferrari F458 Italia GT3	M	1:42.791	29	30		171.9
2	57 SMP Racing	B. ROTENBERG / M. SALO / M. MEDIANI	Ferrari F458 Italia GT3	M	1:42.940	35	35	+0.149	+0.149 171.7
3	93 Pro GT by Almeras	F. PERERA / L. LASERRE / E. DERMONT	Porsche 997 GT3R	M	1:43.277	5	27	+0.486	+0.337 171.1
4	94 AF Corse	T. FLOHR / F. CASTELLACCI	Ferrari F458 Italia GT3	M	1:43.377	32	33	+0.586	+0.100 171.0
5	95 AF Corse	A. DE LEENER / C. SBIRRAZZUOLI	Ferrari F458 Italia GT3	M	1:43.498	41	41	+0.707	+0.121 170.8
6	59 Team Sofrev-ASP	C. BOURRET / P. GIBON / J. BELLOC	Ferrari F458 Italia GT3	M	1:43.847	4	35	+1.056	+0.349 170.2
7	75 Prospeed Competition	P. VAN SPLUNTEREN / G. VANNELET / M. SOULET	Porsche GT3 R	M	1:43.957	29	39	+1.166	+0.110 170.0
8	60 Formula Racing	J. LAURSEN / M. MAC / A. PICCINI	Ferrari F458 Italia GT3	M	1:44.018	6	39	+1.227	+0.061 169.9
9	73 SMP Racing	O. BERETTA / D. MARKOZOV / A. LADYGIN	Ferrari F458 Italia GT3	M	1:44.094	26	41	+1.303	+0.076 169.8
10	98 ART Grand Prix	K. KORJUS / G. DEMOUSTIER / Y. GOUDY	McLaren MP4 12C GT3	M	1:44.457	8	37	+1.666	+0.363 169.2
11	99 ART Grand Prix	R. GONZALEZ / K. AJLANI / A. BRUNDLE	McLaren MP4 12C GT3	M	1:44.640	6	29	+1.849	+0.183 168.9
12	63 AF Corse	M. RASMUSSEN / I. MELNIKOV	Ferrari F458 Italia GT3	M	1:44.788	26	33	+1.997	+0.148 168.6
13	62 AF Corse	Y. MALLEGOL / H. BLANK / J. BACHELIER	Ferrari F458 Italia GT3	M	1:45.364	34	35	+2.573	+0.576 167.7
14	78 Team Russia by Barwell	L. MACHITSKI / T. SARDAROV / J. COCKER	BMW Z4 GT3	M	1:47.017	4	32	+4.226	+1.653 165.1

Published at:

Track Temp: **32,78 °C**

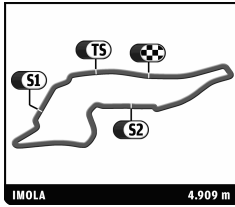
Air Temp: **22,06 °C**

Track Status:

DRY

Race Director:

Timekeeper:



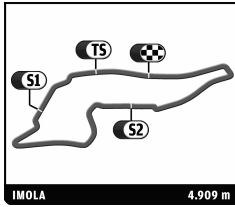
EUROPEAN LE MANS SERIES

4 HOURS OF IMOLA

Free Practice 2

Classification by Driver Fastest Lap

Nr	Team	Car	Class	Driver	Time	Lap	Total	Gap	Kph		
1	36	Signatech Alpine	Alpine A450 - Nissan	LMP2	Nelson PANCATIACI	1:35.318	15	17		185.4	
2	38	Jota Sport	Zytek Z11SN - Nissan	LMP2	Filipe ALBUQUERQUE	1:35.413	14	15	0.095	0.095	185.2
3	48	Murphy Prototypes	Oreca 03 - Nissan	LMP2	Nathanael BERTHON	1:35.531	10	13	0.213	0.118	185.0
4	43	Newblood by Morand Racing	Morgan - Judd	LMP2	Christian KLIEN	1:35.676	7	13	0.358	0.145	184.7
5	46	Thiriet by TDS Racing	Morgan - Nissan	LMP2	Tristan GOMMENDY	1:35.827	23	25	0.509	0.151	184.4
6	34	Race Performance	Oreca 03 - Judd	LMP2	Franck MAILLEUX	1:36.177	20	21	0.859	0.350	183.7
7	24	Sebastien Loeb Racing	Oreca 03 - Nissan	LMP2	Vincent CAPILLAIRE	1:36.689	17	18	1.371	0.512	182.8
8	48	Murphy Prototypes	Oreca 03 - Nissan	LMP2	Rodolfo GONZALEZ	1:36.792	8	14	1.474	0.103	182.6
9	48	Murphy Prototypes	Oreca 03 - Nissan	LMP2	Karun CHANDHOK	1:36.808	12	15	1.490	0.016	182.6
10	38	Jota Sport	Zytek Z11SN - Nissan	LMP2	Harry TINKKNELL	1:36.900	13	14	1.582	0.092	182.4
11	43	Newblood by Morand Racing	Morgan - Judd	LMP2	Gary HIRSCH	1:37.139	12	15	1.821	0.239	181.9
12	24	Sebastien Loeb Racing	Oreca 03 - Nissan	LMP2	Jan CHAROUZ	1:37.200	17	22	1.882	0.061	181.8
13	41	Greaves Motorsport	Zytek Z11SN - Nissan	LMP2	Tom KIMBER-SMITH	1:37.240	15	24	1.922	0.040	181.7
14	46	Thiriet by TDS Racing	Morgan - Nissan	LMP2	Pierre THIRIET	1:37.357	7	8	2.039	0.117	181.5
15	46	Thiriet by TDS Racing	Morgan - Nissan	LMP2	Ludovic BADEY	1:37.504	7	8	2.186	0.147	181.2
16	36	Signatech Alpine	Alpine A450 - Nissan	LMP2	Oliver WEBB	1:37.544	5	13	2.226	0.040	181.2
17	38	Jota Sport	Zytek Z11SN - Nissan	LMP2	Simon DOLAN	1:37.616	12	15	2.298	0.072	181.0
18	36	Signatech Alpine	Alpine A450 - Nissan	LMP2	Paul-Loup CHATIN	1:38.023	8	14	2.705	0.407	180.3
19	29	Pegasus Racing	Morgan - Nissan	LMP2	Julien SCHELL	1:38.277	5	11	2.959	0.254	179.8
20	29	Pegasus Racing	Morgan - Nissan	LMP2	Nicolas LEUTWILER	1:38.606	8	9	3.288	0.329	179.2
21	34	Race Performance	Oreca 03 - Judd	LMP2	Michel FREY	1:38.693	16	17	3.375	0.087	179.1
22	43	Newblood by Morand Racing	Morgan - Judd	LMP2	Romain BRANDELA	1:38.752	12	13	3.434	0.059	179.0
23	29	Pegasus Racing	Morgan - Nissan	LMP2	Jonathan COLEMAN	1:38.952	17	18	3.634	0.200	178.6
24	72	SMP Racing	Ferrari F458 Italia	LMGTE	Andrea BERTOLINI	1:40.620	8	11	5.302	1.668	175.6
25	80	Kessel Racing	Ferrari F458 Italia	LMGTE	Giacomo PICCINI	1:40.848	8	12	5.530	0.228	175.2
26	65	AF Corse	Ferrari F458 Italia	LMGTE	Raffaele GIAMMARRIA	1:40.966	5	10	5.648	0.118	175.0
27	66	JMW Motorsport	Ferrari F458 Italia	LMGTE	Daniel ZAMPIERI	1:41.132	11	12	5.814	0.166	174.7
28	41	Greaves Motorsport	Zytek Z11SN - Nissan	LMP2	Matthew MCMURRY	1:41.153	6	14	5.835	0.021	174.7
29	56	AT Racing	Ferrari F458 Italia	LMGTE	Pierre KAFFER	1:41.414	14	15	6.096	0.261	174.3
30	54	AF Corse	Ferrari F458 Italia	LMGTE	Marco CIOCI	1:41.453	11	13	6.135	0.039	174.2
31	81	Kessel Racing	Ferrari F458 Italia	LMGTE	Matteo CRESSONI	1:41.717	9	14	6.399	0.264	173.7
32	55	AF Corse	Ferrari F458 Italia	LMGTE	Mirko VENTURI	1:41.804	18	18	6.486	0.087	173.6
33	55	AF Corse	Ferrari F458 Italia	LMGTE	Matt GRIFFIN	1:42.112	3	7	6.794	0.308	173.1
34	76	IMSA Performance Matmut	Porsche 911 GT3 RSR	LMGTE	Nicolas ARMINDO	1:42.154	10	15	6.836	0.042	173.0
35	86	Gulf Racing UK	Porsche 911 GT3 RSR	LMGTE	Adam CARROLL	1:42.248	6	13	6.930	0.094	172.8
36	65	AF Corse	Ferrari F458 Italia	LMGTE	Lorenzo CASÉ	1:42.392	15	16	7.074	0.144	172.6
37	58	Team Sofrev-ASP	Ferrari F458 Italia	LMGTE	Soheil AYARI	1:42.646	4	5	7.328	0.254	172.2
38	54	AF Corse	Ferrari F458 Italia	LMGTE	Michael LYONS	1:42.687	10	11	7.369	0.041	172.1
39	85	Gulf Racing UK	Aston Martin Vantage V8	LMGTE	Stuart HALL	1:42.709	17	18	7.391	0.022	172.1
40	72	SMP Racing	Ferrari F458 Italia	LMGTE	Viktor SHAITAR	1:42.743	8	13	7.425	0.034	172.0
41	66	JMW Motorsport	Ferrari F458 Italia	LMGTE	Daniel MCKENZIE	1:42.770	16	17	7.452	0.027	172.0
42	71	SMP Racing	Ferrari F458 Italia GT3	GTC	Kirill LADYGIN	1:42.791	8	9	7.473	0.021	171.9
43	56	AT Racing	Ferrari F458 Italia	LMGTE	Alexander TALKANITSA JR	1:42.815	6	7	7.497	0.024	171.9
44	67	IMSA Performance Matmut	Porsche 911 GT3 RSR	LMGTE	Eric HELARY	1:42.872	15	16	7.554	0.057	171.8
45	57	SMP Racing	Ferrari F458 Italia GT3	GTC	Mika SALO	1:42.940	9	9	7.622	0.068	171.7
46	81	Kessel Racing	Ferrari F458 Italia	LMGTE	Thomas KEMENATER	1:42.983	24	24	7.665	0.043	171.6
47	54	AF Corse	Ferrari F458 Italia	LMGTE	Piergiuseppe PERAZZINI	1:43.067	9	10	7.749	0.084	171.5
48	76	IMSA Performance Matmut	Porsche 911 GT3 RSR	LMGTE	Raymond NARAC	1:43.160	4	12	7.842	0.093	171.3
49	93	Pro GT by Almeras	Porsche 997 GT3R	GTC	Franck PERERA	1:43.277	5	10	7.959	0.117	171.1
50	94	AF Corse	Ferrari F458 Italia GT3	GTC	Francesco CASTELLACCI	1:43.377	13	14	8.059	0.100	171.0
51	95	AF Corse	Ferrari F458 Italia GT3	GTC	Cedric SBIRRAZZUOLI	1:43.498	17	17	8.180	0.121	170.8
52	80	Kessel Racing	Ferrari F458 Italia	LMGTE	Michael BRONISZEWSKI	1:43.522	22	24	8.204	0.024	170.7
53	71	SMP Racing	Ferrari F458 Italia GT3	GTC	Luca PERSIANI	1:43.563	6	7	8.245	0.041	170.6
54	82	Crubile Sport	Porsche 997 GT3 RSR	LMGTE	Emmanuel COLLARD	1:43.620	5	10	8.302	0.057	170.6
55	59	Team Sofrev-ASP	Ferrari F458 Italia GT3	GTC	Jean-Philippe BELLOC	1:43.847	4	14	8.529	0.227	170.2
56	75	Prospeed Competition	Porsche GT3 R	GTC	Maxime SOULET	1:43.957	13	15	8.639	0.110	170.0
57	86	Gulf Racing UK	Porsche 911 GT3 RSR	LMGTE	Ben BARKER	1:43.992	7	11	8.674	0.035	169.9
58	60	Formula Racing	Ferrari F458 Italia GT3	GTC	Mikkel MAC	1:44.018	6	11	8.700	0.026	169.9
59	73	SMP Racing	Ferrari F458 Italia GT3	GTC	David MARKOZOV	1:44.094	13	15	8.776	0.076	169.8
60	72	SMP Racing	Ferrari F458 Italia	LMGTE	Sergey ZLOBIN	1:44.104	14	16	8.786	0.010	169.8
61	60	Formula Racing	Ferrari F458 Italia GT3	GTC	Andrea PICCINI	1:44.113	9	10	8.795	0.009	169.7
62	57	SMP Racing	Ferrari F458 Italia GT3	GTC	Maurizio MEDIANI	1:44.125	10	11	8.807	0.012	169.7
63	73	SMP Racing	Ferrari F458 Italia GT3	GTC	Olivier BERETTA	1:44.144	10	13	8.826	0.019	169.7
64	60	Formula Racing	Ferrari F458 Italia GT3	GTC	Johnny LAURSEN	1:44.274	12	18	8.956	0.130	169.5
65	56	AT Racing	Ferrari F458 Italia	LMGTE	Alexander TALKANITSA	1:44.301	13	15	8.983	0.027	169.4
66	76	IMSA Performance Matmut	Porsche 911 GT3 RSR	LMGTE	David HALLYDAY	1:44.454	9	13	9.136	0.153	169.2
67	98	ART Grand Prix	McLaren MP4 12C GT3	GTC	Yann GOUDY	1:44.457	8	16	9.139	0.003	169.2
68	58	Team Sofrev-ASP	Ferrari F458 Italia	LMGTE	Anthony PONS	1:44.565	8	9	9.247	0.108	169.0



EUROPEAN LE MANS SERIES

4 HOURS OF IMOLA

Free Practice 2

Classification by Driver Fastest Lap

Nr	Team	Car	Class	Driver	Time	Lap	Total	Gap	Kph	
69	99 ART Grand Prix	McLaren MP4 12C GT3	GTC	Alex BRUNDLE	1:44.640	6	10	9.322	0.075	168.9
70	98 ART Grand Prix	McLaren MP4 12C GT3	GTC	Grégoire DEMOUSTIER	1:44.666	9	15	9.348	0.026	168.8
71	63 AF Corse	Ferrari F458 Italia GT3	GTC	Ilya MELNIKOV	1:44.788	14	15	9.470	0.122	168.6
72	73 SMP Racing	Ferrari F458 Italia GT3	GTC	Anton LADYGIN	1:44.801	8	13	9.483	0.013	168.6
73	58 Team Sofrev-ASP	Ferrari F458 Italia	LMGTE	Fabien BARTHEZ	1:45.214	19	20	9.896	0.413	168.0
74	71 SMP Racing	Ferrari F458 Italia GT3	GTC	Aleksey BASOV	1:45.263	12	14	9.945	0.049	167.9
75	95 AF Corse	Ferrari F458 Italia GT3	GTC	Adrien DE LEENER	1:45.275	23	24	9.957	0.012	167.9
76	55 AF Corse	Ferrari F458 Italia	LMGTE	Duncan CAMERON	1:45.317	11	12	9.999	0.042	167.8
77	62 AF Corse	Ferrari F458 Italia GT3	GTC	Yannick MALLEGOL	1:45.364	13	14	10.046	0.047	167.7
78	66 JMW Motorsport	Ferrari F458 Italia	LMGTE	George RICHARDSON	1:45.481	6	10	10.163	0.117	167.5
79	93 Pro GT by Almeras	Porsche 997 GT3R	GTC	Lucas LASERRE	1:45.525	6	10	10.207	0.044	167.5
80	98 ART Grand Prix	McLaren MP4 12C GT3	GTC	Kevin KORJUS	1:45.566	5	6	10.248	0.041	167.4
81	75 Prospeed Competition	Porsche GT3 R	GTC	Gilles VANNELET	1:45.893	12	12	10.575	0.327	166.9
82	99 ART Grand Prix	McLaren MP4 12C GT3	GTC	Karim AJLANI	1:45.938	3	9	10.620	0.045	166.8
83	99 ART Grand Prix	McLaren MP4 12C GT3	GTC	Ricardo GONZALEZ	1:45.945	8	10	10.627	0.007	166.8
84	59 Team Sofrev-ASP	Ferrari F458 Italia GT3	GTC	Christophe BOURRET	1:46.102	3	5	10.784	0.157	166.6
85	75 Prospeed Competition	Porsche GT3 R	GTC	Paul VAN SPLUNTEREN	1:46.221	10	12	10.903	0.119	166.4
86	67 IMSA Performance Matmut	Porsche 911 GT3 RSR	LMGTE	Jean-Marc MERLIN	1:46.424	10	13	11.106	0.203	166.1
87	86 Gulf Racing UK	Porsche 911 GT3 RSR	LMGTE	Michael WAINWRIGHT	1:46.451	11	13	11.133	0.027	166.0
88	94 AF Corse	Ferrari F458 Italia GT3	GTC	Thomas FLOHR	1:46.453	18	19	11.135	0.002	166.0
89	59 Team Sofrev-ASP	Ferrari F458 Italia GT3	GTC	Pascal GIBON	1:46.644	15	16	11.326	0.191	165.7
90	78 Team Russia by Barwell	BMW Z4 GT3	GTC	Jonathan COCKER	1:47.017	3	6	11.699	0.373	165.1
91	63 AF Corse	Ferrari F458 Italia GT3	GTC	Mads RASMUSSEN	1:47.097	16	18	11.779	0.080	165.0
92	82 Crubile Sport	Porsche 997 GT3 RSR	LMGTE	François PERRODO	1:47.268	7	8	11.950	0.171	164.7
93	67 IMSA Performance Matmut	Porsche 911 GT3 RSR	LMGTE	Erik MARIS	1:47.293	11	12	11.975	0.025	164.7
94	62 AF Corse	Ferrari F458 Italia GT3	GTC	Jean-Marc BACHELIER	1:47.701	9	12	12.383	0.408	164.1
95	78 Team Russia by Barwell	BMW Z4 GT3	GTC	Leonid MACHITSKI	1:47.771	12	13	12.453	0.070	164.0
96	93 Pro GT by Almeras	Porsche 997 GT3R	GTC	Eric DERMONT	1:47.950	6	7	12.632	0.179	163.7
97	65 AF Corse	Ferrari F458 Italia	LMGTE	Peter MANN	1:48.299	11	14	12.981	0.349	163.2
98	62 AF Corse	Ferrari F458 Italia GT3	GTC	Howard BLANK	1:48.605	8	9	13.287	0.306	162.7
99	78 Team Russia by Barwell	BMW Z4 GT3	GTC	Timur SARDAROV	1:49.229	11	13	13.911	0.624	161.8
100	85 Gulf Racing UK	Aston Martin Vantage V8	LMGTE	Ronald GOETHE	1:50.716	2	3	15.398	1.487	159.6
101	57 SMP Racing	Ferrari F458 Italia GT3	GTC	Boris ROTENBERG	1:53.733	13	15	18.415	3.017	155.4
82	Crubile Sport	Porsche 997 GT3 RSR	LMGTE	Sébastien CRUBILÉ						
85	Gulf Racing UK	Aston Martin Vantage V8	LMGTE	Daniel BROWN						

Published at:

Track Temp: **32,78 °C**

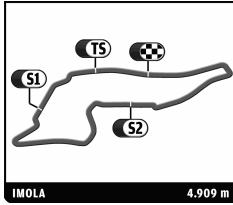
Air Temp: **22,06 °C**

Track Status:

DRY

Race Director:

Timekeeper:



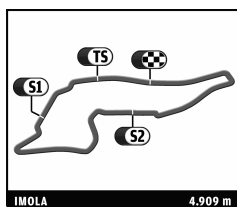
EUROPEAN LE MANS SERIES

4 HOURS OF IMOLA

After Free Practice 2

Classification by Driver Fastest Lap

Nr	Team	Car	Class	Driver	Session 1		Session 2		Time	Gap	Kph	
					Time	Lap	Time	Lap				
1	36	Signatech Alpine	Alpine A450 - Nissan	LMP2	Nelson PANCATIACI	1:36.693	10 / 13	1:35.318	15 / 17	1:35.318		185.4
2	38	Jota Sport	Zytek Z11SN - Nissan	LMP2	Filipe ALBUQUERQUE	1:37.048	14 / 15	1:35.413	14 / 15	1:35.413	0.095	185.2
3	48	Murphy Prototypes	Oreca 03 - Nissan	LMP2	Nathanael BERTHON	1:37.221	10 / 12	1:35.531	10 / 13	1:35.531	0.213	185.0
4	43	Newblood by Morand Racing	Morgan - Judd	LMP2	Christian KLIEN	1:37.565	6 / 11	1:35.676	7 / 13	1:35.676	0.358	184.7
5	46	Thiriet by TDS Racing	Morgan - Nissan	LMP2	Tristan GOMMENDY	- / 4	- / 4	1:35.827	23 / 25	1:35.827	0.509	184.4
6	34	Race Performance	Oreca 03 - Judd	LMP2	Franck MAILLEUX	1:37.790	12 / 13	1:36.177	20 / 21	1:36.177	0.859	183.7
7	48	Murphy Prototypes	Oreca 03 - Nissan	LMP2	Rodolfo GONZALEZ	1:36.337	5 / 25	1:36.792	8 / 14	1:36.337	1.019	183.4
8	24	Sebastien Loeb Racing	Oreca 03 - Nissan	LMP2	Vincent CAPILLAIRE	1:38.346	18 / 20	1:36.689	17 / 18	1:36.689	1.371	182.8
9	38	Jota Sport	Zytek Z11SN - Nissan	LMP2	Harry TINCKNELL	1:36.791	7 / 11	1:36.900	13 / 14	1:36.791	1.473	182.6
10	48	Murphy Prototypes	Oreca 03 - Nissan	LMP2	Karun CHANDHOK	1:38.018	- / -	1:36.808	12 / 15	1:36.808	1.490	182.6
11	46	Thiriet by TDS Racing	Morgan - Nissan	LMP2	Pierre THIRIET	1:36.963	11 / 12	1:37.357	7 / 8	1:36.963	1.645	182.3
12	43	Newblood by Morand Racing	Morgan - Judd	LMP2	Gary HIRSCH	1:38.631	8 / 13	1:37.139	12 / 15	1:37.139	1.821	181.9
13	24	Sebastien Loeb Racing	Oreca 03 - Nissan	LMP2	Jan CHAROUZ	1:38.758	11 / 12	1:37.200	17 / 22	1:37.200	1.882	181.8
14	41	Greaves Motorsport	Zytek Z11SN - Nissan	LMP2	Tom KIMBER-SMITH	1:38.683	7 / 12	1:37.240	15 / 24	1:37.240	1.922	181.7
15	46	Thiriet by TDS Racing	Morgan - Nissan	LMP2	Ludovic BADEY	1:37.566	13 / 22	1:37.504	7 / 8	1:37.504	2.186	181.2
16	36	Signatech Alpine	Alpine A450 - Nissan	LMP2	Oliver WEBB	1:37.758	13 / 15	1:37.544	5 / 13	1:37.544	2.226	181.2
17	38	Jota Sport	Zytek Z11SN - Nissan	LMP2	Simon DOLAN	1:38.344	10 / 12	1:37.616	12 / 15	1:37.616	2.298	181.0
18	29	Pegasus Racing	Morgan - Nissan	LMP2	Julien SCHELL	1:37.638	10 / 11	1:38.277	5 / 11	1:37.638	2.320	181.0
19	36	Signatech Alpine	Alpine A450 - Nissan	LMP2	Paul-Loup CHATIN	1:38.254	9 / 11	1:38.023	8 / 14	1:38.023	2.705	180.3
20	34	Race Performance	Oreca 03 - Judd	LMP2	Michel FREY	1:38.360	10 / 20	1:38.693	16 / 17	1:38.360	3.042	179.7
21	29	Pegasus Racing	Morgan - Nissan	LMP2	Nicolas LEUTWILER	1:39.174	11 / 14	1:38.606	8 / 9	1:38.606	3.288	179.2
22	43	Newblood by Morand Racing	Morgan - Judd	LMP2	Romain BRANDELA	1:39.531	8 / 9	1:38.752	12 / 13	1:38.752	3.434	179.0
23	29	Pegasus Racing	Morgan - Nissan	LMP2	Jonathan COLEMAN	1:39.937	11 / 13	1:38.952	17 / 18	1:38.952	3.634	178.6
24	72	SMP Racing	Ferrari F458 Italia	LMGTE	Andrea BERTOLINI	1:41.649	17 / 18	1:40.620	8 / 11	1:40.620	5.302	175.6
25	80	Kessel Racing	Ferrari F458 Italia	LMGTE	Giacomo PICCINI	1:42.035	11 / 16	1:40.848	8 / 12	1:40.848	5.530	175.2
26	65	AF Corse	Ferrari F458 Italia	LMGTE	Raffaele GIAMMARIA	1:42.539	5 / 12	1:40.966	5 / 10	1:40.966	5.648	175.0
27	66	JMW Motorsport	Ferrari F458 Italia	LMGTE	Daniel ZAMPIERI	1:44.207	6 / 10	1:41.132	11 / 12	1:41.132	5.814	174.7
28	41	Greaves Motorsport	Zytek Z11SN - Nissan	LMP2	Matthew MC MURRY	1:42.012	19 / 22	1:41.153	6 / 14	1:41.153	5.835	174.7
29	56	AT Racing	Ferrari F458 Italia	LMGTE	Pierre KAFFER	1:42.367	10 / 11	1:41.414	14 / 15	1:41.414	6.096	174.3
30	54	AF Corse	Ferrari F458 Italia	LMGTE	Marco CIOCI	1:42.722	8 / 10	1:41.453	11 / 13	1:41.453	6.135	174.2
31	81	Kessel Racing	Ferrari F458 Italia	LMGTE	Matteo CRESSONI	- / 3	- / 3	1:41.717	9 / 14	1:41.717	6.399	173.7
32	55	AF Corse	Ferrari F458 Italia	LMGTE	Mirko VENTURI	1:43.201	3 / 4	1:41.804	18 / 18	1:41.804	6.486	173.6
33	55	AF Corse	Ferrari F458 Italia	LMGTE	Matt GRIFFIN	1:42.785	8 / 9	1:42.112	3 / 7	1:42.112	6.794	173.1
34	76	IMSA Performance Matmut	Porsche 911 GT3 RSR	LMGTE	Nicolas KAMINDO	- / -	- / -	1:42.154	10 / 15	1:42.154	6.836	173.0
35	86	Gulf Racing UK	Porsche 911 GT3 RSR	LMGTE	Adam CARROLL	1:44.268	10 / 12	1:42.248	6 / 13	1:42.248	6.930	172.8
36	65	AF Corse	Ferrari F458 Italia	LMGTE	Lorenzo CASÉ	1:45.178	2 / 6	1:42.392	15 / 16	1:42.392	7.074	172.6
37	58	Team Sofrev-ASP	Ferrari F458 Italia	LMGTE	Soheil AYARI	1:42.848	13 / 14	1:42.646	4 / 5	1:42.646	7.328	172.2
38	54	AF Corse	Ferrari F458 Italia	LMGTE	Michael LYONS	1:42.918	11 / 13	1:42.687	10 / 11	1:42.687	7.369	172.1
39	85	Gulf Racing UK	Aston Martin Vantage V8	LMGTE	Stuart HALL	1:45.718	5 / 6	1:42.709	17 / 18	1:42.709	7.391	172.1
40	72	SMP Racing	Ferrari F458 Italia	LMGTE	Viktor SHAITAR	1:42.839	8 / 10	1:42.743	8 / 13	1:42.743	7.425	172.0
41	66	JMW Motorsport	Ferrari F458 Italia	LMGTE	Daniel MCKENZIE	1:43.792	12 / 13	1:42.770	16 / 17	1:42.770	7.452	172.0
42	71	SMP Racing	Ferrari F458 Italia GT3	GTC	Kirill LADYGIN	1:45.619	8 / 10	1:42.791	8 / 9	1:42.791	7.473	171.9
43	56	AT Racing	Ferrari F458 Italia	LMGTE	Alexander TALKANTSA JR	1:43.052	14 / 15	1:42.815	6 / 7	1:42.815	7.497	171.9
44	67	IMSA Performance Matmut	Porsche 911 GT3 RSR	LMGTE	Eric HELARY	1:44.907	6 / 8	1:42.872	15 / 16	1:42.872	7.554	171.8
45	57	SMP Racing	Ferrari F458 Italia GT3	GTC	Mika SALO	1:49.742	2 / 2	1:42.940	9 / 9	1:42.940	7.622	171.7
46	81	Kessel Racing	Ferrari F458 Italia	LMGTE	Thomas KEMENATER	- / 1	- / 1	1:42.983	24 / 24	1:42.983	7.665	171.6
47	54	AF Corse	Ferrari F458 Italia	LMGTE	Piergiuseppe PERAZZINI	1:43.115	12 / 13	1:43.067	9 / 10	1:43.067	7.749	171.5
48	85	Gulf Racing UK	Aston Martin Vantage V8	LMGTE	Daniel BROWN	1:43.120	13 / 13	- / -	- / -	1:43.120	7.802	171.4
49	76	IMSA Performance Matmut	Porsche 911 GT3 RSR	LMGTE	Raymond NARAC	1:44.216	12 / 15	1:43.160	4 / 12	1:43.160	7.842	171.3
50	82	Crubile Sport	Porsche 997 GT3 RSR	LMGTE	Emmanuel COLLARD	1:43.171	6 / 12	1:43.620	5 / 10	1:43.171	7.853	171.3
51	93	Pro GT by Almeras	Porsche 997 GT3R	GTC	Franck PERERA	1:43.609	11 / 12	1:43.277	5 / 10	1:43.277	7.959	171.1
52	73	SMP Racing	Ferrari F458 Italia GT3	GTC	Olivier BERETTA	1:43.365	13 / 14	1:44.144	10 / 13	1:43.365	8.047	171.0
53	94	AF Corse	Ferrari F458 Italia GT3	GTC	Francesco CASTELLACCI	1:51.372	12 / 14	1:43.377	13 / 14	1:43.377	8.059	171.0
54	95	AF Corse	Ferrari F458 Italia GT3	GTC	Cedric SBIRRAZZUOLI	1:43.905	12 / 15	1:43.498	17 / 17	1:43.498	8.180	170.8
55	80	Kessel Racing	Ferrari F458 Italia	LMGTE	Michał BRONISZEWSKI	1:44.683	12 / 15	1:43.522	22 / 24	1:43.522	8.204	170.7
56	71	SMP Racing	Ferrari F458 Italia GT3	GTC	Luca PERSIANI	1:44.155	6 / 14	1:43.563	6 / 7	1:43.563	8.245	170.6



EUROPEAN LE MANS SERIES

4 HOURS OF IMOLA

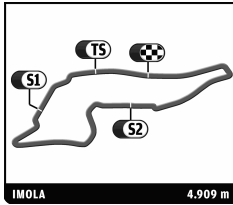
After Free Practice 2

Classification by Driver Fastest Lap

Nr	Team	Car	Class	Driver	Session 1		Session 2		Time	Gap	Kph
					Time	Lap	Time	Lap			
57	59 Team Sofrev-ASP	Ferrari F458 Italia GT3	GTC	Jean-Philippe BELLOC	1:44.207	10 / 12	1:43.847	4 / 14	1:43.847	8.529	170.2
58	75 Prospeed Competition	Porsche GT3 R	GTC	Maxime SOULET	1:45.068	13 / 14	1:43.957	13 / 15	1:43.957	8.639	170.0
59	86 Gulf Racing UK	Porsche 911 GT3 RSR	LMGTE	Ben BARKER			1:43.992	7 / 11	1:43.992	8.674	169.9
60	60 Formula Racing	Ferrari F458 Italia GT3	GTC	Mikkel MAC			1:44.018	6 / 11	1:44.018	8.700	169.9
61	73 SMP Racing	Ferrari F458 Italia GT3	GTC	David MARKOZOV	1:46.025	10 / 13	1:44.094	13 / 15	1:44.094	8.776	169.8
62	72 SMP Racing	Ferrari F458 Italia	LMGTE	Sergey ZLOBIN	1:44.874	5 / 9	1:44.104	14 / 16	1:44.104	8.786	169.8
63	60 Formula Racing	Ferrari F458 Italia GT3	GTC	Andrea PICCINI	1:45.885	4 / 5	1:44.113	9 / 10	1:44.113	8.795	169.7
64	57 SMP Racing	Ferrari F458 Italia GT3	GTC	Maurizio MEDIANI	1:44.359	11 / 12	1:44.125	10 / 11	1:44.125	8.807	169.7
65	60 Formula Racing	Ferrari F458 Italia GT3	GTC	Johnny LAURSEN	1:45.542	8 / 10	1:44.274	12 / 18	1:44.274	8.956	169.5
66	98 ART Grand Prix	McLaren MP4 12C GT3	GTC	Kevin KORJUS	1:44.289	8 / 10	1:45.566	5 / 6	1:44.289	8.971	169.5
67	56 AT Racing	Ferrari F458 Italia	LMGTE	Alexander TALKANITSA	1:44.622	10 / 14	1:44.301	13 / 15	1:44.301	8.983	169.4
68	58 Team Sofrev-ASP	Ferrari F458 Italia	LMGTE	Anthony PONS	1:44.432	7 / 8	1:44.565	8 / 9	1:44.432	9.114	169.2
69	76 IMSA Performance Matmut	Porsche 911 GT3 RSR	LMGTE	David HALLYDAY	1:44.818	7 / 9	1:44.454	9 / 13	1:44.454	9.136	169.2
70	98 ART Grand Prix	McLaren MP4 12C GT3	GTC	Yann GOUDY	1:47.438	4 / 8	1:44.457	8 / 16	1:44.457	9.139	169.2
71	94 AF Corse	Ferrari F458 Italia GT3	GTC	Thomas FLOHR	1:44.612	6 / 18	1:46.453	18 / 19	1:44.612	9.294	168.9
72	82 Crubile Sport	Porsche 997 GT3 RSR	LMGTE	Sébastien CRUBILÉ	1:44.634	8 / 14			1:44.634	9.316	168.9
73	99 ART Grand Prix	McLaren MP4 12C GT3	GTC	Alex BRUNDLE	1:46.233	3 / 4	1:44.640	6 / 10	1:44.640	9.322	168.9
74	98 ART Grand Prix	McLaren MP4 12C GT3	GTC	Grégoire DEMOUSTIER	1:46.117	7 / 10	1:44.666	9 / 15	1:44.666	9.348	168.8
75	63 AF Corse	Ferrari F458 Italia GT3	GTC	Ilya MELNIKOV	1:45.027	12 / 14	1:44.788	14 / 15	1:44.788	9.470	168.6
76	73 SMP Racing	Ferrari F458 Italia GT3	GTC	Anton LADYGIN	1:46.488	9 / 9	1:44.801	8 / 13	1:44.801	9.483	168.6
77	78 Team Russia by Barwell	BMW Z4 GT3	GTC	Jonathan COCKER	1:45.127	8 / 12	1:47.017	3 / 6	1:45.127	9.809	168.1
78	58 Team Sofrev-ASP	Ferrari F458 Italia	LMGTE	Fabien BARTHEZ	1:45.963	7 / 10	1:45.214	19 / 20	1:45.214	9.896	168.0
79	71 SMP Racing	Ferrari F458 Italia GT3	GTC	Aleksey BASOV	1:45.225	12 / 14	1:45.263	12 / 14	1:45.225	9.907	167.9
80	95 AF Corse	Ferrari F458 Italia GT3	GTC	Adrien DE LEENER	1:45.684	18 / 18	1:45.275	23 / 24	1:45.275	9.957	167.9
81	55 AF Corse	Ferrari F458 Italia	LMGTE	Duncan CAMERON	1:46.216	8 / 14	1:45.317	11 / 12	1:45.317	9.999	167.8
82	62 AF Corse	Ferrari F458 Italia GT3	GTC	Yannick MALLEGOL	1:47.609	5 / 7	1:45.364	13 / 14	1:45.364	10.046	167.7
83	66 JMW Motorsport	Ferrari F458 Italia	LMGTE	George RICHARDSON	1:45.849	12 / 14	1:45.481	6 / 10	1:45.481	10.163	167.5
84	93 Pro GT by Almeras	Porsche 997 GT3R	GTC	Lucas LASERRE	1:46.043	4 / 5	1:45.525	6 / 10	1:45.525	10.207	167.5
85	75 Prospeed Competition	Porsche GT3 R	GTC	Gilles VANNELET	1:48.744	3 / 4	1:45.893	12 / 12	1:45.893	10.575	166.9
86	99 ART Grand Prix	McLaren MP4 12C GT3	GTC	Karim AJLANI	1:47.385	7 / 8	1:45.938	3 / 9	1:45.938	10.620	166.8
87	99 ART Grand Prix	McLaren MP4 12C GT3	GTC	Ricardo GONZALEZ	- / 2		1:45.945	8 / 10	1:45.945	10.627	166.8
88	59 Team Sofrev-ASP	Ferrari F458 Italia GT3	GTC	Christophe BOURRET	1:46.769	8 / 12	1:46.102	3 / 5	1:46.102	10.784	166.6
89	82 Crubile Sport	Porsche 997 GT3 RSR	LMGTE	François PERRODO	1:46.151	8 / 9	1:47.268	7 / 8	1:46.151	10.833	166.5
90	75 Prospeed Competition	Porsche GT3 R	GTC	Paul VAN SPUNTBREIN	1:46.927	10 / 12	1:46.221	10 / 12	1:46.221	10.903	166.4
91	67 IMSA Performance Matmut	Porsche 911 GT3 RSR	LMGTE	Jean-Marc MERLIN	1:48.738	12 / 13	1:46.424	10 / 13	1:46.424	11.106	166.1
92	86 Gulf Racing UK	Porsche 911 GT3 RSR	LMGTE	Michael WAINWRIGHT	1:48.400	17 / 20	1:46.451	11 / 13	1:46.451	11.133	166.0
93	59 Team Sofrev-ASP	Ferrari F458 Italia GT3	GTC	Pascal GIBON	1:49.171	4 / 11	1:46.644	15 / 16	1:46.644	11.326	165.7
94	93 Pro GT by Almeras	Porsche 997 GT3R	GTC	Eric DERMONT	1:46.994	11 / 13	1:47.950	6 / 7	1:46.994	11.676	165.2
95	63 AF Corse	Ferrari F458 Italia GT3	GTC	Mads RASMUSSEN	1:48.064	14 / 19	1:47.097	16 / 18	1:47.097	11.779	165.0
96	67 IMSA Performance Matmut	Porsche 911 GT3 RSR	LMGTE	Erik MARIS	1:48.969	8 / 12	1:47.293	11 / 12	1:47.293	11.975	164.7
97	62 AF Corse	Ferrari F458 Italia GT3	GTC	Jean-Marc BACHELIER	1:49.213	15 / 16	1:47.701	9 / 12	1:47.701	12.383	164.1
98	78 Team Russia by Barwell	BMW Z4 GT3	GTC	Leonid MACHITSKI	1:49.375	4 / 5	1:47.771	12 / 13	1:47.771	12.453	164.0
99	65 AF Corse	Ferrari F458 Italia	LMGTE	Peter MANN	1:48.823	13 / 14	1:48.299	11 / 14	1:48.299	12.981	163.2
100	85 Gulf Racing UK	Aston Martin Vantage V8	LMGTE	Roald GOETHE	1:48.431	12 / 16	1:50.716	2 / 3	1:48.431	13.113	163.0
101	62 AF Corse	Ferrari F458 Italia GT3	GTC	Howard BLANK	1:51.662	4 / 5	1:48.605	8 / 9	1:48.605	13.287	162.7
102	78 Team Russia by Barwell	BMW Z4 GT3	GTC	Timur SARDAROV			1:49.229	11 / 13	1:49.229	13.911	161.8
103	57 SMP Racing	Ferrari F458 Italia GT3	GTC	Boris ROTENBERG	1:55.220	13 / 16	1:53.733	13 / 15	1:53.733	18.415	155.4

Published at:

Race Director:	Timekeeper:
-----------------------	--------------------



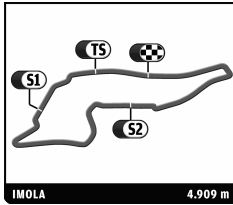
EUROPEAN LE MANS SERIES

4 HOURS OF IMOLA

After Free Practice 2

Classification by Driver And Class Fastest Lap

Nr	Team	Car	Class	Driver	Time	Laps	Gap	Kph	Session
LMP2									
1	36 Signatech Alpine	Alpine A450 - Nissan	LMP2	Nelson PANCIATICI	1:35.318	30		185.4	Free Practice 2
2	38 Jota Sport	Zytek Z11SN - Nissan	LMP2	Filipe ALBUQUERQUE	1:35.413	30	0.095	185.2	Free Practice 2
3	48 Murphy Prototypes	Oreca 03 - Nissan	LMP2	Nathanael BERTHON	1:35.531	25	0.213	185.0	Free Practice 2
4	43 Newblood by Morand Racing	Morgan - Judd	LMP2	Christian KLIEN	1:35.676	24	0.358	184.7	Free Practice 2
5	46 Thiriet by TDS Racing	Morgan - Nissan	LMP2	Tristan GOMMENDY	1:35.827	29	0.509	184.4	Free Practice 2
6	34 Race Performance	Oreca 03 - Judd	LMP2	Franck MAILLEUX	1:36.177	34	0.859	183.7	Free Practice 2
7	48 Murphy Prototypes	Oreca 03 - Nissan	LMP2	Rodolfo GONZALEZ	1:36.337	39	1.019	183.4	Free Practice 1
8	24 Sebastien Loeb Racing	Oreca 03 - Nissan	LMP2	Vincent CAPILLAIRE	1:36.689	38	1.371	182.8	Free Practice 2
9	38 Jota Sport	Zytek Z11SN - Nissan	LMP2	Harry TINCKNELL	1:36.791	25	1.473	182.6	Free Practice 1
10	48 Murphy Prototypes	Oreca 03 - Nissan	LMP2	Karun CHANDHOK	1:36.808	15	1.490	182.6	Free Practice 2
11	46 Thiriet by TDS Racing	Morgan - Nissan	LMP2	Pierre THIRIET	1:36.963	20	1.645	182.3	Free Practice 1
12	43 Newblood by Morand Racing	Morgan - Judd	LMP2	Gary HIRSCH	1:37.139	28	1.821	181.9	Free Practice 2
13	24 Sebastien Loeb Racing	Oreca 03 - Nissan	LMP2	Jan CHAROUZ	1:37.200	34	1.882	181.8	Free Practice 2
14	41 Greaves Motorsport	Zytek Z11SN - Nissan	LMP2	Tom KIMBER-SMITH	1:37.240	36	1.922	181.7	Free Practice 2
15	46 Thiriet by TDS Racing	Morgan - Nissan	LMP2	Ludovic BADEY	1:37.504	30	2.186	181.2	Free Practice 2
16	36 Signatech Alpine	Alpine A450 - Nissan	LMP2	Oliver WEBB	1:37.544	28	2.226	181.2	Free Practice 2
17	38 Jota Sport	Zytek Z11SN - Nissan	LMP2	Simon DOLAN	1:37.616	27	2.298	181.0	Free Practice 2
18	29 Pegasus Racing	Morgan - Nissan	LMP2	Julien SCHELL	1:37.638	22	2.320	181.0	Free Practice 1
19	36 Signatech Alpine	Alpine A450 - Nissan	LMP2	Paul-Loup CHATIN	1:38.023	25	2.705	180.3	Free Practice 2
20	34 Race Performance	Oreca 03 - Judd	LMP2	Michel FREY	1:38.360	37	3.042	179.7	Free Practice 1
21	29 Pegasus Racing	Morgan - Nissan	LMP2	Nicolas LEUTWILER	1:38.606	23	3.288	179.2	Free Practice 2
22	43 Newblood by Morand Racing	Morgan - Judd	LMP2	Romain BRANDELA	1:38.752	22	3.434	179.0	Free Practice 2
23	29 Pegasus Racing	Morgan - Nissan	LMP2	Jonathan COLEMAN	1:38.952	31	3.634	178.6	Free Practice 2
24	41 Greaves Motorsport	Zytek Z11SN - Nissan	LMP2	Matthew MCMURRY	1:41.153	36	5.835	174.7	Free Practice 2
LMGTE									
1	72 SMP Racing	Ferrari F458 Italia	LMGTE	Andrea BERTOLINI	1:40.620	29		175.6	Free Practice 2
2	80 Kessel Racing	Ferrari F458 Italia	LMGTE	Giacomo PICCINI	1:40.848	28	0.228	175.2	Free Practice 2
3	65 AF Corse	Ferrari F458 Italia	LMGTE	Raffaele GIAMMARIA	1:40.966	22	0.346	175.0	Free Practice 2
4	66 JMW Motorsport	Ferrari F458 Italia	LMGTE	Daniel ZAMPIERI	1:41.132	22	0.512	174.7	Free Practice 2
5	56 AT Racing	Ferrari F458 Italia	LMGTE	Pierre KAFFER	1:41.414	26	0.794	174.3	Free Practice 2
6	54 AF Corse	Ferrari F458 Italia	LMGTE	Marco CIOCI	1:41.453	23	0.833	174.2	Free Practice 2
7	81 Kessel Racing	Ferrari F458 Italia	LMGTE	Matteo CRESSONI	1:41.717	17	1.097	173.7	Free Practice 2
8	55 AF Corse	Ferrari F458 Italia	LMGTE	Mirko VENTURI	1:41.804	22	1.184	173.6	Free Practice 2
9	55 AF Corse	Ferrari F458 Italia	LMGTE	Matt GRIFFIN	1:42.112	16	1.492	173.1	Free Practice 2
10	76 IMSA Performance Matmut	Porsche 911 GT3 RSR	LMGTE	Nicolas ARMINDO	1:42.154	15	1.534	173.0	Free Practice 2
11	86 Gulf Racing UK	Porsche 911 GT3 RSR	LMGTE	Adam CARROLL	1:42.248	25	1.628	172.8	Free Practice 2
12	65 AF Corse	Ferrari F458 Italia	LMGTE	Lorenzo CASÉ	1:42.392	22	1.772	172.6	Free Practice 2
13	58 Team Sofrev-ASP	Ferrari F458 Italia	LMGTE	Saheil AYARI	1:42.646	19	2.026	172.2	Free Practice 2
14	54 AF Corse	Ferrari F458 Italia	LMGTE	Michael LYONS	1:42.687	24	2.067	172.1	Free Practice 2
15	85 Gulf Racing UK	Aston Martin Vantage V8	LMGTE	Stuart HALL	1:42.709	24	2.089	172.1	Free Practice 2
16	72 SMP Racing	Ferrari F458 Italia	LMGTE	Viktor SHAITAR	1:42.743	23	2.123	172.0	Free Practice 2
17	66 JMW Motorsport	Ferrari F458 Italia	LMGTE	Daniel MCKENZIE	1:42.770	30	2.150	172.0	Free Practice 2
18	56 AT Racing	Ferrari F458 Italia	LMGTE	Alexander TALKANITSA JR	1:42.815	22	2.195	171.9	Free Practice 2
19	67 IMSA Performance Matmut	Porsche 911 GT3 RSR	LMGTE	Eric HELARY	1:42.872	24	2.252	171.8	Free Practice 2
20	81 Kessel Racing	Ferrari F458 Italia	LMGTE	Thomas KEMENATER	1:42.983	25	2.363	171.6	Free Practice 2
21	54 AF Corse	Ferrari F458 Italia	LMGTE	Piergiuseppe PERAZZINI	1:43.067	23	2.447	171.5	Free Practice 2
22	85 Gulf Racing UK	Aston Martin Vantage V8	LMGTE	Daniel BROWN	1:43.120	13	2.500	171.4	Free Practice 1
23	76 IMSA Performance Matmut	Porsche 911 GT3 RSR	LMGTE	Raymond NARAC	1:43.160	27	2.540	171.3	Free Practice 2
24	82 Crubile Sport	Porsche 997 GT3 RSR	LMGTE	Emmanuel COLLARD	1:43.171	22	2.551	171.3	Free Practice 1
25	80 Kessel Racing	Ferrari F458 Italia	LMGTE	Michael BRONISZEWSKI	1:43.522	39	2.902	170.7	Free Practice 2
26	86 Gulf Racing UK	Porsche 911 GT3 RSR	LMGTE	Ben BARKER	1:43.992	11	3.372	169.9	Free Practice 2
27	72 SMP Racing	Ferrari F458 Italia	LMGTE	Sergey ZLOBIN	1:44.104	25	3.484	169.8	Free Practice 2
28	56 AT Racing	Ferrari F458 Italia	LMGTE	Alexander TALKANITSA	1:44.301	29	3.681	169.4	Free Practice 2
29	58 Team Sofrev-ASP	Ferrari F458 Italia	LMGTE	Anthony PONS	1:44.432	17	3.812	169.2	Free Practice 1
30	76 IMSA Performance Matmut	Porsche 911 GT3 RSR	LMGTE	David HALLYDAY	1:44.454	22	3.834	169.2	Free Practice 2
31	82 Crubile Sport	Porsche 997 GT3 RSR	LMGTE	Sébastien CRUBILÉ	1:44.634	14	4.014	168.9	Free Practice 1
32	58 Team Sofrev-ASP	Ferrari F458 Italia	LMGTE	Fabien BARTHEZ	1:45.214	30	4.594	168.0	Free Practice 2
33	55 AF Corse	Ferrari F458 Italia	LMGTE	Duncan CAMERON	1:45.317	26	4.697	167.8	Free Practice 2
34	66 JMW Motorsport	Ferrari F458 Italia	LMGTE	George RICHARDSON	1:45.481	24	4.861	167.5	Free Practice 2
35	82 Crubile Sport	Porsche 997 GT3 RSR	LMGTE	François PERRODO	1:46.151	17	5.531	166.5	Free Practice 1



EUROPEAN LE MANS SERIES

4 HOURS OF IMOLA

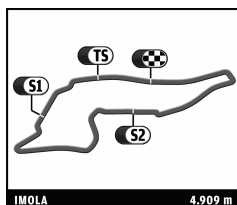
After Free Practice 2

Classification by Driver And Class Fastest Lap

Nr	Team	Car	Class	Driver	Time	Laps	Gap	Kph	Session
36	67 IMSA Performance Matmut	Porsche 911 GT3 RSR	LMGTE	Jean-Marc MERLIN	1:46.424	26	5.804	166.1	Free Practice 2
37	86 Gulf Racing UK	Porsche 911 GT3 RSR	LMGTE	Michael WAINWRIGHT	1:46.451	33	5.831	166.0	Free Practice 2
38	67 IMSA Performance Matmut	Porsche 911 GT3 RSR	LMGTE	Erik MARIS	1:47.293	24	6.673	164.7	Free Practice 2
39	65 AF Corse	Ferrari F458 Italia	LMGTE	Peter MANN	1:48.299	28	7.679	163.2	Free Practice 2
40	85 Gulf Racing UK	Aston Martin Vantage V8	LMGTE	Roald GOETHE	1:48.431	19	7.811	163.0	Free Practice 1
GTC									
1	71 SMP Racing	Ferrari F458 Italia GT3	GTC	Kirill LADYGIN	1:42.791	19		171.9	Free Practice 2
2	57 SMP Racing	Ferrari F458 Italia GT3	GTC	Mika SALO	1:42.940	11	0.149	171.7	Free Practice 2
3	93 Pro GT by Almeras	Porsche 997 GT3R	GTC	Franck PERERA	1:43.277	22	0.486	171.1	Free Practice 2
4	73 SMP Racing	Ferrari F458 Italia GT3	GTC	Olivier BERETTA	1:43.365	27	0.574	171.0	Free Practice 1
5	94 AF Corse	Ferrari F458 Italia GT3	GTC	Francesco CASTELLACCI	1:43.377	28	0.586	171.0	Free Practice 2
6	95 AF Corse	Ferrari F458 Italia GT3	GTC	Cedric SBIRRAZZUOLI	1:43.498	32	0.707	170.8	Free Practice 2
7	71 SMP Racing	Ferrari F458 Italia GT3	GTC	Luca PERSIANI	1:43.563	21	0.772	170.6	Free Practice 2
8	59 Team Sofrev-ASP	Ferrari F458 Italia GT3	GTC	Jean-Philippe BELLOC	1:43.847	26	1.056	170.2	Free Practice 2
9	75 Prospeed Competition	Porsche GT3 R	GTC	Maxime SOULET	1:43.957	29	1.166	170.0	Free Practice 2
10	60 Formula Racing	Ferrari F458 Italia GT3	GTC	Mikkel MAC	1:44.018	11	1.227	169.9	Free Practice 2
11	73 SMP Racing	Ferrari F458 Italia GT3	GTC	David MARKOZOV	1:44.094	28	1.303	169.8	Free Practice 2
12	60 Formula Racing	Ferrari F458 Italia GT3	GTC	Andrea PIZZINI	1:44.113	15	1.322	169.7	Free Practice 2
13	57 SMP Racing	Ferrari F458 Italia GT3	GTC	Maurizio MEDIANI	1:44.125	23	1.334	169.7	Free Practice 2
14	60 Formula Racing	Ferrari F458 Italia GT3	GTC	Johnny LAURSEN	1:44.274	28	1.483	169.5	Free Practice 2
15	98 ART Grand Prix	McLaren MP4 12C GT3	GTC	Kevin KORJUS	1:44.289	16	1.498	169.5	Free Practice 1
16	98 ART Grand Prix	McLaren MP4 12C GT3	GTC	Yann GOUDY	1:44.457	24	1.666	169.2	Free Practice 2
17	94 AF Corse	Ferrari F458 Italia GT3	GTC	Thomas FLOHR	1:44.612	37	1.821	168.9	Free Practice 1
18	99 ART Grand Prix	McLaren MP4 12C GT3	GTC	Alex BRUNDLE	1:44.640	14	1.849	168.9	Free Practice 2
19	98 ART Grand Prix	McLaren MP4 12C GT3	GTC	Grégoire DEMOUSTIER	1:44.666	25	1.875	168.8	Free Practice 2
20	63 AF Corse	Ferrari F458 Italia GT3	GTC	Ilya MELNIKOV	1:44.788	29	1.997	168.6	Free Practice 2
21	73 SMP Racing	Ferrari F458 Italia GT3	GTC	Anton LADYGIN	1:44.801	22	2.010	168.6	Free Practice 2
22	78 Team Russia by Barwell	BMW Z4 GT3	GTC	Jonathan COCKER	1:45.127	18	2.336	168.1	Free Practice 1
23	71 SMP Racing	Ferrari F458 Italia GT3	GTC	Aleksey BASOV	1:45.225	28	2.434	167.9	Free Practice 1
24	95 AF Corse	Ferrari F458 Italia GT3	GTC	Adrien DE LEENER	1:45.275	42	2.484	167.9	Free Practice 2
25	62 AF Corse	Ferrari F458 Italia GT3	GTC	Yannick MALLEGOL	1:45.364	21	2.573	167.7	Free Practice 2
26	93 Pro GT by Almeras	Porsche 997 GT3R	GTC	Lucas LASERRE	1:45.525	15	2.734	167.5	Free Practice 2
27	75 Prospeed Competition	Porsche GT3 R	GTC	Gilles VANNELET	1:45.893	16	3.102	166.9	Free Practice 2
28	99 ART Grand Prix	McLaren MP4 12C GT3	GTC	Karim AJLANI	1:45.938	17	3.147	166.8	Free Practice 2
29	99 ART Grand Prix	McLaren MP4 12C GT3	GTC	Ricardo GONZALEZ	1:45.945	12	3.154	166.8	Free Practice 2
30	59 Team Sofrev-ASP	Ferrari F458 Italia GT3	GTC	Christophe BOURRET	1:46.102	17	3.311	166.6	Free Practice 2
31	75 Prospeed Competition	Porsche GT3 R	GTC	Paul VAN SPLUNTEREN	1:46.221	24	3.430	166.4	Free Practice 2
32	59 Team Sofrev-ASP	Ferrari F458 Italia GT3	GTC	Pascal GIBON	1:46.644	27	3.853	165.7	Free Practice 2
33	93 Pro GT by Almeras	Porsche 997 GT3R	GTC	Eric DERMONT	1:46.994	20	4.203	165.2	Free Practice 1
34	63 AF Corse	Ferrari F458 Italia GT3	GTC	Mads RASMUSSEN	1:47.097	37	4.306	165.0	Free Practice 2
35	62 AF Corse	Ferrari F458 Italia GT3	GTC	Jean-Marc BACHELIER	1:47.701	28	4.910	164.1	Free Practice 2
36	78 Team Russia by Barwell	BMW Z4 GT3	GTC	Leonid MACHITSKI	1:47.771	18	4.980	164.0	Free Practice 2
37	62 AF Corse	Ferrari F458 Italia GT3	GTC	Howard BLANK	1:48.605	14	5.814	162.7	Free Practice 2
38	78 Team Russia by Barwell	BMW Z4 GT3	GTC	Timur SARDAROV	1:49.229	13	6.438	161.8	Free Practice 2
39	57 SMP Racing	Ferrari F458 Italia GT3	GTC	Boris ROTENBERG	1:53.733	31	10.942	155.4	Free Practice 2

Published at:

Race Director:	Timekeeper:
-----------------------	--------------------



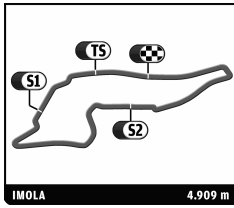
EUROPEAN LE MANS SERIES

4 HOURS OF IMOLA

Free Practice 2

Best Sector Times

SECTOR 1			SECTOR 2			SECTOR 3			Pos	Team	Cl	Ideal Lap	Best Lap
Pos	Driver	Time	Driver	Time	Driver	Time	Pos	Team					
1	46 T.GOMMENDY	20.111	48 N.BERTHON	39.143	48 K.CHANDHOK	35.544	1	48 Murphy Prototypes	LMP2	1'34.924	1:35.531	(3)	
2	36 N.PANCIATICI	20.176	36 N.PANCIATICI	39.216	38 F.ALBUQUERQUE	35.689	2	36 Signatech Alpine	LMP2	1'35.220	1:35.318	(1)	
3	48 N.BERTHON	20.237	38 F.ALBUQUERQUE	39.251	46 T.GOMMENDY	35.730	3	38 Jota Sport	LMP2	1'35.300	1:35.413	(2)	
4	43 C.KLIEN	20.242	34 F.MAILLEUX	39.540	43 C.KLIEN	35.738	4	46 Thiriet by TDS Racing	LMP2	1'35.502	1:35.827	(5)	
5	34 F.MAILLEUX	20.339	43 C.KLIEN	39.572	36 N.PANCIATICI	35.828	5	43 Newblood by Morand Racing	LMP2	1'35.552	1:35.676	(4)	
6	24 J.CHAROUIZ	20.350	46 T.GOMMENDY	39.661	34 F.MAILLEUX	35.838	6	34 Race Performance	LMP2	1'35.717	1:36.177	(6)	
7	38 F.ALBUQUERQUE	20.360	24 J.CHAROUIZ	40.067	24 V.CAPILLAIRE	35.967	7	24 Sebastien Loeb Racing	LMP2	1'36.384	1:36.689	(7)	
8	29 N.LEUTWILER	20.467	41 T.KIMBER-SMITH	40.268	41 T.KIMBER-SMITH	36.093	8	41 Greaves Motorsport	LMP2	1'36.911	1:37.240	(8)	
9	41 T.KIMBER-SMITH	20.550	29 J.SCHELL	40.943	29 N.LEUTWILER	36.408	9	29 Pegasus Racing	LMP2	1'37.818	1:38.277	(9)	
10	80 G.PICCINI	20.980	72 A.BERTOLINI	42.267	80 G.PICCINI	37.173	10	72 SMP Racing	LMGTE	1'40.620	1:40.620	(10)	
11	72 A.BERTOLINI	21.061	65 R.GIAMMARRIA	42.413	56 P.KAFFER	37.193	11	80 Kessel Racing	LMGTE	1'40.803	1:40.848	(11)	
12	65 R.GIAMMARRIA	21.098	66 D.ZAMPIERI	42.451	55 M.VENTURI	37.251	12	65 AF Corse	LMGTE	1'40.862	1:40.966	(12)	
13	56 P.KAFFER	21.121	80 G.PICCINI	42.650	72 A.BERTOLINI	37.292	13	56 AT Racing	LMGTE	1'41.090	1:41.414	(14)	
14	76 N.ARMINDO	21.152	55 M.GRIFFIN	42.665	65 R.GIAMMARRIA	37.351	14	66 JMW Motorsport	LMGTE	1'41.096	1:41.132	(13)	
15	81 M.CRESSONI	21.165	54 M.CIOCI	42.686	66 D.ZAMPIERI	37.476	15	55 AF Corse	LMGTE	1'41.116	1:41.804	(17)	
16	66 D.ZAMPIERI	21.169	76 N.ARMINDO	42.749	54 M.CIOCI	37.566	16	54 AF Corse	LMGTE	1'41.453	1:41.453	(15)	
17	58 S.AYARI	21.169	81 M.CRESSONI	42.774	81 M.CRESSONI	37.672	17	81 Kessel Racing	LMGTE	1'41.611	1:41.717	(16)	
18	55 M.GRIFFIN	21.200	56 P.KAFFER	42.776	76 R.NARAC	37.766	18	76 IMSA Performance Matmut	LMGTE	1'41.667	1:42.154	(18)	
19	54 M.CIOCI	21.201	58 S.AYARI	42.955	71 K.LADYGIN	37.838	19	58 Team Sofrev-ASP	LMGTE	1'42.203	1:42.646	(20)	
20	86 A.CARROLL	21.293	86 A.CARROLL	43.043	95 C.SBIRRAZZUOLI	37.883	20	86 Gulf Racing UK	LMGTE	1'42.226	1:42.248	(19)	
21	71 K.LADYGIN	21.389	71 K.LADYGIN	43.212	86 A.CARROLL	37.890	21	71 SMP Racing	GTC	1'42.439	1:42.791	(22)	
22	57 M.SALO	21.443	93 F.PERERA	43.223	67 E.HELARY	37.921	22	85 Gulf Racing UK	LMGTE	1'42.651	1:42.709	(21)	
23	85 S.HALL	21.445	85 S.HALL	43.236	85 S.HALL	37.970	23	67 IMSA Performance Matmut	LMGTE	1'42.872	1:42.872	(23)	
24	67 E.HELARY	21.463	82 E.COLLARD	43.334	57 M.MEDIANI	37.981	24	57 SMP Racing	GTC	1'42.914	1:42.940	(24)	
25	94 F.CASTELLACCI	21.489	67 E.HELARY	43.488	94 F.CASTELLACCI	38.010	25	93 Pro GT by Almeras	GTC	1'42.979	1:43.277	(25)	
26	82 E.COLLARD	21.562	57 M.SALO	43.490	60 M.MAC	38.070	26	82 Crubile Sport	LMGTE	1'43.081	1:43.620	(28)	
27	75 M.SOULET	21.584	94 F.CASTELLACCI	43.601	58 S.AYARI	38.079	27	94 AF Corse	GTC	1'43.100	1:43.377	(26)	
28	60 M.MAC	21.585	95 C.SBIRRAZZUOLI	43.834	93 F.PERERA	38.125	28	95 AF Corse	GTC	1'43.305	1:43.498	(27)	
29	95 C.SBIRRAZZUOLI	21.588	75 M.SOULET	43.854	82 E.COLLARD	38.185	29	75 Prospeed Competition	GTC	1'43.736	1:43.957	(30)	
30	73 O.BERETTA	21.618	59 J.BELLOC	43.906	59 J.BELLOC	38.258	30	60 Formula Racing	GTC	1'43.739	1:44.018	(31)	
31	98 K.KORJUS	21.627	98 Y.GOUDY	43.943	75 M.SOULET	38.298	31	59 Team Sofrev-ASP	GTC	1'43.806	1:43.847	(29)	
32	93 F.PERERA	21.631	73 O.BERETTA	43.990	73 D.MARKOZOV	38.302	32	73 SMP Racing	GTC	1'43.910	1:44.094	(32)	
33	59 J.BELLOC	21.642	60 J.LAURSEN	44.084	63 I.MELNIKOV	38.339	33	98 ART Grand Prix	GTC	1'44.150	1:44.457	(33)	
34	99 A.BRUNDLER	21.775	99 A.BRUNDLER	44.089	62 Y.MALLEGOL	38.544	34	99 ART Grand Prix	GTC	1'44.505	1:44.640	(34)	
35	62 Y.MALLEGOL	21.900	63 I.MELNIKOV	44.371	98 Y.GOUDY	38.580	35	63 AF Corse	GTC	1'44.667	1:44.788	(35)	
36	63 I.MELNIKOV	21.957	62 Y.MALLEGOL	44.728	99 A.BRUNDLER	38.641	36	62 AF Corse	GTC	1'45.172	1:45.364	(36)	
37	78 L.MACHITSKI	22.307	78 J.COCKER	44.877	78 J.COCKER	39.180	37	78 Team Russia by Barwell	GTC	1'46.364	1:47.017	(37)	



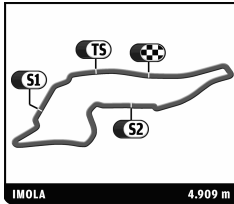
EUROPEAN LE MANS SERIES

4 HOURS OF IMOLA

After Free Practice 2

Event maximum speed

Team	Car	Class	Driver	Top Speed	Lap	Session
43 Newblood by Morand Racing	Morgan - Judd	LMP2	Gary HIRSCH	284.0	16	Free Practice 2
80 Kessel Racing	Ferrari F458 Italia	LMGTE	Giacomo PICCINI	281.0	14	Free Practice 1
56 AT Racing	Ferrari F458 Italia	LMGTE	Alexander TALKANITSA	279.5	36	Free Practice 1
72 SMP Racing	Ferrari F458 Italia	LMGTE	Viktor SHAITAR	279.5	5	Free Practice 2
73 SMP Racing	Ferrari F458 Italia GT3	GTC	Olivier BERETTA	279.5	38	Free Practice 2
55 AF Corse	Ferrari F458 Italia	LMGTE	Mirko VENTURI	278.0	26	Free Practice 1
65 AF Corse	Ferrari F458 Italia	LMGTE	Lorenzo CASÉ	278.0	30	Free Practice 1
66 JMW Motorsport	Ferrari F458 Italia	LMGTE	Daniel MCKENZIE	278.0	34	Free Practice 1
76 IMSA Performance Matmut	Porsche 911 GT3 RSR	LMGTE	Nicolas ARMINDO	278.0	38	Free Practice 2
81 Kessel Racing	Ferrari F458 Italia	LMGTE	Thomas KEMENATER	278.0	37	Free Practice 2
54 AF Corse	Ferrari F458 Italia	LMGTE	Michael LYONS	277.3	32	Free Practice 1
67 IMSA Performance Matmut	Porsche 911 GT3 RSR	LMGTE	Erik MARIS	277.3	29	Free Practice 1
58 Team Sofrev-ASP	Ferrari F458 Italia	LMGTE	Anthony PONS	276.6	29	Free Practice 2
86 Gulf Racing UK	Porsche 911 GT3 RSR	LMGTE	Adam CARROLL	276.6	31	Free Practice 2
95 AF Corse	Ferrari F458 Italia GT3	GTC	Cedric SBIRRAZZUOLI	275.8	37	Free Practice 2
24 Sebastien Loeb Racing	Oreca 03 - Nissan	LMP2	Vincent CAPILLAIRE	275.1	37	Free Practice 2
46 Thiriet by TDS Racing	Morgan - Nissan	LMP2	Pierre THIRIET	275.1	36	Free Practice 2
60 Formula Racing	Ferrari F458 Italia GT3	GTC	Mikkel MAC	275.1	8	Free Practice 2
29 Pegasus Racing	Morgan - Nissan	LMP2	Julien SCHELL	274.4	30	Free Practice 2
59 Team Sofrev-ASP	Ferrari F458 Italia GT3	GTC	Pascal GIBON	274.4	24	Free Practice 2
71 SMP Racing	Ferrari F458 Italia GT3	GTC	Kirill LADYGIN	274.4	31	Free Practice 2
99 ART Grand Prix	McLaren MP4 12C GT3	GTC	Alex BRUNDLE	274.4	9	Free Practice 2
82 Crubile Sport	Porsche 997 GT3 RSR	LMGTE	Sébastien CRUBILÉ	273.7	25	Free Practice 1
63 AF Corse	Ferrari F458 Italia GT3	GTC	Mads RASMUSSEN	273.7	20	Free Practice 1
57 SMP Racing	Ferrari F458 Italia GT3	GTC	Mika SALO	273.0	35	Free Practice 2
62 AF Corse	Ferrari F458 Italia GT3	GTC	Yannick MALLEGOL	273.0	11	Free Practice 1
94 AF Corse	Ferrari F458 Italia GT3	GTC	Thomas FLOHR	273.0	17	Free Practice 2
34 Race Performance	Oreca 03 - Judd	LMP2	Michel FREY	272.3	38	Free Practice 2
36 Signatech Alpine	Alpine A450 - Nissan	LMP2	Nelson PANCIATICI	272.3	32	Free Practice 1
85 Gulf Racing UK	Aston Martin Vantage V8	LMGTE	Daniel BROWN	272.3	31	Free Practice 1
98 ART Grand Prix	McLaren MP4 12C GT3	GTC	Grégoire DEMOUSTIER	272.3	20	Free Practice 2
48 Murphy Prototypes	Oreca 03 - Nissan	LMP2	Karun CHANDHOK	271.6	23	Free Practice 2
75 Prospeed Competition	Porsche GT3 R	GTC	Maxime SOULET	271.6	31	Free Practice 2
93 Pro GT by Almeras	Porsche 997 GT3R	GTC	Franck PERERA	269.5	12	Free Practice 1
41 Greaves Motorsport	Zytek Z11SN - Nissan	LMP2	Matthew MCMURRY	268.9	30	Free Practice 1
38 Jota Sport	Zytek Z11SN - Nissan	LMP2	Simon DOLAN	268.2	18	Free Practice 2
78 Team Russia by Barwell	BMW Z4 GT3	GTC	Jonathan COCKER	265.5	6	Free Practice 1



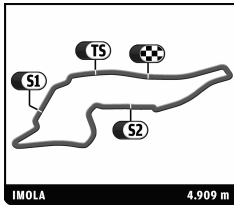
EUROPEAN LE MANS SERIES

4 HOURS OF IMOLA

Free Practice 2

Fastest Lap Sequence

Practice Time	Team	Car	Class	Driver	Time	Kph	Lap
3:39.247	34 Race Performance	Oreca 03 - Judd	LMP2	Franck MAILLEUX	1:40.876	175.2	2
3:45.024	46 Thiriet by TDS Racing	Morgan - Nissan	LMP2	Ludovic BADEY	1:40.407	176.0	2
3:50.582	41 Greaves Motorsport	Zytek Z11SN - Nissan	LMP2	Tom KIMBER-SMITH	1:40.270	176.2	2
5:16.247	34 Race Performance	Oreca 03 - Judd	LMP2	Franck MAILLEUX	1:37.000	182.2	3
13:33.435	43 Newblood by Morand Racing	Morgan - Judd	LMP2	Christian KLIEN	1:35.676	184.7	7
1:18:23.776	48 Murphy Prototypes	Oreca 03 - Nissan	LMP2	Nathanael BERTHON	1:35.531	185.0	10
1:29:43.471	36 Signatech Alpine	Alpine A450 - Nissan	LMP2	Nelson PANCIATICI	1:35.318	185.4	15



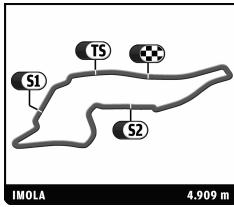
EUROPEAN LE MANS SERIES

4 HOURS OF IMOLA

Free Practice 2

Sector Analysis

							■ Personal Best ■ Session Best ■ Crossing the finish line in pit lane								
Lap	D	Time	Sector 1	Sector 2	Sector 3	T. Spd	Elapsed	Lap	D	Time	Sector 1	Sector 2	Sector 3	T. Spd	Elapsed
24 Sebastien Loeb Racing							Oreca 03 - Nissan								
1.Vincent CAPILLAIRE							LMP2								
2.Jan CHAROUZ															
1	1	2:08.606	44.815	44.753	39.038	175.2	2:08.606	12	2	1:40.342	20.685	42.713	36.944		28:46.868
2	1	1:41.546	21.116	42.712	37.718	265.5	3:50.152	13	2	1:39.237	20.664	41.780	36.793	268.9	30:26.105
3	1	1:40.715	20.734	42.914	37.067	266.8	5:30.867	14	2	5:18.186 B	24.058	48.106	4:06.022	203.8	35:44.291
4	1	1:38.951	20.769	41.643	36.539	268.9	7:09.818	15	2	2:00.409	37.363	45.483	37.563	180.0	37:44.700
5	1	1:46.500	24.008	42.911	39.581	268.9	8:56.318	16	2	1:42.339	23.185	42.746	36.408	270.9	39:27.039
6	1	6:24.117 B	20.900	41.492	5:21.725	268.9	15:20.435	17	2	1:43.438	21.437	45.501	36.500	270.9	41:10.477
7	1	1:55.115	36.387	41.976	36.752	190.7	17:15.550	18	2	1:38.606	20.467	41.280	36.859	270.2	42:49.083
8	1	4:44.875 B	21.198	49.356	3:34.321	267.5	22:00.425	19	2	4:45.755 B	22.509	49.846	3:33.400	273.7	47:34.838
9	2	5:11.572	3:48.526	45.041	38.005	162.6	27:11.996	20	1	1:59.491	38.785	43.052	37.654	176.7	49:34.329
10	2	1:42.427	21.756	43.279	37.392	268.9	28:54.423	21	1	1:40.590	21.286	42.080	37.224	267.5	51:14.919
11	2	5:00.532 B	20.972	42.440	3:57.120	268.9	33:54.955	22	1	1:40.709	21.309	42.281	37.119	268.9	52:55.628
12	2	3:08.425	1:47.544	43.120	37.761	170.2	37:03.380	23	1	1:40.193	20.565	42.645	36.983	270.2	54:35.821
13	2	1:42.144	21.147	43.163	37.834	271.6	38:45.524	24	1	1:38.277	20.698	40.943	36.636	271.6	56:14.098
14	2	1:38.885	20.819	41.254	36.812	268.2	40:24.409	25	1	1:39.795	20.606	42.403	36.786	271.6	57:53.893
15	2	1:38.470	20.730	41.120	36.620	268.2	42:02.879	26	1	1:39.381	20.549	42.160	36.672	270.2	59:33.274
16	2	6:18.450 B	20.740	42.198	5:15.512	269.5	48:21.329	27	1	1:38.699	20.594	41.257	36.848	268.9	1:01:11.973
17	2	1:57.143	36.395	43.483	37.265	190.3	50:18.472	28	1	1:40.933	20.652	43.352	36.929	271.6	1:02:52.906
18	2	1:40.467	21.523	42.241	36.703	267.5	51:58.939	29	1	1:39.295	20.495	41.325	37.475	270.2	1:04:32.201
19	2	1:39.119	20.726	40.884	37.509	268.2	53:38.058	30	1	15:35.194 B	20.535	42.580	...	274.4	1:20:07.395
20	2	1:39.042	21.646	40.833	36.563	266.8	55:17.100	31	3	2:03.574	40.212	44.943	38.419	174.1	1:22:10.969
21	2	1:37.726	20.536	40.252	36.938	268.9	56:54.826	32	3	1:42.672	21.255	42.567	38.850	269.5	1:23:53.641
22	2	2:53.658 B	22.434	43.161	1:48.063	271.6	59:48.484	33	3	1:40.006	21.126	41.684	37.196	267.5	1:25:33.647
23	2	1:55.622	36.232	42.226	37.164	192.0	1:01:44.106	34	3	1:40.907	20.897	42.543	37.467	270.2	1:27:14.554
24	2	1:37.543	20.431	40.591	36.521	270.2	1:03:21.649	35	3	1:40.971	20.930	42.145	37.896	269.5	1:28:55.525
25	2	1:37.200	20.350	40.067	36.783	268.2	1:04:58.849	36	3	1:41.951	21.327	43.101	37.523	273.0	1:30:37.476
26	2	1:37.224	20.366	40.334	36.524	270.2	1:06:36.073	37	3	1:38.952	20.873	41.102	36.977	269.5	1:32:16.428
27	2	1:39.757	21.103	42.102	36.552	271.6	1:08:15.830	38	3	1:41.944	21.696	42.078	38.170	272.3	1:33:58.372
28	2	1:43.634	21.024	42.688	39.922	270.9	1:09:59.464								
29	2	1:37.445	20.401	40.871	36.173	270.9	1:11:36.909								
30	2	2:54.406 B	20.464	41.913	1:52.029	272.3	1:14:31.315								
31	1	1:57.135	37.012	42.472	37.651	186.0	1:16:28.450								
32	1	1:41.215	20.651	42.021	38.543	270.2	1:18:09.665								
33	1	1:40.388	21.124	41.906	37.358	273.7	1:19:50.053								
34	1	1:39.617	20.761	42.272	36.584	272.3	1:21:29.670								
35	1	1:37.952	20.603	40.932	36.417	270.9	1:23:07.622								
36	1	1:38.061	20.417	41.209	36.435	273.0	1:24:45.683								
37	1	1:39.065	21.360	41.093	36.612	275.1	1:26:24.748								
38	1	1:36.897	20.601	40.329	35.967	270.9	1:28:01.645								
39	1	1:36.689	20.426	40.099	36.164	271.6	1:29:38.334								
40	1	1:39.272	20.463	40.909	37.900	273.0	1:31:17.606								
29 Pegasus Racing							Morgan - Nissan								
1.Julien SCHELL							LMP2								
2.Nicolas LEUTWILER							3.Jonathan COLEMAN								
1	3	2:58.546	1:29.937	48.423	40.186	176.4	2:58.546	12	2	1:40.876	20.852	42.509	37.515	263.5	3:39.247
2	3	1:43.749	22.086	44.173	37.490	253.5	4:42.295	13	2	1:37.000	20.590	39.540	36.870	263.5	5:16.247
3	3	1:41.685	21.113	42.483	38.089	266.8	6:23.980	14	2	15:15.566 B	20.394	7:18.090	7:37.082	264.8	20:31.813
4	3	1:41.488	21.740	42.619	37.129	266.8	8:05.468	15	2	6:20.684	4:59.361	43.951	37.372	189.3	26:52.496
5	3	1:41.712	21.828	42.917	36.967	272.3	9:47.180	16	2	1:38.218	20.802	40.402	37.014	262.9	28:30.714
6	3	1:41.047	20.805	42.341	37.901	270.9	11:28.227	17	2	1:37.942	20.524	40.748	36.670	266.2	30:08.656
7	3	1:43.958	22.079	44.322	37.557	247.6	13:12.185	18	2	2:23.104 B	22.329	57.387	1:03.388	267.5	32:31.760
8	3	1:40.640	20.803	42.268	37.569	271.6	14:52.825	19	2	4:21.586	3:03.230	41.789	36.567	188.6	36:53.346
9	3	1:39.592	20.966	41.367	37.259	268.2	16:32.417	20	2	1:39.316	20.637	42.273	36.406	265.5	38:32.662
10	3	5:00.562 B	21.033	46.316	3:53.213	269.5	21:32.979	21	2	1:38.207	20.524	41.543	36.140	266.8	40:10.869
11	2	5:33.548	4:08.945	46.980	37.623		27:06.526	22	2	1:37.955	20.393	40.746	36.816	266.8	41:48.824
								23	2	3:50.423 B	20.487	41.417	2:48.519	267.5	45:39.247
								24	1	2:47.880	1:27.242	43.062	37.576	188.0	48:27.127
								25	1	1:39.720	21.147	41.803	36.770	264.2	50:06.847
								26	1	1:40.988	21.390	42.637	36.961	266.2	51:47.835
								27	1	1:38.745	20.839	41.050	36.856	263.5	53:26.580
								28	1	1:39.797	21.023	41.810	36.964	264.8	55:06.377
								29	1	1:44.320	22.239	43.591	38.490	266.8	56:50.697
								30	1	1:41.777	20.954	41.228	39.595	266.2	58:32.474
								31	1	1:39.562	21.136	41.380	37.046	266.2	1:00:12.036
								32	1	4:14.900 B	21.748	43.370	3:09.782	266.8	1:04:26.936
								33	2	2:04.964	39.742	48.553	36.669	174.1	1:06:31.900
								34	2	1:42.752	21.892	44.177	36.683	268.2	1:08:14.652
								35	2	1:45.381	22.370	43.904	39.107	268.9	1:10:00.033
								36	2	1:40.168	20.426	40.843	38.899	267.5	1:11:40.201
								37	2	1:37.370	20.479	40.807	36.084	267.5	1:13:17.571



EUROPEAN LE MANS SERIES

4 HOURS OF IMOLA

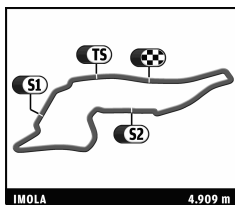
Free Practice 2

Sector Analysis

							■ Personal Best ■ Session Best ■ Crossing the finish line in pit lane								
Lap	D	Time	Sector 1	Sector 2	Sector 3	T. Spd	Elapsed	Lap	D	Time	Sector 1	Sector 2	Sector 3	T. Spd	Elapsed
7	1	1:40.506	20.964	43.082	36.460	266.8	15:52.637	23	2	1:37.477	20.251	40.320	36.906	274.4	57:07.484
8	1	1:37.881	21.194	40.553	36.134	262.2	17:30.518	24	2	3:15.680 B	20.892	39.925	2:14.863	270.9	1:00:23.164
9	1	6:27.265 B	23.413	51.348	5:12.504	263.5	23:57.783	25	3	1:56.458	36.537	42.769	37.152	181.8	1:02:19.622
10	1	3:57.688	2:33.221	46.653	37.814		27:55.470	26	3	1:42.335	21.370	42.933	38.032	273.0	1:04:01.957
11	1	1:41.419	21.641	43.059	36.719	264.2	29:36.889	27	3	1:39.146	20.877	41.372	36.897	270.9	1:05:41.103
12	1	2:17.427 B	20.684	44.244	1:12.499	263.5	31:54.316	28	3	1:40.779	20.735	43.073	36.971	273.7	1:07:21.882
13	1	4:51.964	3:34.863	40.745	36.356	170.5	36:46.280	29	3	1:40.130	20.890	42.451	36.789	273.0	1:09:02.012
14	1	1:37.963	21.341	40.268	36.354	262.9	38:24.243	30	3	1:38.877	20.783	41.407	36.687	273.7	1:10:40.889
15	1	1:37.240	20.550	40.597	36.093	264.2	40:01.483	31	3	1:40.181	20.723	42.220	37.238	273.7	1:12:21.070
16	1	5:08.838 B	21.984	43.498	4:03.356	267.5	45:10.321	32	3	3:24.241 B	20.821	42.163	2:21.257	273.7	1:15:45.311
17	1	3:10.524	1:51.895	41.269	37.360	183.4	48:20.845	33	3	1:55.339	36.754	41.712	36.873	184.1	1:17:40.650
18	1	1:40.605	21.282	41.945	37.378	264.2	50:01.450	34	3	1:39.889	20.643	42.058	37.188	274.4	1:19:20.539
19	1	1:38.398	20.874	40.991	36.533	264.8	51:39.848	35	3	1:39.304	20.836	41.658	36.810	270.2	1:20:59.843
20	1	1:38.256	20.803	40.938	36.515	266.8	53:18.104	36	3	1:38.752	20.723	41.452	36.577	272.3	1:22:38.595
21	1	5:24.749 B	21.509	43.337	4:19.903	266.8	58:42.853	37	3	3:04.438 B	20.798	45.395	1:58.245	270.9	1:25:43.033
22	1	1:53.389	35.437	41.572	36.380	191.4	1:00:36.242	38	1	1:54.481	37.423	40.825	36.233	184.4	1:27:37.514
23	1	1:39.222	20.807	41.808	36.607	265.5	1:02:15.464	39	1	1:41.742	20.414	42.394	38.934	273.0	1:29:19.256
24	1	4:56.433 B	21.662	45.206	3:49.565	268.2	1:07:11.897	40	1	1:41.079	22.169	42.431	36.479	265.5	1:31:00.335
25	2	2:06.943	42.404	45.890	38.649	182.8	1:09:18.840	41	1	1:37.129	20.331	40.009	36.789	273.7	1:32:37.464
26	2	1:44.399	21.908	43.805	38.686	265.5	1:11:03.239								
27	2	1:43.170	21.799	43.163	38.208	265.5	1:12:46.409								
28	2	1:42.646	21.502	42.575	38.569	266.8	1:14:29.055								
29	2	1:41.513	21.435	42.731	37.347	267.5	1:16:10.568								
30	2	1:41.153	21.328	42.233	37.592	266.2	1:17:51.721								
31	2	1:42.066	21.157	42.597	38.312	266.8	1:19:33.787								
32	2	1:41.374	20.931	42.968	37.475	267.5	1:21:15.161								
33	2	1:43.424	21.175	43.959	38.290	267.5	1:22:58.585								
34	2	4:36.955 B	21.493	42.794	3:32.668	264.2	1:27:35.540								
35	2	1:59.603	38.770	43.304	37.529	183.4	1:29:35.143								
36	2	1:42.419	21.328	43.099	37.992	266.8	1:31:17.562								
37	2	1:41.773	21.484	42.522	37.767	266.2	1:32:59.335								
38	2	1:43.136	21.747	43.628	37.761	268.2	1:34:42.471								

43		Newblood by Morand Racing			Morgan - Judd		
		1.Christian KLIEN	3.Romain BRANDELA	LMP2			
		2.Gary HIRSCH					
1	1	1:59.089	36.408	44.677	38.004	164.4	1:59.089
2	1	1:43.378	20.913	44.291	38.174	267.5	3:42.467
3	1	1:37.519	21.028	40.096	36.395	269.5	5:19.986
4	1	2:53.813 B	20.531	43.352	1:49.930	271.6	8:13.799
5	1	1:58.565	36.428	42.677	39.460	191.7	10:12.364
6	1	1:45.395	20.338	41.637	43.420	270.9	11:57.759
7	1	1:35.676	20.366	39.572	35.738	271.6	13:33.435
8	1	1:40.768	20.289	43.557	36.922	272.3	15:14.203
9	1	6:04.954 B	20.242	42.182	5:02.530	275.1	21:19.157
10	2	5:46.198	4:21.450	47.423	37.325		27:05.354
11	2	1:38.909	20.772	41.591	36.546	270.2	28:44.263
12	2	1:40.509	21.336	42.679	36.494	273.0	30:24.772
13	2	4:50.657 B	23.628	47.199	3:39.830	200.8	35:15.429
14	2	2:44.886	1:01.388	51.664	51.834	169.1	38:00.315
15	2	1:46.829	22.133	47.667	37.029	266.2	39:47.144
16	2	1:40.587	20.510	43.323	36.754	284.0	41:27.731
17	2	1:40.106	20.317	43.303	36.486	273.7	43:07.837
18	2	5:20.983 B	27.743	50.189	4:03.051	273.7	48:28.820
19	2	2:01.031	36.473	44.878	39.680	185.3	50:29.851
20	2	1:38.036	20.622	40.350	37.064	271.6	52:07.887
21	2	1:37.139	20.976	40.009	36.154	273.0	53:45.026
22	2	1:44.981	26.434	41.872	36.675	154.8	55:30.007

46		Thiriet by TDS Racing			Morgan - Nissan		
		1.Pierre THIRIET	3.Tristan GOMMENDY	LMP2			
		2.Ludovic BADEY					
1	2	2:04.617	39.792	46.517	38.308	178.8	2:04.617
2	2	1:40.407	21.650	41.631	37.126	264.8	3:45.024
3	2	1:37.846	20.742	40.598	36.506	270.2	5:22.870
4	2	1:38.848	20.709	41.540	36.599	269.5	7:01.718
5	2	1:40.683	22.814	41.244	36.625	271.6	8:42.401
6	2	1:41.137	20.804	43.152	37.181	269.5	10:23.538
7	2	1:37.504	20.536	40.349	36.619	269.5	12:01.042
8	2	2:53.700 B	20.708	40.370	1:52.622	269.5	14:54.742
9	3	1:57.176	36.579	43.552	37.045		16:51.918
10	3	2:18.502 B	20.925	45.690	1:11.887	270.2	19:10.420
11	3	7:40.123	6:17.681	42.154	40.288		26:50.542
12	3	1:38.892	21.351	41.403	36.138	266.8	28:29.434
13	3	1:39.933	20.653	41.764	37.516	270.9	30:09.367
14	3	2:24.842 B	22.037	57.596	1:05.209	271.6	32:34.209
15	3	4:21.758	3:03.069	42.127	36.562	188.3	36:55.967
16	3	1:38.416	20.720	41.006	36.690	269.5	38:34.383
17	3	1:38.838	20.721	41.386	36.731	271.6	40:13.221
18	3	1:37.916	20.485	40.690	36.741	271.6	41:51.137
19	3	5:32.028 B	20.674	1:02.648	4:08.706	272.3	47:23.165
20	3	1:53.687	35.399	42.188	36.100	191.0	49:16.852
21	3	1:39.109	20.796	41.791	36.522	273.0	50:55.961
22	3	1:37.249	20.316	40.689	36.244	271.6	52:33.210
23	3	1:40.606	20.910	43.391	36.305	273.0	54:13.816
24	3	1:37.990	20.161	41.059	36.770	272.3	55:51.806
25	3	1:38.133	20.189	39.661	38.283	272.3	57:29.939
26	3	1:36.263	20.400	40.004	35.859	270.9	59:06.202
27	3	1:40.305	21.084	41.423	37.798	273.0	1:00:46.507
28	3	5:16.565 B	20.127	43.629	4:12.809	272.3	1:06:03.072
29	3	1:56.974	35.671	43.820	37.483	189.6	1:08:00.046
30	3	1:38.432	21.002	41.358	36.072	269.5	1:09:38.478
31	3	1:35.827	20.111	39.986	35.730	272.3	1:11:14.305
32	3	1:38.555	20.682	41.766	36.107	273.7	1:12:52.860
33	3	2:57.406 B	20.238	39.719	1:57.449	272.3	1:15:50.266
34	1	1:53.841	36.006	41.094	36.741	191.4	1:17:44.107
35	1	1:39.132	21.127	41.108	36.897	273.0	1:19:23.239



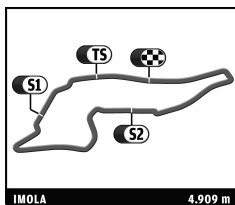
EUROPEAN LE MANS SERIES

4 HOURS OF IMOLA

Free Practice 2

Sector Analysis

							■ Personal Best ■ Session Best ■ Crossing the finish line in pit lane													
Lap	D	Time	Sector 1	Sector 2	Sector 3	T. Spd	Elapsed	Lap	D	Time	Sector 1	Sector 2	Sector 3	T. Spd	Elapsed					
24	1	1:45.541	21.889	44.607	39.045	273.0	1:05:48.523	1	1	3:03.591	1:24.970	55.343	43.278	167.5	3:03.591					
25	1	1:45.317	22.004	44.726	38.587	274.4	1:07:33.840	2	1	1:59.699	25.057	52.740	41.902	264.2	5:03.290					
26	1	2:05.949	21.965	45.904	58.080	269.5	1:09:39.789	3	1	1:56.763	25.258	49.899	41.606	241.4	7:00.053					
27	2	2:52.934	1:29.055	45.284	38.595	182.5	1:12:32.723	4	1	1:56.288	24.861	49.823	41.604	267.5	8:56.341					
28	2	1:42.335	21.471	43.134	37.730	274.4	1:14:15.058	5	1	1:57.635	25.758	50.837	41.040	243.6	10:53.976					
29	2	1:42.112	21.331	43.020	37.761	275.1	1:15:57.170	6	1	4:42.305	25.012	48.031	3:29.262	248.7	15:36.281					
30	2	1:42.643	21.823	42.757	38.063	276.6	1:17:39.813	7	1	6:47.999	40.961	52.208	5:14.830	168.0	22:24.280					
31	2	1:45.803	21.332	44.096	40.375	276.6	1:19:25.616	8	1	5:17.540	3:44.359	50.456	42.725	169.9	27:41.819					
32	2	1:42.231	21.303	42.665	38.263	276.6	1:21:07.847	9	1	1:55.454	24.745	50.291	40.418	268.2	29:37.273					
33	2	4:01.735	21.200	2:39.915	1:00.620	276.6	1:25:09.582	10	1	5:35.458	25.389	49.717	4:20.352	232.9	35:12.731					
34	3	3:30.541	2:04.885	45.335	40.321	183.1	1:28:40.123	11	1	2:30.684	59.290	49.843	41.551	177.3	37:43.415					
35	3	1:44.444	21.433	45.043	37.968	275.1	1:30:24.567	12	1	1:54.668	24.886	47.974	41.808	266.2	39:38.083					
36	3	1:41.938	21.299	43.207	37.432	275.1	1:32:06.505	13	1	1:53.733	24.068	48.965	40.700	264.2	41:31.816					
37	3	1:41.804	21.231	43.322	37.251	277.3	1:33:48.309	14	1	1:52.294	23.129	47.982	41.183	268.2	43:24.110					
56		AT Racing		1. Alexander TALKANITSA JR		3. Pierre KAFFER		Ferrari F458 Italia LMGT2												
				2. Alexander TALKANITSA																
1	3	2:32.937	57.037	53.378	42.522	140.3	2:32.937	15	1	4:45.330	34.673	57.529	3:13.128	135.5	48:09.440					
2	3	1:53.821	25.472	49.291	39.058	221.2	4:26.758	16	3	2:11.999	44.228	47.599	40.172	138.8	50:21.439					
3	3	1:44.815	22.213	44.540	38.062	274.4	6:11.573	17	3	1:46.083	22.204	44.979	38.900	266.8	52:07.522					
4	3	1:45.355	21.557	45.905	37.893	273.7	7:56.928	18	3	1:45.457	22.310	44.683	38.644	268.2	53:52.979					
5	3	1:43.625	21.396	44.368	37.861	275.8	9:40.553	19	3	1:45.033	22.005	44.634	38.394	268.9	55:38.012					
6	3	2:10.587	21.617	47.963	1:01.007	276.6	11:51.140	20	3	1:44.448	21.918	44.271	38.259	270.2	57:22.460					
7	3	4:45.178	3:16.842	46.896	41.440	173.2	16:36.318	21	3	6:26.575	21.923	44.703	5:19.949	271.6	1:03:49.035					
8	3	2:14.468	22.312	46.103	1:06.053		18:50.786	22	3	2:05.951	38.222	49.035	38.694	166.2	1:05:54.986					
9	2	9:13.209	7:45.586	47.514	40.109		28:03.994	23	3	1:44.241	21.998	43.999	38.244	268.9	1:07:39.227					
10	2	1:50.847	24.761	46.838	39.248	274.4	29:54.841	24	3	1:48.454	21.929	44.510	42.015	270.9	1:09:27.681					
11	2	2:29.154	22.147	52.077	1:14.930	275.8	32:23.995	25	3	1:44.125	21.893	44.251	37.981	269.5	1:11:11.806					
12	2	4:40.734	3:13.611	47.523	39.600	170.5	37:04.729	26	3	4:45.100	22.816	47.405	3:34.879	269.5	1:15:56.906					
13	2	6:07.840	22.053	4:38.650	1:07.137	276.6	43:12.569	27	2	2:04.244	37.805	47.278	39.161	159.0	1:18:01.150					
14	1	8:09.861	6:45.718	45.385	38.758	185.3	51:22.430	28	2	1:45.618	22.027	44.676	38.915	268.9	1:19:46.768					
15	1	1:45.599	21.835	44.326	39.438	271.6	53:08.029	29	2	1:45.278	21.988	44.342	38.948	268.9	1:21:32.046					
16	1	1:46.088	23.106	44.654	38.328	253.5	54:54.117	30	2	1:44.623	21.860	44.193	38.570	269.5	1:23:16.669					
17	1	1:44.662	21.566	43.944	39.152	275.1	56:38.779	31	2	3:11.659	21.686	44.036	2:05.937	271.6	1:26:28.328					
18	1	1:44.884	21.735	44.928	38.221	275.1	58:23.663	32	2	2:06.749	37.533	46.244	42.972	149.8	1:28:35.077					
19	1	1:42.815	21.453	43.307	38.055	275.8	1:00:06.478	33	2	1:43.963	21.842	43.860	38.261	269.5	1:30:19.040					
20	1	1:58.973	21.521	43.169	54.283	275.8	1:02:05.451	34	2	1:50.181	21.643	49.605	38.933	271.6	1:32:09.221					
21	2	3:13.475	1:48.922	45.549	39.004	177.6	1:05:18.926	35	2	1:42.940	21.443	43.490	38.007	273.0	1:33:52.161					
22	2	1:45.799	22.073	44.985	38.741	276.6	1:07:04.725													
23	2	1:46.903	21.954	45.462	39.487	277.3	1:08:51.628													
24	2	1:45.139	21.959	44.751	38.429	276.6	1:10:36.767													
25	2	1:45.321	22.032	44.472	38.817	276.6	1:12:22.088													
26	2	1:45.962	21.769	45.312	38.881	277.3	1:14:08.050													
27	2	1:44.744	21.764	44.715	38.265	275.1	1:15:52.794													
28	2	1:44.301	21.862	44.119	38.320	276.6	1:17:37.095													
29	2	1:45.462	21.748	44.311	39.403	275.8	1:19:22.557													
30	2	2:01.543	21.935	44.797	54.811	276.6	1:21:24.100													
31	3	3:18.316	1:44.927	52.756	40.633	181.8	1:24:42.416													
32	3	1:43.871	21.821	43.641	38.409	275.8	1:26:26.287													
33	3	1:43.975	22.074	44.384	37.517	276.6	1:28:10.262													
34	3	1:41.636	21.319	43.042	37.275	277.3	1:29:51.898													
35	3	1:42.108	21.121	42.776	38.211	277.3	1:31:34.006													
36	3	1:41.414	21.281	42.940	37.193	275.1	1:33:15.420													
37	3	2:01.685	21.239	44.999	55.447	277.3	1:35:17.105													
57		SMP Racing		1. Boris ROTENBERG		3. Maurizio MEDIANI		Ferrari F458 Italia GT3 GTC												
				2. Mika SALO																
58		Team Sofrey-ASP		1. Fabien BARTHEZ		3. Soheil AYARI		Ferrari F458 Italia LMGT2												
				2. Anthony PONS																
1	1	2:36.442	53.148	55.055	48.239	121.0	2:36.442	1	1	3:03.591	1:24.970	55.343	43.278	167.5	3:03.591					
2	1	3:34.983	25.533	50.236	2:19.214	195.6	6:11.425	2	1	1:59.699	25.057	52.740	41.902	264.2	5:03.290					
3	1	2:13.367	39.990	48.747	44.630	134.1	8:24.792	3	1	1:56.763	25.258	49.899	41.606	241.4	7:00.053					
4	1	5:22.650	30.079	55.859	3:56.712	270.9	13:47.442	4	1	1:56.288	24.861	49.823	41.604	267.5	8:56.341					
5	1	2:15.906	43.558	51.115	41.233	134.1	16:03.348	5	1	1:57.635	25.758	50.837	41.040	243.6	10:53.976					
6	1	11:29.991	22.404	1:53.566	9:14.021	271.6	27:33.338	6	1	4:42.305	25.012	48.031	3:29.262	248.7	15:36.281					
7	1	2:16.896	44.324	51.130	41.442	155.5	29:50.234	7	1	6:47.999	40.961	52.208	5:14.830	168.0	22:24.280					
8	1	4:41.098	23.645	53.617	3:23.836	262.2	34:31.332	8	1	5:17.540	3:44.359	50.456	42.725	169.9	27:41.819					
9	1	2:59.053	1:24.946	51.806	42.301	165.7	37:30.385	9	1	1:55.454	24.745	50.291	40.418	268.2	29:37.273					
10	1	1:53.266	23.973	48.417	40.876	254.1	39:23.651	10	1	5:35.458	25.389	49.717	4:20.352	232.9	35:12.731					
11	1	1:52.011	23.913	48.389	39.709	266.2	41:15.662	11	1	2:30.684	59.290	49.843	41.551	177.3	37:43.415					
12	1	1:48.116	22.838	46.091	39.187	271.6	43:03.778	12	1	1:54.668	24.886	47.974	41.808	266.2	39:38.083					
13	1	4:54.253	28.562	49.535	3:36.156	236.5	47:58.031	13	1	1:53.733	24.068	48.965	40.700	264.2	41:31.816					
14	1	2:06.861	38.725	47.500	40.636	179.4	50:04.892	14	1	1:52.294	23.129	47.982	41.183	268.2	43:24.110					
15	1	1:49.854	23.381	46.707	39.766	271.6	51:54.746	15	1	4:45.330	34.673	57.529	3:13.128	135.5	48:09.440					
16	1	1:49.884	22.404	47.574	39.906	272.3	53:44.630	16	3	2:11.999	44.228	47.599	40.172	138.8	50:21.439					
17	1	1:49.656	24.515	46.065	39.076	210.3	55:34.286	17	3	1:46.083	22.204	44.979	38.900	266.8	52:07.522					
18	1	1:45.841	22.069	44.947	38.825	272.3	57:20.127	18	3	1:45.457	22.310	44.683	38.644	268.2	53:52.979					
19	1	1:45.214	21.917	44.493	38.804	271.6	59:05.341	19	3	1:45.033	22.005	44.634	38.394	268.9	55:38.012					



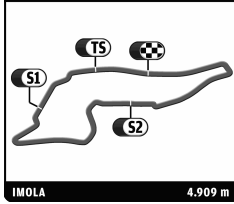
EUROPEAN LE MANS SERIES

4 HOURS OF IMOLA

Free Practice 2

Sector Analysis

Lap	D	Time	Sector 1	Sector 2	Sector 3	T. Spd	Elapsed	Lap	D	Time	Sector 1	Sector 2	Sector 3	T. Spd	Elapsed
17	3	1:47.941	22.265	45.392	40.284	268.9	52:58.753								
18	3	1:48.274	22.328	46.163	39.783	269.5	54:47.027								
19	3	2:11.900 B	22.364	48.786	1:00.750	269.5	56:58.927								
20	2	4:06.130	2:33.888	51.028	41.214	169.4	1:01:05.057								
21	2	1:51.649	22.948	48.059	40.642	268.9	1:02:56.706								
22	2	1:56.281	23.786	48.387	44.108	242.5	1:04:52.987								
23	2	1:50.378	22.975	47.182	40.221	266.8	1:06:43.365								
24	2	1:50.608	22.533	48.108	39.967	268.9	1:08:33.973								
25	2	1:50.338	22.708	46.861	40.769	268.9	1:10:24.311								
26	2	1:49.507	22.300	47.359	39.848	269.5	1:12:13.818								
27	2	1:48.605	22.338	46.503	39.764	269.5	1:14:02.423								
28	2	2:10.836 B	22.693	48.378	59.765	266.8	1:16:13.259								
29	1	4:59.063	3:25.116	51.038	42.909	133.6	1:21:12.322								
30	1	1:46.244	22.166	45.208	38.870	269.5	1:22:58.566								
31	1	1:46.444	22.559	44.935	38.950	261.6	1:24:45.010								
32	1	1:45.957	21.958	45.042	38.957	270.9	1:26:30.967								
33	1	2:54.640	21.983	1:53.163	39.494	271.6	1:29:25.607								
34	1	1:45.364	22.007	44.813	38.544	271.6	1:31:10.971								
35	1	1:45.390	21.900	44.728	38.762	271.6	1:32:56.361								
<div style="display: flex; justify-content: space-between; align-items: center;"> <div style="border: 1px solid black; padding: 5px;"> 63 AF Corse 1.Mads RASMUSSEN 2.Ilya MELNIKOV </div> <div style="text-align: right;"> Ferrari F458 Italia GT3 GTC </div> </div>															
1	1	3:55.982	2:12.451	54.653	48.878	148.5	3:55.982								
2	1	1:58.442	24.942	50.376	43.124	232.4	5:54.424								
3	1	1:51.653	23.224	48.127	40.302	266.2	7:46.077								
4	1	1:51.418	22.599	47.490	41.329	268.2	9:37.495								
5	1	1:48.968	22.458	47.101	39.409	270.9	11:26.463								
6	1	1:51.430	22.590	49.005	39.835	271.6	13:17.893								
7	1	1:49.417	22.842	47.123	39.452	270.9	15:07.310								
8	1	1:51.112	22.313	46.607	42.192		16:58.422								
9	1	9:05.683 B	23.181	52.658	7:49.844		26:04.104								
10	1	2:09.661	41.404	47.938	40.319		28:13.765								
11	1	1:47.651	22.545	45.646	39.460	267.5	30:01.416								
12	1	6:23.893 B	22.593	53.411	5:07.889	268.2	36:25.309								
13	2	2:11.410	44.347	47.022	40.041	171.3	38:36.719								
14	2	1:47.747	22.363	46.229	39.155	268.9	40:24.466								
15	2	1:47.165	22.234	45.906	39.025	268.2	42:11.631								
16	2	2:16.882 B	24.631	46.481	1:05.770	270.2	44:28.513								
17	2	6:36.911	5:13.009	45.213	38.689	167.8	51:05.424								
18	2	1:48.441	22.026	45.483	40.932	268.2	52:53.865								
19	2	1:47.345	21.957	45.763	39.625	270.2	54:41.210								
20	2	1:45.539	22.114	44.871	38.554	270.9	56:26.749								
21	2	1:45.331	22.270	44.633	38.428	269.5	58:12.080								
22	2	2:08.222 B	22.016	47.606	58.600	270.9	1:00:20.302								
23	2	9:01.930	7:37.443	45.447	39.040	138.8	1:09:22.232								
24	2	1:45.521	22.219	44.851	38.451	267.5	1:11:07.753								
25	2	1:45.182	22.037	44.806	38.339	268.9	1:12:52.935								
26	2	1:44.788	21.978	44.371	38.439	270.9	1:14:37.723								
27	2	2:08.384 B	22.034	44.607	1:01.743	270.9	1:16:46.107								
28	1	3:20.019	1:52.669	47.530	39.820	167.0	1:20:06.126								
29	1	1:48.421	22.269	46.498	39.654	270.9	1:21:54.547								
30	1	1:47.981	22.688	45.767	39.526	269.5	1:23:42.528								
31	1	1:47.097	22.376	45.344	39.377	268.2	1:25:29.625								
32	1	1:48.722	22.271	46.852	39.599	269.5	1:27:18.347								
33	1	2:08.347 B	22.518	45.827	1:00.002	270.2	1:29:26.694								
<div style="display: flex; justify-content: space-between; align-items: center;"> <div style="border: 1px solid black; padding: 5px;"> 65 AF Corse 1.Peter MANN 2.Lorenzo CASÉ </div> <div style="text-align: right;"> Ferrari F458 Italia LMGTE </div> </div>															
1	2	2:50.807	1:06.723	56.414	47.670	169.1	2:50.807								
2	2	2:05.570	27.552	53.874	44.144	218.5	4:56.377								
3	2	2:12.753 B	22.308	47.764	1:02.681	269.5	7:09.130								
4	2	3:39.105	2:14.000	46.325	38.780	177.9	10:48.235								
5	2	1:44.481	21.901	44.166	38.414	271.6	12:32.716								
6	2	1:43.441	21.806	43.547	38.088	273.7	14:16.157								
7	2	1:44.292	21.631	44.126	38.535	273.7	16:00.449								
8	2	1:46.137	21.875	44.827	39.435		17:46.586								
9	2	2:22.811 B	25.933	51.727	1:05.151		20:09.397								
10	2	7:38.551	6:11.926	44.683	41.942		27:47.947								
11	2	1:43.464	21.628	43.597	38.239	273.0	29:31.411								
12	2	2:20.430 B	21.397	46.721	1:12.312	275.8	31:51.841								
13	2	5:14.759	3:52.292	44.281	38.186	183.4	37:06.600								
14	2	1:45.560	21.394	44.170	39.996	275.8	38:52.160								
15	2	1:42.392	21.478	43.102	37.812	275.8	40:34.552								
16	2	2:08.464 B	22.268	46.708	59.488	275.8	42:43.016								
17	1	5:56.498	4:23.899	49.832	42.767	151.1	48:39.514								
18	1	1:54.282	23.769	49.356	41.157	265.5	50:33.796								
19	1	1:52.604	23.352	47.351	41.901	270.2	52:26.400								
20	1	1:53.546	23.443	49.069	41.034	272.3	54:19.946								
21	1	1:54.501	23.694	49.464	41.343	264.8	56:14.447								
22	1	1:50.845	23.610	47.278	39.957	254.1	58:05.292								
23	1	1:52.977	24.784	46.554	41.639	254.1	59:58.269								
24	1	1:50.315	23.373	47.141	39.801	262.2	1:01:48.584								
25	1	1:49.907	23.106	47.033	39.768	271.6	1:03:38.491								
26	1	1:48.418	22.970	46.102	39.346	273.7	1:05:26.909								
27	1	1:48.299	22.755	46.244	39.300	273.7	1:07:15.208								
28	1	1:49.733	22.698	47.609	39.426	273.0	1:09:04.941								
29	1	1:48.570	22.480	46.863	39.227	273.0	1:10:53.511								
30	1	2:10.720 B	23.877	48.701	58.142	266.2	1:13:04.231								
31	3	3:22.063	1:59.536	44.255	38.272	182.8	1:16:26.294								
32	3	1:43.068	21.381	43.278	38.409	275.1	1:18:09.362								
33	3	2:02.975 B	22.292	43.448	57.235	264.2	1:20:12.337								
34	3	3:30.035	2:06.985	44.632	38.418	183.7	1:23:42.372								
35	3	1:40.966	21.139	42.476	37.351	275.8	1:25:23.338								
36	3	1:48.030	21.122	46.576	40.332	275.8	1:27:11.368								
37	3	1:43.741	21.120	42.537	40.084	275.8	1:28:55.109								
38	3	1:49.442	21.353	47.508	40.581	276.6	1:30:44.551								
39	3	1:41.025	21.098	42.413	37.514	276.6	1:32:25.576								
40	3	2:18.325 B	21.141	52.375	1:04.809	276.6	1:34:43.901								
<div style="display: flex; justify-content: space-between; align-items: center;"> <div style="border: 1px solid black; padding: 5px;"> 66 JMW Motorsport 1.Daniel MCKENZIE 2.George RICHARDSON </div> <div style="text-align: right;"> Ferrari F458 Italia LMGTE </div> </div>															
1	3	2:30.384	1:00.455	48.776	41.153	143.3	2:30.384								
2	3	4:31.949 B	23.319	44.845	3:23.785	252.3	7:02.333								
3	3	2:02.608	38.537	45.325	38.746	141.4	9:04.941								
4	3	1:52.114	21.445	52.360	38.309	274.4	10:57.055								
5	3	1:47.258	21.837	45.088	40.333	275.8	12:44.313								
6	3	1:43.712	21.412	44.499	37.801	275.1	14:28.025								
7	3	1:43.162	21.514	43.895	37.753	275.1	16:11.187								
8	3	4:46.893 B	21.527	43.301	3:42.065	275.8	20:58.080								
9	1	6:03.752	4:37.619	45.927	40.206	175.5	27:01.831								
10	1	1:48.352	22.585	45.470	40.297	272.3	28:50.183								
11	1	5:47.784 B	22.422	45.149	4:40.213	273.0	34:37.967								



EUROPEAN LE MANS SERIES

4 HOURS OF IMOLA

Free Practice 2

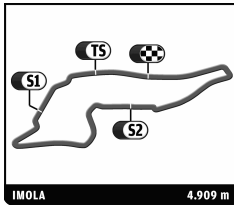
Sector Analysis

Personal Best							Session Best							B Crossing the finish line in pit lane									
Lap	D	Time	Sector 1	Sector 2	Sector 3	T. Spd	Elapsed	Lap	D	Time	Sector 1	Sector 2	Sector 3	T. Spd	Elapsed	Lap	D	Time	Sector 1	Sector 2	Sector 3	T. Spd	Elapsed
12	1	2:46.201	1:18.962	47.578	39.661	179.1	37:24.168	27	1	1:47.293	22.404	45.597	39.292	272.3	1:07:02.723								
13	1	1:47.284	22.349	45.769	39.166	270.9	39:11.452	28	1	3:25.056 B	22.571	46.560	2:15.925	273.7	1:10:27.779								
14	1	1:46.648	22.014	45.529	39.105	271.6	40:58.100	29	2	2:10.307	41.362	48.169	40.776	168.3	1:12:38.086								
15	1	1:47.688	22.474	46.410	38.804	252.9	42:45.788	30	2	1:49.977	22.556	46.734	40.687	273.0	1:14:28.063								
16	1	3:33.499 B	23.215	49.433	2:20.851	270.9	46:19.287	31	2	1:49.151	22.406	46.630	40.115	272.3	1:16:17.214								
17	2	2:20.842	52.739	47.472	40.631	185.3	48:40.129	32	2	1:48.971	22.545	46.096	40.330	273.0	1:18:06.185								
18	2	1:49.812	23.271	46.529	40.012	272.3	50:29.941	33	2	1:48.243	22.256	46.070	39.917	275.1	1:19:54.428								
19	2	1:47.645	22.740	45.368	39.537	237.1	52:17.586	34	2	1:48.762	22.284	45.092	41.386	274.4	1:21:43.190								
20	2	1:48.333	22.490	45.875	39.968	268.9	54:05.919	35	2	1:47.375	22.263	45.297	39.815	273.0	1:23:30.565								
21	2	1:47.066	22.787	45.312	38.967	235.0	55:52.985	36	2	1:47.605	22.425	45.849	39.331	274.4	1:25:18.170								
22	2	1:45.481	22.189	44.557	38.735	264.8	57:38.466	37	2	1:47.781	22.576	45.761	39.444	266.2	1:27:05.951								
23	2	1:45.505	22.075	44.624	38.806	267.5	59:23.971	38	2	1:46.424	22.176	45.016	39.232	271.6	1:28:52.375								
24	2	1:46.192	21.808	45.301	39.083	275.1	1:01:10.163	39	2	1:47.383	22.424	45.191	39.768	274.4	1:30:39.758								
25	2	1:46.658	22.103	44.791	39.764	272.3	1:02:56.821	40	2	1:46.820	21.970	44.983	39.867	273.7	1:32:26.578								
26	2	6:31.503 B	22.259	45.541	5:23.703	263.5	1:09:28.324	41	2	1:48.407	22.294	45.842	40.271	275.1	1:34:14.985								
27	3	2:02.450	38.922	44.791	38.737	183.4	1:11:30.774																
28	3	1:41.858	21.499	42.807	37.552	273.0	1:13:12.632																
29	3	1:41.132	21.205	42.451	37.476	274.4	1:14:53.764																
30	3	3:28.506 B	21.169	44.038	2:23.299	275.8	1:18:22.270																
31	1	2:02.297	38.275	44.390	39.632	171.0	1:20:24.567																
32	1	1:45.724	22.523	44.201	39.000	256.5	1:22:10.291																
33	1	1:46.135	21.669	45.243	39.223	275.1	1:23:56.426																
34	1	1:45.479	21.535	44.144	39.800	277.3	1:25:41.905																
35	1	1:44.000	21.519	43.771	38.710	276.6	1:27:25.905																
36	1	1:43.971	21.711	43.615	38.645	275.8	1:29:09.876																
37	1	1:44.814	21.886	44.572	38.356	277.3	1:30:54.690																
38	1	1:42.770	21.594	43.150	38.026	276.6	1:32:37.460																
39	1	1:44.222	21.618	43.288	39.316	275.8	1:34:21.682																

71 SMP Racing							Ferrari F458 Italia GT3						
1.Kirill LADYGIN							3.Luca PERSIANI						
2.Aleksey BASOV							GTC						
1	1	1:39.691 B					1:39.691						
2	3	2:06.990	39.041	48.388	39.561	175.8	3:46.681						
3	3	1:46.725	22.208	45.054	39.463	270.9	5:33.406						
4	3	1:43.686	21.747	43.759	38.180	271.6	7:17.092						
5	3	1:44.402	21.703	44.317	38.382	273.0	9:01.494						
6	3	1:44.735	21.619	45.005	38.111	273.0	10:46.229						
7	3	1:43.563	21.472	44.102	37.989	273.0	12:29.792						
8	3	4:42.129 B	21.616	43.780	3:36.733	272.3	17:11.921						
9	2	4:53.104 B	41.117	51.676	3:20.311	175.2	22:05.025						
10	2	5:13.266	3:45.105	48.157	40.004	177.3	27:18.290						
11	2	1:46.838	22.232	45.370	39.236	269.5	29:05.128						
12	2	5:29.702 B	21.992	44.938	4:22.772	270.9	34:34.830						
13	2	2:46.761	1:21.161	45.826	39.774	173.0	37:21.591						
14	2	1:49.332	23.277	46.880	39.175	254.7	39:10.923						
15	2	1:46.976	22.107	45.634	39.235	270.9	40:57.899						
16	2	1:49.036	22.308	46.646	40.082	270.9	42:46.935						
17	2	4:16.712 B	23.024	49.016	3:04.672	270.2	47:03.647						
18	2	2:03.817	38.262	46.244	39.311	179.1	49:07.464						
19	2	1:45.669	22.091	44.862	38.716	268.9	50:53.133						
20	2	1:45.263	21.995	44.507	38.761	269.5	52:38.396						
21	2	1:45.545	22.495	44.372	38.678	270.2	54:23.941						
22	2	5:14.917 B	21.900	45.498	4:07.519	270.9	59:38.858						
23	1	2:08.512	39.465	48.036	41.011	178.2	1:01:47.370						
24	1	19:47.379 B	24.662	1:55.072	...	267.5	1:21:34.749						
25	1	2:15.086	41.554	51.125	42.407	171.8	1:23:49.835						
26	1	1:49.700	23.556	46.689	39.455	268.9	1:25:39.535						
27	1	1:43.176	21.528	43.324	38.324	271.6	1:27:22.711						
28	1	1:44.176	21.641	43.656	38.879	271.6	1:29:06.887						
29	1	1:42.791	21.518	43.212	38.061	273.0	1:30:49.678						
30	1	1:43.071	21.389	43.844	37.838	273.7	1:32:32.749						

67 IMSA Performance Matmut							Porsche 911 GT3 RSR						
1.Erik MARIS							3.Eric HELARY						
2.Jean-Marc MERLIN							LMGTE						
1	3	2:21.382	53.929	48.682	38.771	147.9	2:21.382						
2	3	1:44.631	22.062	44.073	38.496	269.5	4:06.013						
3	3	1:43.394	21.666	43.660	38.068	271.6	5:49.407						
4	3	1:46.418	21.746	46.342	38.330	272.3	7:35.825						
5	3	1:44.508	22.045	44.268	38.195	270.2	9:20.333						
6	3	1:58.095	21.582	51.825	44.688	273.0	11:18.428						
7	3	1:44.151	21.520	44.339	38.292	272.3	13:02.579						
8	3	3:57.307 B	22.525	44.488	2:50.294	249.9	16:59.886						
9	3	2:52.337 B	37.190	52.089	1:23.058		19:52.223						
10	3	7:03.866	5:38.352	45.694	39.820		26:56.088						
11	3	1:44.869	22.916	43.909	38.044		28:40.957						
12	3	5:38.422 B	26.283	47.729	4:24.410	273.7	34:19.379						
13	3	2:56.172	1:30.452	45.751	39.969	178.2	37:15.551						
14	3	1:43.694	21.540	44.112	38.042	275.1	38:59.245						
15	3	1:42.872	21.463	43.488	37.921	274.4	40:42.117						
16	3	5:57.413 B	21.594	44.534	4:51.285	276.6	46:39.530						
17	1	2:10.309	40.481	48.919	40.909	139.9	48:49.839						
18	1	1:50.337	22.995	46.657	40.685	273.0	50:40.176						
19	1	1:49.617	22.717	46.050	40.850	270.2	52:29.793						
20	1	1:51.402	24.470	46.894	40.038	271.6	54:21.195						
21	1	1:49.668	23.150	46.509	40.009	273.7	56:10.863						
22	1	1:48.906	22.449	46.639	39.818	273.7	57:59.769						
23	1	1:47.921	22.445	45.782	39.694	274.4	59:47.690						
24	1	1:47.780	22.506	45.892	39.382	272.3	1:01:35.470						
25	1	1:48.592	22.723	46.084	39.785	273.7	1:03:24.062						
26	1	1:51.368	23.023	47.289	41.056	261.6	1:05:15.430						

72 SMP Racing							Ferrari F458 Italia						
1.Andrea BERTOLINI							3.Sergey ZLOBIN						
2.Viktor SHAITAR							LMGTE						
1	2	2:45.468	1:07.975	55.128	42.365	155.7	2:45.468						
2	2	1:48.032	22.424	45.205	40.403	268.9	4:33.500						
3	2	1:45.488	21.981	43.986	39.521	273.0	6:18.988						
4	2	1:45.245	21.785	44.953	38.507	275.1	8:04.233						
5	2	1:45.705	22.614	44.866	38.225	279.5	9:49.938						
6	2	1:43.377	21.610	43.792	37.975	275.8	11:33.315						



EUROPEAN LE MANS SERIES

4 HOURS OF IMOLA

Free Practice 2

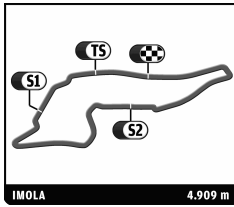
Sector Analysis

■ Personal Best
 ■ Session Best
 ■ Crossing the finish line in pit lane

Lap	D	Time	Sector 1	Sector 2	Sector 3	T. Spd	Elapsed	Lap	D	Time	Sector 1	Sector 2	Sector 3	T. Spd	Elapsed
7	2	1:47.437	21.420	46.302	39.715	276.6	13:20.752	21	2	1:44.731	21.716	44.169	38.846	272.3	52:34.707
8	2	1:42.743	21.519	43.325	37.899	276.6	15:03.495	22	2	1:46.761	21.733	44.932	40.096	273.7	54:21.468
9	2	1:43.697	21.574	44.268	37.855	276.6	16:47.192	23	2	1:45.067	22.105	44.660	38.302	278.0	56:06.535
10	2	5:53.297 B	22.464	48.363	4:42.470	275.1	22:40.489	24	2	1:44.750	21.650	44.688	38.412	272.3	57:51.285
11	2	4:54.269	3:29.048	46.572	38.649	183.4	27:34.757	25	2	1:45.331	21.644	45.243	38.444	273.7	59:36.616
12	2	1:45.317	21.665	43.665	39.987	275.1	29:20.074	26	2	1:44.094	21.695	44.086	38.313	273.0	1:01:20.710
13	2	6:20.900 B	21.548	45.922	5:13.430	273.7	35:40.974	27	2	1:44.404	21.702	44.010	38.692	274.4	1:03:05.114
14	3	2:06.006	39.520	46.760	39.726	182.5	37:46.980	28	2	4:44.385 B	23.441	46.152	3:34.792	228.4	1:07:49.499
15	3	1:49.041	21.949	47.570	39.522	275.1	39:36.021	29	1	2:07.540	38.145	50.071	39.324	180.9	1:09:57.039
16	3	1:46.393	22.218	45.559	38.616	270.2	41:22.414	30	1	1:48.611	22.227	45.893	40.491	271.6	1:11:45.650
17	3	1:45.474	21.851	44.998	38.625	275.8	43:07.888	31	1	1:44.915	21.733	44.597	38.585	273.7	1:13:30.565
18	3	6:54.820 B	28.540	50.031	5:36.249	259.0	50:02.708	32	1	1:45.463	21.734	45.325	38.404	273.0	1:15:16.028
19	3	2:10.225	37.151	46.857	46.217	184.1	52:12.933	33	1	1:44.147	21.638	43.990	38.519	278.0	1:17:00.175
20	3	1:45.580	22.133	44.728	38.719	273.0	53:58.513	34	1	1:47.414	21.738	44.713	40.963	275.1	1:18:47.589
21	3	1:45.143	21.834	44.709	38.600	273.7	55:43.656	35	1	1:44.563	21.756	44.003	38.804	270.2	1:20:32.152
22	3	1:46.858	21.681	45.608	39.569	275.8	57:30.514	36	1	1:54.532	21.618	46.944	45.970	276.6	1:22:26.684
23	3	1:44.948	22.231	44.192	38.525	266.2	59:15.462	37	1	1:46.850	21.854	46.494	38.502	274.4	1:24:13.534
24	3	1:45.028	21.796	44.661	38.571	275.1	1:01:00.490	38	1	1:44.144	21.714	44.028	38.402	279.5	1:25:57.678
25	3	1:45.615	22.317	44.659	38.639	274.4	1:02:46.105	39	1	3:06.041 B	22.931	45.723	1:57.387	278.0	1:29:03.719
26	3	1:44.643	21.628	44.791	38.224	273.0	1:04:30.748	40	1	2:01.265	37.277	45.420	38.568	183.1	1:31:04.984
27	3	1:44.104	21.434	44.393	38.277	275.1	1:06:14.852	41	1	1:44.719	21.917	44.291	38.511	275.1	1:32:49.703
28	3	1:45.235	22.138	44.500	38.597	278.0	1:08:00.087								
29	3	4:18.497 B	21.979	44.537	3:11.981	275.1	1:12:18.584								
30	1	4:39.905 B	39.144	44.852	3:15.909	183.7	1:16:58.489								
31	1	2:01.756	37.159	45.229	39.368	183.1	1:19:00.245								
32	1	1:42.066	21.438	42.785	37.843	275.1	1:20:42.311								
33	1	1:40.977	21.202	42.460	37.315	275.8	1:22:23.288								
34	1	2:03.168	21.396	53.584	48.188	278.0	1:24:26.456								
35	1	1:43.622	21.118	43.463	39.041	277.3	1:26:10.078								
36	1	1:40.943	21.135	42.513	37.295	276.6	1:27:51.021								
37	1	1:40.620	21.061	42.267	37.292	275.8	1:29:31.641								
38	1	1:42.638	21.142	43.599	37.897	278.0	1:31:14.279								
39	1	1:49.556	21.175	43.346	45.035	277.3	1:33:03.835								
40	1	1:44.054	21.129	43.243	39.682	277.3	1:34:47.889								

73		SMP Racing		Ferrari F458 Italia GT3			
1.Olivier BERETTA		3.Anton LADYGIN		GTC			
2.David MARKOZOV							
1	3	2:44.492	1:12.479	50.961	41.052	178.8	2:44.492
2	3	1:47.287	22.486	45.756	39.045	270.2	4:31.779
3	3	1:45.818	22.076	45.064	38.678	273.7	6:17.597
4	3	1:46.434	21.782	45.839	38.813	274.4	8:04.031
5	3	1:47.835	23.224	45.660	38.951	273.0	9:51.866
6	3	1:46.393	22.789	45.160	38.444	275.8	11:38.259
7	3	1:45.840	21.953	44.713	39.174	274.4	13:24.099
8	3	1:44.801	22.020	44.427	38.354	274.4	15:08.900
9	3	1:48.385	22.027	45.602	40.756	278.0	16:57.285
10	3	6:02.758 B	22.048	53.829	4:46.881	278.0	23:00.043
11	3	4:41.974	3:16.073	45.776	40.125	179.4	27:42.016
12	3	1:45.754	22.524	44.847	38.383	266.8	29:27.770
13	3	5:12.238 B	22.056	44.678	4:05.504	274.4	34:40.008
14	2	2:45.611	1:18.884	47.044	39.683	174.1	37:25.619
15	2	1:46.634	22.116	45.311	39.207	274.4	39:12.253
16	2	1:46.680	22.044	45.199	39.437	275.1	40:58.933
17	2	1:54.795	22.089	49.327	43.379	275.1	42:53.728
18	2	4:07.326 B	22.135	49.094	2:56.097	273.0	47:01.054
19	2	2:02.428	37.697	45.892	38.839	179.4	49:03.482
20	2	1:46.494	21.828	45.537	39.129	273.0	50:49.976

75		Prospeed Competition		Porsche GT3 R			
1.Paul VAN SPLUNTEREN		3.Maxime SOULET		GTC			
2.Gilles VANNELET							
1	3	2:04.121	38.273	46.603	39.245	174.7	2:04.121
2	3	1:46.238	22.135	45.189	38.914	264.2	3:50.359
3	3	1:46.077	22.277	44.738	39.062	264.8	5:36.436
4	3	1:45.362	22.035	44.780	38.547	265.5	7:21.798
5	3	1:45.936	22.001	44.870	39.065	267.5	9:07.734
6	3	1:46.481	22.059	44.533	39.889	266.8	10:54.215
7	3	1:46.316	22.839	44.697	38.780	250.5	12:40.531
8	3	1:45.193	22.063	44.222	38.908	267.5	14:25.724
9	3	1:44.831	21.988	44.174	38.669	267.5	16:10.555
10	3	8:39.529 B	22.075	45.090	7:32.364	266.8	24:50.084
11	2	3:16.942	1:49.090	47.667	40.185		28:07.025
12	2	1:49.018	22.497	46.490	40.031	265.5	29:56.043
13	2	3:37.445 B	22.178	51.310	2:23.957	266.2	33:33.488
14	2	3:34.791	2:08.497	46.396	39.898	170.7	37:08.279
15	2	1:48.138	22.432	46.355	39.351	266.8	38:56.417
16	2	1:48.692	22.646	46.029	40.017	257.8	40:45.109
17	2	1:46.984	22.278	45.612	39.094	268.2	42:32.093
18	2	5:00.186 B	23.401	45.551	3:51.234	266.8	47:32.279
19	1	2:07.922	39.931	47.606	40.385	156.6	49:40.201
20	1	1:48.702	23.208	45.938	39.556	260.3	51:28.903
21	1	1:47.813	22.587	45.734	39.492	266.2	53:16.716
22	1	1:49.113	23.141	46.452	39.520	266.8	55:05.829
23	1	1:48.039	22.813	45.902	39.324	266.2	56:53.868
24	1	1:47.203	22.461	45.471	39.271	268.2	58:41.071
25	1	1:50.090	22.390	48.169	39.531	268.9	1:00:31.161
26	1	4:34.657 B	22.605	46.025	3:26.027	268.2	1:05:05.818
27	3	2:01.769	36.704	44.377	40.688	179.4	1:07:07.587
28	3	1:46.617	21.650	44.676	40.291	268.2	1:08:54.204
29	3	1:43.957	21.805	43.854	38.298	268.9	1:10:38.161
30	3	1:44.494	21.660	43.962	38.872	270.9	1:12:22.655
31	3	4:15.363 B	21.584	44.087	3:09.692	271.6	1:16:38.018
32	1	2:03.893	38.915	45.696	39.282	174.7	1:18:41.911
33	1	1:46.221	22.165	44.798	39.258	267.5	1:20:28.132



EUROPEAN LE MANS SERIES

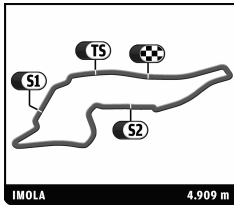
4 HOURS OF IMOLA

Free Practice 2

Sector Analysis

■ Personal Best
 ■ Session Best
 ■ Crossing the finish line in pit lane

Lap	D	Time	Sector 1	Sector 2	Sector 3	T. Spd	Elapsed	Lap	D	Time	Sector 1	Sector 2	Sector 3	T. Spd	Elapsed							
34	1	1:47.379	22.098	45.806	39.475	269.5	1:22:15.511	6	3	1:48.087	22.469	44.877	40.741	261.6	15:01.981							
35	1	3:50.997 B	22.390	45.490	2:43.117	265.5	1:26:06.508	7	3	6:10.415 B	22.395	47.407	5:00.613	262.9	21:12.396							
36	2	2:13.662	46.614	48.182	38.866	131.3	1:28:20.170	8	2	6:05.806	4:27.638	54.205	43.963	160.4	27:18.201							
37	2	1:46.031	21.977	44.951	39.103	267.5	1:30:06.201	9	2	1:54.432	24.085	48.633	41.714	246.4	29:12.633							
38	2	1:46.731	22.342	45.754	38.635	268.2	1:31:52.932	10	2	6:37.836 B	23.397	48.603	5:25.836	260.3	35:50.469							
39	2	1:45.893	22.081	44.909	38.903	268.2	1:33:38.825	11	1	2:06.161	38.007	48.016	40.138	177.3	37:56.630							
76 IMSA Performance Matmut Porsche 911 GT3 RSR 1. Raymond NARAC 3. David HALLYDAY LMGTE 2. Nicolas ARMINDO								12								1	1:50.848	22.839	47.351	40.658	262.9	39:47.478
1	1	2:22.202	53.672	49.402	39.128	148.5	2:22.202	13	1	1:49.193	22.523	46.900	39.770	264.8	41:36.671							
2	1	1:44.887	22.124	44.275	38.488	269.5	4:07.089	14	1	1:48.762	22.307	46.086	40.369	262.9	43:25.433							
3	1	1:43.930	21.994	43.656	38.280	271.6	5:51.019	15	1	2:44.074 B	35.930	56.369	1:11.775	129.7	46:09.507							
4	1	1:43.160	21.698	43.696	37.766	273.7	7:34.179	16	1	2:27.996	59.092	48.360	40.544	178.5	48:37.503							
5	1	1:43.333	21.666	43.462	38.205	266.8	9:17.512	17	1	1:50.418	22.899	46.919	40.600	260.3	50:27.921							
6	1	3:17.167 B	22.049	44.756	2:10.362	273.0	12:34.679	18	1	1:49.054	22.670	46.475	39.909	262.2	52:16.975							
7	1	1:58.524	36.138	43.732	38.654	185.3	14:33.203	19	1	1:48.439	22.793	45.983	39.663	262.2	54:05.414							
8	1	1:43.265	21.776	43.354	38.135	270.9	16:16.468	20	1	1:49.804	22.610	46.913	40.281	261.6	55:55.218							
9	1	10:04.803 B	21.521	7:10.684	2:32.598	273.7	26:21.270	21	1	1:47.771	22.510	45.871	39.390	263.5	57:42.989							
10	1	2:04.332	39.346	45.527	39.459		28:25.602	22	1	4:25.344 B	23.077	46.225	3:16.042	262.2	1:02:08.333							
11	1	1:45.202	22.205	44.181	38.816	270.9	30:10.804	23	2	2:12.128	41.123	49.663	41.342	165.9	1:04:20.461							
12	1	5:13.150 B	22.618	56.664	3:53.868	272.3	35:23.954	24	2	1:53.832	23.400	49.080	41.352	260.9	1:06:14.293							
13	3	2:22.889	55.222	47.154	40.513	141.6	37:46.843	25	2	1:54.727	24.003	48.859	41.865	262.2	1:08:09.020							
14	3	1:50.705	23.304	46.751	40.650	241.4	39:37.548	26	2	1:52.555	23.119	47.336	42.100	262.2	1:10:01.575							
15	3	1:46.019	22.351	44.985	38.683	271.6	41:23.567	27	2	1:51.316	23.173	47.591	40.552	264.8	1:11:52.891							
16	3	1:46.856	22.064	45.822	38.970	271.6	43:10.423	28	2	1:50.871	23.022	47.472	40.377	262.2	1:13:43.762							
17	3	4:03.485 B	27.101	49.850	2:46.534	271.6	47:13.908	29	2	1:49.571	22.866	46.277	40.428	262.2	1:15:33.333							
18	3	2:01.722	37.489	45.234	38.999	179.7	49:15.630	30	2	1:49.229	22.718	46.520	39.991	262.2	1:17:22.562							
19	3	1:45.547	22.032	44.832	38.683	273.0	51:01.177	31	2	1:49.923	22.614	46.584	40.725	262.2	1:19:12.485							
20	3	1:48.848	24.377	45.621	38.850	268.2	52:50.025	32	2	1:51.261	24.579	45.944	40.738	261.6	1:21:03.746							
21	3	1:44.454	22.105	44.065	38.284	270.2	54:34.479	80 Kessel Racing Ferrari F458 Italia LMGTE 1. Michael BRONISZEWSKI 2. Giacomo PICCINI														
22	3	1:45.631	21.960	44.979	38.692	270.2	56:20.110	1	1	2:50.642	1:20.402	49.669	40.571	162.4	2:50.642							
23	3	1:45.480	22.025	44.333	39.122	270.9	58:05.590	2	1	1:47.501	22.958	45.179	39.364	265.5	4:38.143							
24	3	1:45.742	22.620	44.534	38.588	261.6	59:51.332	3	1	1:45.586	22.293	44.511	38.782	273.0	6:23.729							
25	3	5:31.538 B	21.922	44.084	4:25.532	271.6	1:05:22.870	4	1	1:45.656	21.905	44.957	38.794	275.8	8:09.385							
26	2	2:01.809	37.542	45.107	39.160	177.9	1:07:24.679	5	1	1:44.487	21.826	44.117	38.544	275.8	9:53.872							
27	2	1:43.196	21.718	43.387	38.091	271.6	1:09:07.875	6	1	1:44.796	21.981	44.501	38.314	273.7	11:38.668							
28	2	1:43.370	21.336	44.019	38.015	272.3	1:10:51.245	7	1	1:47.428	21.912	44.487	41.029	277.3	13:26.096							
29	2	1:44.412	21.848	44.174	38.390	271.6	1:12:35.657	8	1	1:44.044	21.740	43.812	38.492	275.8	15:10.140							
30	2	1:42.633	21.438	43.177	38.018	273.7	1:14:18.290	9	1	7:40.352 B	21.936	44.985	6:33.431	278.0	22:50.492							
31	2	1:42.636	21.352	43.421	37.863	273.7	1:16:00.926	10	1	12:56.921 B	3:33.117	57.539	8:26.265	145.7	35:47.412							
32	2	1:43.431	21.566	43.274	38.591	275.1	1:17:44.357	11	1	2:07.643	38.475	45.014	44.154	181.8	37:55.055							
33	2	3:52.408 B	21.465	45.781	2:45.162	274.4	1:21:36.765	12	1	1:45.989	21.895	45.583	38.511	274.4	39:41.044							
34	2	1:59.448	37.075	44.261	38.112	173.2	1:23:36.213	13	1	7:11.285 B	21.822	45.624	6:03.839	275.8	46:52.329							
35	2	1:42.154	21.461	42.749	37.944	273.7	1:25:18.367	14	1	2:01.917	37.687	45.048	39.182	185.7	48:54.246							
36	2	1:42.183	21.434	42.959	37.790	274.4	1:27:00.550	15	1	1:44.750	21.857	43.929	38.964	274.4	50:38.996							
37	2	1:44.119	21.193	43.501	39.425	276.6	1:28:44.669	16	1	1:44.205	21.786	43.913	38.506	272.3	52:23.201							
38	2	1:43.452	21.428	44.052	37.972	278.0	1:30:28.121	17	1	1:43.586	21.819	43.442	38.325	273.7	54:06.787							
39	2	1:43.064	21.152	43.225	38.687	274.4	1:32:11.185	18	1	3:09.589 B	22.332	46.156	2:01.101	261.6	57:16.376							
40	2	1:42.464	21.355	43.278	37.831	272.3	1:33:53.649	19	1	2:01.680	37.851	44.720	39.109	185.7	59:18.056							
78 Team Russia by Barwell BMW Z4 GT3 GTC 1. Leonid MACHITSKI 3. Jonathan COCKER 2. Timur SARDAROV								20								1	1:48.096	21.611	44.845	41.640	274.4	1:01:06.152
1	1	5:40.499 B					5:40.499	21	1	1:44.964	22.554	44.290	38.120	275.8	1:02:51.116							
2	3	2:08.659	38.783	49.203	40.673	174.7	7:49.158	22	1	1:43.522	21.531	43.826	38.165	274.4	1:04:34.638							
3	3	1:48.845	22.501	46.062	40.282	261.6	9:38.003	23	1	1:43.789	21.638	43.194	38.957	273.7	1:06:18.427							
4	3	1:47.017	22.522	45.315	39.180	264.8	11:25.020	24	1	4:37.778 B	21.658	45.395	3:30.725	276.6	1:10:56.205							
5	3	1:48.874	22.697	46.121	40.056	262.2	13:13.894	25	2	2:10.386	38.491	47.544	44.351	183.7	1:13:06.591							
								26								2	1:41.904	21.490	42.806	37.608	273.7	1:14:48.495
								27								2	1:41.965	21.195	43.376	37.394	277.3	1:16:30.460



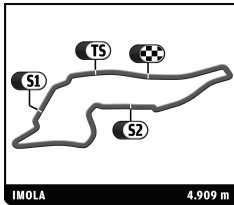
EUROPEAN LE MANS SERIES

4 HOURS OF IMOLA

Free Practice 2

Sector Analysis

Personal Best							Session Best							B Crossing the finish line in pit lane							
Lap	D	Time	Sector 1	Sector 2	Sector 3	T. Spd	Elapsed	Lap	D	Time	Sector 1	Sector 2	Sector 3	T. Spd	Elapsed						
28	2	1:41.510	21.048	43.088	37.374	277.3	1:18:11.970	5	3	1:43.620	21.643	43.334	38.643	270.9	9:36.404						
29	2	1:47.131	20.980	42.718	43.433	277.3	1:19:59.101	6	3	6:55.128 B	21.562	43.839	5:49.727	269.5	16:31.532						
30	2	1:43.149	21.203	43.147	38.799	275.8	1:21:42.250	7	3	7:40.936 B	37.957	46.732	6:16.247		24:12.468						
31	2	1:45.683	21.040	43.088	41.555	277.3	1:23:27.933	8	3	3:42.232	2:18.445	45.298	38.489		27:54.699						
32	2	1:40.848	21.025	42.650	37.173	277.3	1:25:08.781	9	3	1:44.735	22.209	44.092	38.434	270.2	29:39.434						
33	2	3:30.480 B	22.221	43.847	2:24.412	277.3	1:28:39.261	10	3	10:25.325 B	22.105	43.498	9:19.722	272.3	40:04.759						
34	2	2:09.536	39.124	52.168	38.244	187.6	1:30:48.797	11	1	2:06.041	38.689	47.240	40.112	176.7	42:10.800						
35	2	1:41.043	21.017	42.701	37.325	276.6	1:32:29.840	12	1	5:14.358 B	26.642	47.289	4:00.427	268.2	47:25.158						
36	2	1:46.430	21.018	46.927	38.485	278.0	1:34:16.270	13	1	2:02.929	37.824	45.715	39.390	181.2	49:28.087						
81 Kessel Racing							Ferrari F458 Italia														
1.Thomas KEMENATER							LMGTE														
2.Matteo CRESSONI																					
1	1	3:00.948	1:19.356	56.776	44.816	159.9	3:00.948	14	1	1:50.912	25.665	45.888	39.359	268.9	51:18.999						
2	1	2:05.446	25.949	54.716	44.781	226.0	5:06.394	15	1	1:48.595	21.973	45.159	41.463	268.2	53:07.594						
3	1	2:02.664	24.733	53.315	44.616	249.9	7:09.058	16	1	1:48.862	23.955	45.624	39.283	246.4	54:56.456						
4	1	1:59.596	25.347	50.899	43.350	252.3	9:08.654	17	1	1:47.268	22.234	45.545	39.489	267.5	56:43.724						
5	1	2:12.932	25.944	55.387	51.601	226.9	11:21.586	18	1	1:50.632	22.610	45.815	42.207	264.2	58:34.356						
6	1	2:06.017	26.192	55.688	44.137	228.4	13:27.603	85 Gulf Racing UK							Aston Martin Vantage V8						
7	1	1:50.530	23.238	47.616	39.676	266.2	15:18.133	1.Roald GOETHE							LMGTE						
8	1	1:46.660	22.644	45.018	38.998	274.4	17:04.793	2.Stuart HALL							3.Daniel BROWN						
9	1	8:45.903 B	22.423	52.758	7:30.722	275.1	25:50.695	1	2	2:32.403	1:01.105	50.075	41.223	145.7	2:32.403						
10	1	2:30.551	52.402	55.513	42.636		28:21.246	2	2	1:48.510	23.335	45.650	39.525	225.5	4:20.913						
11	1	1:46.403	22.560	45.282	38.561	273.7	30:07.649	3	2	1:45.489	22.235	44.675	38.579	264.2	6:06.402						
12	1	5:22.773 B	23.031	54.904	4:04.838	274.4	35:30.422	4	2	1:53.491	23.373	50.993	39.125	233.4	7:59.893						
13	1	2:23.565	49.609	49.352	44.604	145.5	37:53.987	5	2	1:44.587	21.811	44.460	38.316	267.5	9:44.480						
14	1	1:49.853	22.387	47.514	39.952	273.0	39:43.840	6	2	1:43.605	21.822	43.752	38.031	268.2	11:28.085						
15	1	1:49.707	22.395	47.417	39.895	274.4	41:33.547	7	2	1:47.122	22.015	45.862	39.245	263.5	13:15.207						
16	1	1:51.066	22.251	47.291	41.524	275.8	43:24.613	8	2	1:45.641	22.084	44.131	39.426	251.1	15:00.848						
17	1	4:39.270 B	35.415	56.808	3:07.047	134.8	48:03.883	9	2	1:42.877	21.519	43.286	38.072	268.9	16:43.725						
18	2	2:07.664	40.682	47.089	39.893	180.9	50:11.547	10	2	6:19.562 B	21.699	45.741	5:12.122		23:03.287						
19	2	1:44.505	22.067	43.956	38.482	272.3	51:56.052	11	2	4:40.773	3:16.855	44.989	38.929		27:44.059						
20	2	1:45.766	21.588	45.680	38.498	275.8	53:41.818	12	2	1:45.224	22.061	43.447	39.716	269.5	29:29.283						
21	2	1:43.201	21.710	43.313	38.178	275.1	55:25.019	13	2	3:58.719 B	21.634	44.672	2:52.413	268.9	33:28.002						
22	2	1:42.453	21.428	43.109	37.916	275.1	57:07.472	14	2	3:37.119	2:11.297	46.135	39.687	183.4	37:05.121						
23	2	3:43.943 B	21.846	44.122	2:37.975	270.2	1:00:51.415	15	2	1:44.766	21.857	44.685	38.224	270.9	38:49.887						
24	2	2:11.055	41.199	49.872	39.984	149.6	1:03:02.470	16	2	1:43.323	21.844	43.509	37.970	268.9	40:33.210						
25	2	1:47.237	21.605	45.017	40.615	274.4	1:04:49.707	17	2	1:42.709	21.445	43.236	38.028	268.2	42:15.919						
26	2	1:41.717	21.271	42.774	37.672	274.4	1:06:31.424	18	2	4:40.770 B	22.071	45.250	3:33.449	268.9	46:56.689						
27	2	4:04.552 B	22.163	45.689	2:56.700	274.4	1:10:35.976	19	1	2:12.405	41.490	49.905	41.010	182.2	49:09.094						
28	2	2:05.578	41.932	45.802	37.844	179.1	1:12:41.554	20	1	1:50.716	22.840	47.474	40.402	268.9	50:59.810						
29	2	1:50.123	21.222	44.794	44.107	275.8	1:14:31.677	21	1	2:10.152	24.125	47.101	58.926	250.5	53:09.962						
30	2	1:43.608	21.309	44.011	38.288	274.4	1:16:15.285	86 Gulf Racing UK							Porsche 911 GT3 RSR						
31	2	3:41.469 B	21.165	43.351	2:36.953	275.8	1:19:56.754	1.Michael WAINWRIGHT							LMGTE						
32	1	2:03.242	39.455	45.155	38.632	174.4	1:21:59.996	2.Adam CARROLL							3.Ben BARKER						
33	1	2:00.120	21.888	48.220	50.012	275.1	1:24:00.116	1	3	2:46.823	1:10.272	53.637	42.914	164.9	2:46.823						
34	1	1:44.428	22.046	44.002	38.380	275.8	1:25:44.544	2	3	1:50.980	23.503	47.686	39.791	236.0	4:37.803						
35	1	1:45.160	21.705	43.910	39.545	277.3	1:27:29.704	3	3	1:48.822	23.023	46.468	39.331	266.8	6:26.625						
36	1	1:47.984	22.318	45.457	40.209	275.8	1:29:17.688	4	3	1:47.740	22.415	46.132	39.193	260.3	8:14.365						
37	1	1:44.746	21.676	44.386	38.684	278.0	1:31:02.434	5	3	1:45.547	21.928	45.025	38.594	272.3	9:59.912						
38	1	1:42.983	21.680	43.423	37.880	276.6	1:32:45.417	6	3	1:44.290	21.622	44.205	38.463	272.3	11:44.202						
82 Crubile Sport							Porsche 997 GT3 RSR														
1.François PERRODO							LMGTE														
2.Sébastien CRUBILÉ							3.Emmanuel COLLARD														
1	3	2:37.885	1:09.586	48.476	39.823	182.5	2:37.885	7	3	1:43.992	21.597	44.215	38.180	273.0	13:28.194						
2	3	1:46.736	22.458	44.791	39.487	262.9	4:24.621	8	3	9:26.451 B	22.648	44.658	8:19.145	269.5	22:54.645						
3	3	1:44.277	21.904	43.872	38.501	269.5	6:08.898	9	3	4:44.719	3:20.414	45.574	38.731		27:39.363						
4	3	1:43.886	21.704	43.997	38.185	271.6	7:52.784	10	3	1:44.309	21.931	44.039	38.339		29:23.672						
														11							
														3:44.404 B							
														12							
														1:41.556							
														13							
														1:48.976							
														14							
														1:47.804							
														15							
														1:50.688							
														16							
														4:03.554 B							



EUROPEAN LE MANS SERIES

4 HOURS OF IMOLA

Free Practice 2

Sector Analysis

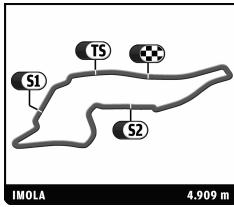
■ Personal Best
 ■ Session Best
 ■ Crossing the finish line in pit lane

Lap	D	Time	Sector 1	Sector 2	Sector 3	T. Spd	Elapsed	Lap	D	Time	Sector 1	Sector 2	Sector 3	T. Spd	Elapsed
17	1	3:53.844 B	37.825	48.632	2:27.387	179.1	50:45.641	4	2	1:47.095	21.827	44.080	41.188	270.9	8:28.638
18	1	2:07.199	40.199	46.917	40.083	175.2	52:52.840	5	2	2:04.391 B	23.011	44.635	56.745	270.2	10:33.029
19	1	1:47.780	22.165	46.189	39.426	272.3	54:40.620	6	2	16:25.370	...	47.725	42.354		26:58.398
20	1	1:48.445	22.242	46.765	39.438	271.6	56:29.065	7	2	1:44.438	21.915	44.256	38.267		28:42.836
21	1	1:46.792	22.288	45.455	39.049	270.2	58:15.857	8	2	2:11.072 B	21.904	48.182	1:00.986	271.6	30:53.908
22	1	1:46.451	22.083	45.395	38.973	271.6	1:00:02.308	9	1	7:15.955	5:47.540	48.245	40.170	127.6	38:09.863
23	1	1:49.946	22.448	45.839	41.659	255.9	1:01:52.254	10	1	1:50.185	23.246	47.289	39.650	269.5	40:00.048
24	1	4:24.759 B	26.263	56.107	3:02.389	233.4	1:06:17.013	11	1	1:53.322	23.081	47.857	42.384	268.9	41:53.370
25	2	2:06.738	38.389	47.893	40.456	183.7	1:08:23.751	12	1	2:13.309 B	23.080	46.880	1:03.349	268.2	44:06.679
26	2	1:46.520	21.719	46.144	38.657	275.1	1:10:10.271	13	1	5:18.056	3:50.376	47.948	39.732	176.4	49:24.735
27	2	1:44.471	21.454	44.063	38.954	274.4	1:11:54.742	14	1	1:48.917	22.830	46.529	39.558	269.5	51:13.652
28	2	5:54.051 B	25.294	46.209	4:42.548	213.7	1:17:48.793	15	1	1:48.221	22.691	46.053	39.477	268.2	53:01.873
29	2	2:02.868	36.937	46.888	39.043	185.3	1:19:51.661	16	1	1:47.301	22.448	45.833	39.020	268.9	54:49.174
30	2	1:42.248	21.308	43.043	37.897	273.7	1:21:33.909	17	1	1:54.246	22.421	48.362	43.463	273.0	56:43.420
31	2	1:48.978	22.198	48.493	38.287	276.6	1:23:22.887	18	1	1:47.676	22.543	45.760	39.373	268.2	58:31.096
32	2	1:42.353	21.293	43.170	37.890	275.1	1:25:05.240	19	1	1:47.658	22.606	45.833	39.219	268.2	1:00:18.754
33	2	1:43.197	21.455	43.649	38.093	273.7	1:26:48.437	20	1	1:46.678	22.305	45.302	39.071	268.9	1:02:05.432
34	2	1:44.722	22.644	43.569	38.509	245.3	1:28:33.159	21	1	2:15.776 B	22.396	49.444	1:03.936	268.2	1:04:21.208
35	2	1:47.397	21.634	43.914	41.849	275.8	1:30:20.556	22	1	3:52.643	2:26.249	47.022	39.372	181.8	1:08:13.851
36	2	1:43.810	21.547	44.070	38.193	275.8	1:32:04.366	23	1	1:49.775	22.841	47.278	39.656	271.6	1:10:03.626
37	2	1:43.099	21.525	43.513	38.061	275.1	1:33:47.465	24	1	1:50.976	22.565	46.395	42.016	270.2	1:11:54.602

93		Pro GT by Almeras		Porsche 997 GT3R			
		1.Franck PERERA		GTC			
		2.Lucas LASERRE		3.Eric DERMONT			
1	1	2:31.429 B			2:31.429		
2	1	2:16.788	45.152	51.490	40.146	172.1	4:48.217
3	1	1:43.647	21.787	43.415	38.445	264.2	6:31.864
4	1	1:52.041	21.760	46.022	44.259	266.2	8:23.905
5	1	1:43.277	21.806	43.346	38.125	265.5	10:07.182
6	1	5:10.891 B	21.631	43.223	4:06.037	265.5	15:18.073
7	3	2:04.839	38.782	46.327	39.730		17:22.912
8	3	9:11.070 B	25.371	51.173	7:54.526		26:33.981
9	3	2:03.968	38.135	45.867	39.966	174.1	28:37.949
10	3	10:35.367 B	22.374	4:18.854	5:54.139	260.3	39:13.316
11	3	2:04.753	38.201	46.527	40.025	171.8	41:18.069
12	3	1:47.950	22.320	46.106	39.524	265.5	43:06.019
13	3	3:43.219 B	27.198	49.545	2:26.476	265.5	46:49.238
14	2	2:04.919	39.007	46.477	39.435	169.9	48:54.157
15	2	1:47.498	22.457	45.367	39.674	257.8	50:41.655
16	2	1:47.671	22.231	45.519	39.921	264.2	52:29.326
17	2	3:52.350 B	22.111	46.258	2:43.981	263.5	56:21.676
18	2	2:04.206	37.933	45.712	40.561	173.2	58:25.882
19	2	1:45.525	22.157	44.463	38.905	264.2	1:00:11.407
20	2	1:46.852	22.232	45.565	39.055	264.8	1:01:58.259
21	2	1:54.617	22.111	49.553	42.953	265.5	1:03:52.876
22	2	1:45.687	22.260	44.303	39.124	263.5	1:05:38.563
23	2	8:24.891 B	22.392	45.260	7:17.239	264.2	1:14:03.454
24	1	4:11.357 B	39.397	49.370	2:42.590	170.2	1:18:14.811
25	1	2:09.651	40.504	47.663	41.484	167.2	1:20:24.462
26	1	1:50.551	23.869	46.859	39.823	238.1	1:22:15.013
27	1	1:47.043	22.130	45.294	39.619	264.8	1:24:02.056

94		AF Corse		Ferrari F458 Italia GT3			
		1.Thomas FLOHR		GTC			
		2.Francesco CASTELLACCI					
1	2	3:07.078	1:37.141	48.354	41.583	157.8	3:07.078
2	2	1:48.495	22.409	46.396	39.690	267.5	4:55.573
3	2	1:45.970	22.145	45.260	38.565	270.2	6:41.543

95		AF Corse		Ferrari F458 Italia GT3			
		1.Adrien DE LEENER		GTC			
		2.Cedric SBIRRAZZUOLI					
1	2	2:49.453	1:14.297	51.713	43.443	174.1	2:49.453
2	2	1:46.681	22.560	45.344	38.777	269.5	4:36.134
3	2	1:44.643	21.963	44.235	38.445	271.6	6:20.777
4	2	1:46.353	21.801	45.484	39.068	273.7	8:07.130
5	2	1:44.880	21.896	44.368	38.616	273.7	9:52.010
6	2	2:04.396 B	21.901	44.068	58.427	275.1	11:56.406
7	1	3:00.445	1:30.916	49.708	39.821	161.6	14:56.851
8	1	1:49.220	22.681	46.215	40.324	271.6	16:46.071
9	1	2:13.218 B	22.664	46.636	1:03.918	272.3	18:59.289
10	1	8:54.219	7:28.512	46.380	39.327		27:53.507
11	1	1:50.101	23.383	47.335	39.383	269.5	29:43.608
12	1	2:21.937 B	22.407	48.111	1:11.419	273.0	32:05.545
13	1	2:25.107 B					34:30.652
14	1	3:04.913	1:39.438	46.196	39.279	169.9	37:35.565
15	1	1:48.517	22.652	46.471	39.394	271.6	39:24.082
16	1	1:52.756	23.901	49.311	39.544	268.2	41:16.838
17	1	1:50.192	22.552	46.804	40.836	274.4	43:07.030
18	1	4:36.105 B	27.645	50.587	3:17.873	267.5	47:43.135
19	1	2:06.240	41.106	45.776	39.358	171.6	49:49.375
20	1	1:46.670	22.372	45.474	38.824	270.2	51:36.045
21	1	1:47.508	22.284	46.419	38.805	270.9	53:23.553
22	1	1:46.095	22.325	45.259	38.511	270.9	55:09.648
23	1	1:46.636	22.092	45.060	39.484	273.0	56:56.284
24	1	1:46.422	22.282	45.265	38.875	273.7	58:42.706



EUROPEAN LE MANS SERIES

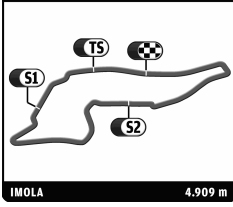
4 HOURS OF IMOLA

Free Practice 2

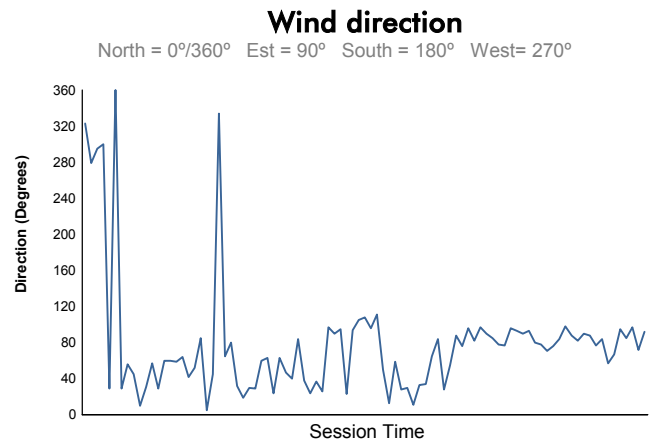
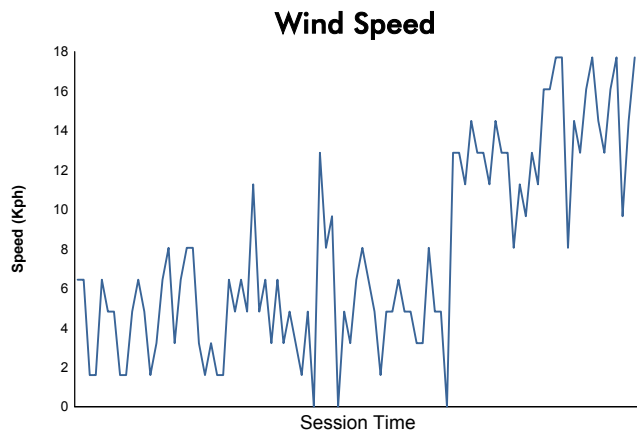
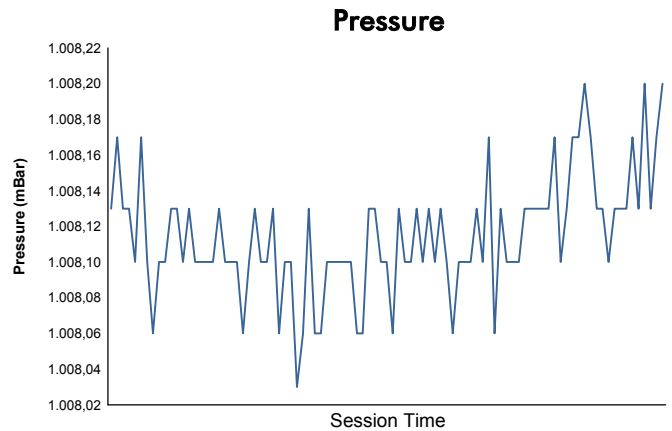
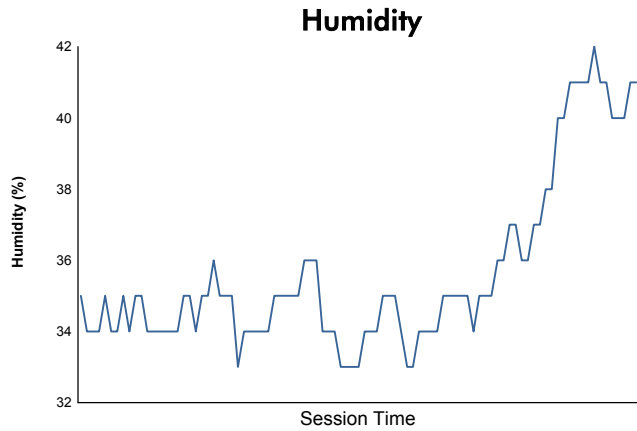
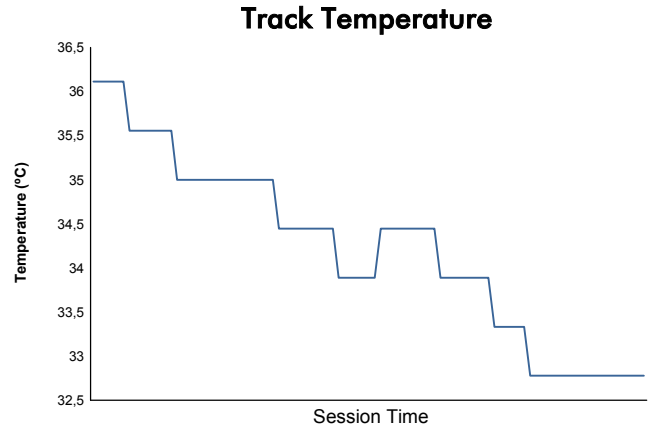
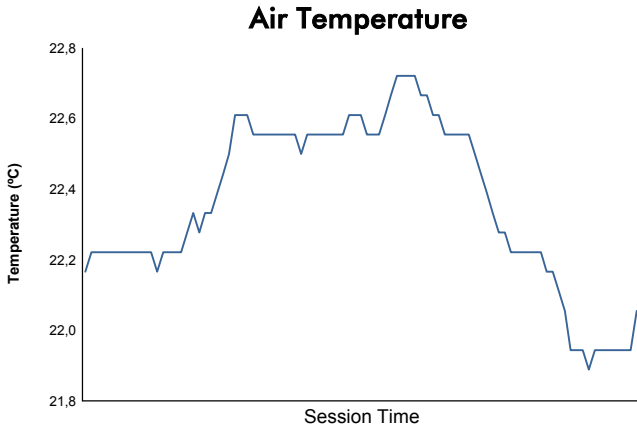
Sector Analysis

■ Personal Best
 ■ Session Best
 ■ Crossing the finish line in pit lane

Lap	D	Time	Sector 1	Sector 2	Sector 3	T. Spd	Elapsed	Lap	D	Time	Sector 1	Sector 2	Sector 3	T. Spd	Elapsed
25	1	1:46.530	22.275	45.691	38.564	273.7	1:00:29.236	99 ART Grand Prix 1. Ricardo GONZALEZ 2. Karim AJLANI 3. Alex BRUNDLE McLaren MP4 12C GT3 GTC							
26	1	1:45.540	22.242	44.814	38.484	273.0	1:02:14.776								
27	1	1:50.014	22.046	48.800	39.168	274.4	1:04:04.790								
28	1	1:46.998	22.961	45.415	38.622	252.3	1:05:51.788								
29	1	1:45.275	22.134	44.522	38.619	273.7	1:07:37.063								
30	1	4:55.361 B	22.047	45.604	3:47.710	274.4	1:12:32.424								
31	2	2:02.160	37.716	45.886	38.558	176.7	1:14:34.584								
32	2	1:44.813	21.894	44.784	38.135	274.4	1:16:19.397								
33	2	1:45.473	21.636	45.012	38.825	275.1	1:18:04.870								
34	2	1:43.812	21.605	44.035	38.172	273.7	1:19:48.682								
35	2	1:44.477	21.691	44.817	37.969	273.0	1:21:33.159								
36	2	1:43.894	21.648	43.834	38.412	275.1	1:23:17.053								
37	2	1:44.068	21.862	44.066	38.140	275.8	1:25:01.121								
38	2	1:45.084	21.789	45.053	38.242	273.7	1:26:46.205								
39	2	1:44.935	21.651	44.889	38.395	273.0	1:28:31.140								
40	2	1:45.000	22.263	44.214	38.523	275.8	1:30:16.140								
41	2	1:43.498	21.588	44.027	37.883	274.4	1:31:59.638								
98 ART Grand Prix 1. Kevin KORJUS 2. Grégoire DEMOUSTIER 3. Yann GOUDY McLaren MP4 12C GT3 GTC															
1	3	3:39.712	2:03.422	52.765	43.525	162.6	3:39.712								
2	3	1:58.871	26.461	50.246	42.164	207.4	5:38.583								
3	3	1:54.832	23.840	49.703	41.289	232.4	7:33.415								
4	3	2:02.992	28.247	53.408	41.337	189.6	9:36.407								
5	3	1:45.954	22.568	44.713	38.673	261.6	11:22.361								
6	3	1:44.753	22.081	44.092	38.580	267.5	13:07.114								
7	3	1:45.922	21.897	45.352	38.673	268.9	14:53.036								
8	3	1:44.457	21.860	43.943	38.654	268.9	16:37.493								
9	3	11:01.815 B	21.743	46.749	9:53.323		27:39.307								
10	1	2:07.712	40.111	45.786	41.815	144.3	29:47.019								
11	1	5:03.887 B	21.869	48.564	3:53.454	266.8	34:50.906								
12	1	2:38.809	1:13.300	45.405	40.104	177.6	37:29.715								
13	1	1:46.815	21.823	45.551	39.441	268.2	39:16.530								
14	1	1:45.566	21.627	45.230	38.709	269.5	41:02.096								
15	1	8:42.750 B	21.751	45.889	7:35.110	270.2	49:44.846								
16	2	2:06.133	39.939	46.281	39.913	179.4	51:50.979								
17	2	1:47.962	22.233	45.076	40.653	268.2	53:38.941								
18	2	1:46.116	22.258	44.859	38.999	266.2	55:25.057								
19	2	1:45.949	22.264	44.720	38.965	265.5	57:11.006								
20	2	1:44.816	21.788	44.309	38.719	272.3	58:55.822								
21	2	1:45.095	21.825	44.489	38.781	269.5	1:00:40.917								
22	2	1:45.155	21.783	44.603	38.769	270.2	1:02:26.072								
23	2	1:46.724	23.237	44.907	38.580	272.3	1:04:12.796								
24	2	1:44.666	21.781	44.268	38.617	271.6	1:05:57.462								
25	2	3:33.916 B	22.004	47.757	2:24.155	272.3	1:09:31.378								
26	2	2:03.256	37.921	45.608	39.727	177.9	1:11:34.634								
27	2	1:47.838	22.463	46.034	39.341	270.2	1:13:22.472								
28	2	1:46.707	22.263	45.309	39.135	270.9	1:15:09.179								
29	2	1:46.829	21.964	45.341	39.524	269.5	1:16:56.008								
30	2	4:54.245 B	22.996	45.388	3:45.861	271.6	1:21:50.253								
31	3	2:03.526	37.262	45.896	40.368	175.8	1:23:53.779								
32	3	1:48.267	22.430	45.654	40.183	266.2	1:25:42.046								
33	3	1:47.792	22.512	45.213	40.067	268.9	1:27:29.838								
34	3	1:48.869	23.104	45.673	40.092	247.0	1:29:18.707								
35	3	1:48.483	22.711	45.623	40.149	269.5	1:31:07.190								
36	3	1:47.718	22.669	45.510	39.539	268.9	1:32:54.908								
37	3	1:46.990	22.523	45.207	39.260	268.9	1:34:41.898								



Computerised results and timing service
4 HOURS OF IMOLA
EUROPEAN LE MANS SERIES
Free Practice 2
Weather Report



Track Status:

DRY