

EUROPEAN LE MANS SERIES
4 HOURS OF RED BULL RING

Amended

Free Practice 1

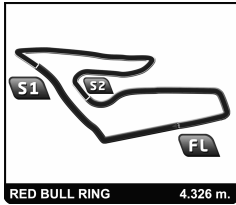
Classification

Nr.	Team	Drivers	Car	Cl	Ty	Time	Lap	Total	Gap	Kph
1	34 RACE PERFORMANCE	M. FREY / F. MAILLEUX	Oreca 03 - Judd	LMP2	D	1:24.163	30	46	-	185.0
2	43 NEWBLOOD BY MORAND RACING	C. KLIEN / G. HIRSCH / P. RAGUES	Morgan - Judd	LMP2	D	1:24.497	14	47	+0.334	184.3
3	38 JOTA SPORT	S. DOLAN / H. TINCKNELL / F. ALBUQUERQUE	Zytek Z11SN - Nissan	LMP2	D	1:24.698	9	52	+0.535	183.9
4	36 SIGNATECH ALPINE	P. CHATIN / N. PANCATIACI / O. WEBB	Alpine A450b - Nissan	LMP2	D	1:24.699	46	54	+0.536	183.9
5	46 THIRIET BY TDS RACING	P. THIRIET / L. BADEY / T. GOMMENDY	Ligier JS P2 - Nissan	LMP2	D	1:24.832	14	44	+0.669	183.6
6	28 GREAVES MOTORSPORT	L. BACHETA / M. SHULZHITSKIY	Zytek Z11SN - Nissan	LMP2	D	1:25.645	23	44	+1.482	181.8
7	41 GREAVES MOTORSPORT	T. KIMBER-SMITH / M. MCMURRY / M. PATTERSON	Zytek Z11SN - Nissan	LMP2	D	1:26.362	46	46	+2.199	180.3
8	29 PEGASUS RACING	J. SCHELL / N. LEUTWILER / J. COLEMAN	Morgan - Nissan	LMP2	D	1:26.981	13	41	+2.818	179.0
9	72 SMP RACING	A. BERTOLINI / V. SHAITAR / S. ZLOBIN	Ferrari F458 Italia	LMGTE	M	1:30.050	14	53	+5.887	172.9
10	58 TEAM SOFREV-ASP	F. BARTHEZ / A. PONS / S. AYARI	Ferrari F458 Italia	LMGTE	M	1:30.694	43	48	+6.531	171.7
11	85 GULF RACING UK	R. GOETHE / S. HALL / D. BROWN	Aston Martin Vantage V8	LMGTE	M	1:30.696	44	49	+6.533	171.7
12	66 JMW MOTORSPORT	D. MCKENZIE / G. RICHARDSON / R. BELL	Ferrari F458 Italia	LMGTE	D	1:30.761	12	51	+6.598	171.6
13	55 AF CORSE	D. CAMERON / M. GRIFFIN / M. RUGOLO	Ferrari F458 Italia	LMGTE	M	1:30.799	11	51	+6.636	171.5
14	54 AF CORSE	P. PERAZZINI / M. CIOCI / M. LYONS	Ferrari F458 Italia	LMGTE	M	1:30.865	44	44	+6.702	171.4
15	56 AT RACING	A. TALKANITSA JR / A. TALKANITSA / P. KAFFER	Ferrari F458 Italia	LMGTE	M	1:31.053	48	48	+6.890	171.0
16	76 IMSA PERFORMANCE MATMUT	R. NARAC / N. ARMINDO / C. NIELSEN	Porsche 911 GT3 RSR	LMGTE	M	1:31.153	43	47	+6.990	170.9
17	81 KESSEL RACING	T. KEMENATER / M. CRESSONI	Ferrari F458 Italia	LMGTE	M	1:31.188	24	46	+7.025	170.8
18	98 ART GRAND PRIX	K. KORJUS / G. DEMOUSTIER / Y. GOUDY	McLaren MP4 12C GT3	GTC	M	1:31.272	8	33	+7.109	170.6
19	67 IMSA PERFORMANCE MATMUT	E. MARIS / J. MERLIN / E. HELARY	Porsche 911 GT3 RSR	LMGTE	M	1:31.419	41	43	+7.256	170.4
20	57 SMP RACING	B. ROTENBERG / M. SALO / M. MEDIANI	Ferrari F458 Italia GT3	GTC	M	1:31.430	8	37	+7.267	170.3
21	95 AF CORSE	A. DE LEENER / C. SBIRRAZZUOLI	Ferrari F458 Italia GT3	GTC	M	1:31.492	5	40	+7.329	170.2
22	71 SMP RACING	K. LADYGIN / A. BASOV / L. PERSIANI	Ferrari F458 Italia GT3	GTC	M	1:31.619	12	44	+7.456	170.0
23	73 SMP RACING	O. BERETTA / D. MARKOZOV / A. LADYGIN	Ferrari F458 Italia GT3	GTC	M	1:31.681	11	44	+7.518	169.9
24	93 PRO GT BY ALMERAS	F. PERERA / M. YAXIVIERE / H. HASSID	Porsche 997 GT3R	GTC	M	1:31.779	6	41	+7.616	169.7
25	77 PROTON COMPETITION	H. FELBERMAYR SR / H. FELBERMAYR JR / R. LIETZ	Porsche 911 GT3 RSR	LMGTE	M	1:31.806	24	28	+7.643	169.6
26	99 ART GRAND PRIX	R. GONZALEZ / K. AJLANI / A. BRUNDLE	McLaren MP4 12C GT3	GTC	M	1:31.820	8	37	+7.657	169.6
27	60 FORMULA RACING	J. LAURSEN / M. MAC / J. MAGNUSSEN	Ferrari F458 Italia GT3	GTC	M	1:31.887	33	51	+7.724	169.5
28	75 PROSPEED COMPETITION	M. VAN SPLUNTEREN / G. VANNELET / M. PARISY	Porsche GT3 R	GTC	M	1:32.048	11	45	+7.885	169.2
29	78 TEAM RUSSIA BY BARWELL	L. MACHITSKI / T. SARDAROV / J. COCKER	BMW Z4 GT3	GTC	M	1:32.089	17	49	+7.926	169.1
30	70 AF CORSE	Y. MALLEGOL / F. PERRODO / E. COLLARD	Ferrari F458 Italia	LMGTE	M	1:32.110	7	32	+7.947	169.1
31	86 GULF RACING UK	M. WAINWRIGHT / A. CARROLL / M. MEADOWS	Porsche 911 GT3 RSR	LMGTE	M	1:32.198	41	46	+8.035	168.9
32	59 TEAM SOFREV-ASP	C. BOURRET / J. BEAUBELIQUE / J. BELLOC	Ferrari F458 Italia GT3	GTC	M	1:32.362	6	38	+8.199	168.6
33	63 AF CORSE	M. RASMUSSEN / I. MELNIKOV	Ferrari F458 Italia GT3	GTC	M	1:33.043	13	46	+8.880	167.4

Fastest Lap	Lap 30	Michel FREY	1:24.163	185.0 Kph
--------------------	--------	-------------	-----------------	-----------

SOME LAPTIMES DELETED TO CAR NR 78 DUE TO OVERSPEEDING IN PITLANE

Published at:	Track Temp: 33,89 °C	Air Temp: 25,94 °C	Track Status: DRY
Race Director:		Timekeeper:	



EUROPEAN LE MANS SERIES 4 HOURS OF RED BULL RING

Amended

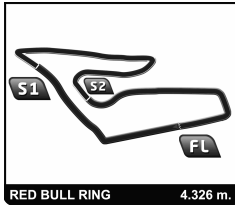
Free Practice 1

Classification by Class

Nr.	Team	Drivers	Car	Ty	Time	Lap	Total	Gap	Kph
LMP2									
1	34 RACE PERFORMANCE	M. FREY / F. MAILLEUX	Oreca 03 - Judd	D	1:24.163	30	46		185.0
2	43 NEWBLOOD BY MORAND RACING	C. KLJEN / G. HIRSCH / P. RAGUES	Morgan - Judd	D	1:24.497	14	47	+0.334	+0.334 184.3
3	38 JOTA SPORT	S. DOLAN / H. TINCKNELL / F. ALBUQUERQUE	Zytek Z11SN - Nissan	D	1:24.698	9	52	+0.535	+0.201 183.9
4	36 SIGNATECH ALPINE	P. CHATIN / N. PANCATIACI / O. WEBB	Alpine A450b - Nissan	D	1:24.699	46	54	+0.536	+0.001 183.9
5	46 THIRIET BY TDS RACING	P. THIRIET / L. BADEY / T. GOMMENDY	Ligier JS P2 - Nissan	D	1:24.832	14	44	+0.669	+0.133 183.6
6	28 GREAVES MOTORSPORT	L. BACHETA / M. SHULZHITSKY	Zytek Z11SN - Nissan	D	1:25.645	23	44	+1.482	+0.813 181.8
7	41 GREAVES MOTORSPORT	T. KIMBER-SMITH / M. MCMURRY / M. PATTERSON	Zytek Z11SN - Nissan	D	1:26.362	46	46	+2.199	+0.717 180.3
8	29 PEGASUS RACING	J. SCHELL / N. LEUTWILER / J. COLEMAN	Morgan - Nissan	D	1:26.981	13	41	+2.818	+0.619 179.0
LMGTE									
1	72 SMP RACING	A. BERTOLINI / V. SHAITAR / S. ZLOBIN	Ferrari F458 Italia	M	1:30.050	14	53		172.9
2	58 TEAM SOFREV-ASP	F. BARTHEZ / A. PONS / S. AYARI	Ferrari F458 Italia	M	1:30.694	43	48	+0.644	+0.644 171.7
3	85 GULF RACING UK	R. GOETHE / S. HALL / D. BROWN	Aston Martin Vantage V8	M	1:30.696	44	49	+0.646	+0.002 171.7
4	66 JMW MOTORSPORT	D. MCKENZIE / G. RICHARDSON / R. BELL	Ferrari F458 Italia	D	1:30.761	12	51	+0.711	+0.065 171.6
5	55 AF CORSE	D. CAMERON / M. GRIFFIN / M. RUGOLO	Ferrari F458 Italia	M	1:30.799	11	51	+0.749	+0.038 171.5
6	54 AF CORSE	P. PERAZZINI / M. CIOCI / M. LYONS	Ferrari F458 Italia	M	1:30.865	44	44	+0.815	+0.066 171.4
7	56 AT RACING	A. TALKANITSA JR / A. TALKANITSA / P. KAFFER	Ferrari F458 Italia	M	1:31.053	48	48	+1.003	+0.188 171.0
8	76 IMSA PERFORMANCE MATMUT	R. NARAC / N. ARMINDO / C. NIELSEN	Porsche 911 GT3 RSR	M	1:31.153	43	47	+1.103	+0.100 170.9
9	81 KESSEL RACING	T. KEMENATER / M. CRESSONI	Ferrari F458 Italia	M	1:31.188	24	46	+1.138	+0.035 170.8
10	67 IMSA PERFORMANCE MATMUT	E. MARIS / J. MERLIN / E. HELARY	Porsche 911 GT3 RSR	M	1:31.419	41	43	+1.369	+0.231 170.4
11	77 PROTON COMPETITION	H. FELBERMAYR SR / H. FELBERMAYR JR / R. LIETZ	Porsche 911 GT3 RSR	M	1:31.806	24	28	+1.756	+0.387 169.6
12	70 AF CORSE	Y. MALLEGOL / F. PERRODO / E. COLLARD	Ferrari F458 Italia	M	1:32.110	7	32	+2.060	+0.304 169.1
13	86 GULF RACING UK	M. WAINWRIGHT / A. CARROLL / M. MEADOWS	Porsche 911 GT3 RSR	M	1:32.198	41	46	+2.148	+0.088 168.9
GTC									
1	98 ART GRAND PRIX	K. KORJUS / G. DEMOUSTIER / Y. GOUDY	McLaren MP4 12C GT3	M	1:31.272	8	33		170.6
2	57 SMP RACING	B. ROTENBERG / M. SALO / M. MEDIANI	Ferrari F458 Italia GT3	M	1:31.430	8	37	+0.158	+0.158 170.3
3	95 AF CORSE	A. DE LEENER / C. SBIRRAZZUOLI	Ferrari F458 Italia GT3	M	1:31.492	5	40	+0.220	+0.062 170.2
4	71 SMP RACING	K. LADYGIN / A. BASOV / L. PERSIANI	Ferrari F458 Italia GT3	M	1:31.619	12	44	+0.347	+0.127 170.0
5	73 SMP RACING	O. BERETA / D. MARKOZOV / A. LADYGIN	Ferrari F458 Italia GT3	M	1:31.681	11	44	+0.409	+0.062 169.9
6	93 PRO GT BY ALMERAS	F. PERERA / M. YAXIVIERE / H. HASSID	Porsche 997 GT3R	M	1:31.779	6	41	+0.507	+0.098 169.7
7	99 ART GRAND PRIX	R. GONZALEZ / K. AJLANI / A. BRUNDLE	McLaren MP4 12C GT3	M	1:31.820	8	37	+0.548	+0.041 169.6
8	60 FORMULA RACING	J. LAURSEN / M. MAC / J. MAGNUSSEN	Ferrari F458 Italia GT3	M	1:31.887	33	51	+0.615	+0.067 169.5
9	75 PROSPEED COMPETITION	M. VAN SPLUNTEREN / G. VANNELET / M. PARISY	Porsche GT3 R	M	1:32.048	11	45	+0.776	+0.161 169.2
10	78 TEAM RUSSIA BY BARWELL	L. MACHITSKI / T. SARDAROV / J. COCKER	BMW Z4 GT3	M	1:32.089	17	49	+0.817	+0.041 169.1
11	59 TEAM SOFREV-ASP	C. BOURRET / J. BEAUBELIQUE / J. BELLOC	Ferrari F458 Italia GT3	M	1:32.362	6	38	+1.090	+0.273 168.6
12	63 AF CORSE	M. RASMUSSEN / I. MELNIKOV	Ferrari F458 Italia GT3	M	1:33.043	13	46	+1.771	+0.681 167.4

SOME LAPTIMES DELETED TO CAR NR 78 DUE TO OVERSPEEDING IN PITLANE

Published at:	Track Temp: 33,89 °C	Air Temp: 25,94 °C	Track Status: DRY
Race Director:		Timekeeper:	



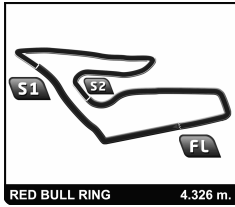
EUROPEAN LE MANS SERIES 4 HOURS OF RED BULL RING

Amended

Free Practice 1

Classification by Driver Fastest Lap

Nr	Team	Car	Class	Driver	Time	Lap	Total	Gap	Kph
1	34 RACE PERFORMANCE	Oreca 03 - Judd	LMP2	Michel FREY	1:24.163	22	24		185.0
2	43 NEWBLOOD BY MORAND RACING	Morgan - Judd	LMP2	Christian KLIEN	1:24.497	14	15	0.334	0.334 184.3
3	38 JOTA SPORT	Zytek Z11SN - Nissan	LMP2	Filipe ALBUQUERQUE	1:24.698	9	17	0.535	0.201 183.9
4	36 SIGNATECH ALPINE	Alpine A450b - Nissan	LMP2	Nelson PANCIATICI	1:24.699	11	19	0.536	0.001 183.9
5	34 RACE PERFORMANCE	Oreca 03 - Judd	LMP2	Franck MAILLEUX	1:24.765	16	22	0.602	0.066 183.7
6	46 THIRIET BY TDS RACING	Ligier JS P2 - Nissan	LMP2	Ludovic BADEY	1:24.832	14	15	0.669	0.067 183.6
7	38 JOTA SPORT	Zytek Z11SN - Nissan	LMP2	Harry TINCKNELL	1:25.248	11	19	1.085	0.416 182.7
8	28 GREAVES MOTORSPORT	Zytek Z11SN - Nissan	LMP2	Luciano BACHETA	1:25.645	15	23	1.482	0.397 181.8
9	36 SIGNATECH ALPINE	Alpine A450b - Nissan	LMP2	Oliver WEBB	1:25.864	14	19	1.701	0.219 181.4
10	46 THIRIET BY TDS RACING	Ligier JS P2 - Nissan	LMP2	Pierre THIRIET	1:25.905	10	16	1.742	0.041 181.3
11	36 SIGNATECH ALPINE	Alpine A450b - Nissan	LMP2	Paul-Loup CHATIN	1:26.036	12	16	1.873	0.131 181.0
12	43 NEWBLOOD BY MORAND RACING	Morgan - Judd	LMP2	Pierre RAGUES	1:26.102	16	18	1.939	0.066 180.9
13	46 THIRIET BY TDS RACING	Ligier JS P2 - Nissan	LMP2	Tristan GOMMENDY	1:26.294	6	13	2.131	0.192 180.5
14	43 NEWBLOOD BY MORAND RACING	Morgan - Judd	LMP2	Gary HIRSCH	1:26.315	12	14	2.152	0.021 180.4
15	41 GREAVES MOTORSPORT	Zytek Z11SN - Nissan	LMP2	Tom KIMBER-SMITH	1:26.362	13	13	2.199	0.047 180.3
16	28 GREAVES MOTORSPORT	Zytek Z11SN - Nissan	LMP2	Mark SHULZHITSKIY	1:26.511	17	21	2.348	0.149 180.0
17	29 PEGASUS RACING	Morgan - Nissan	LMP2	Julian SCHELL	1:26.981	13	15	2.818	0.470 179.0
18	38 JOTA SPORT	Zytek Z11SN - Nissan	LMP2	Simon DOLAN	1:27.033	9	16	2.870	0.052 178.9
19	29 PEGASUS RACING	Morgan - Nissan	LMP2	Jonathan COLEMAN	1:27.586	13	13	3.423	0.553 177.8
20	41 GREAVES MOTORSPORT	Zytek Z11SN - Nissan	LMP2	Matthew MCMURRY	1:28.864	13	14	4.701	1.278 175.3
21	41 GREAVES MOTORSPORT	Zytek Z11SN - Nissan	LMP2	Mark PATTERSON	1:28.871	15	19	4.708	0.007 175.2
22	29 PEGASUS RACING	Morgan - Nissan	LMP2	Nicolas LEUTWILER	1:29.054	6	13	4.891	0.183 174.9
23	72 SMP RACING	Ferrari F458 Italia	LMGTE	Andrea BERTOLINI	1:30.050	14	16	5.887	0.996 172.9
24	58 TEAM SOFREV-ASP	Ferrari F458 Italia	LMGTE	Soheil AYARI	1:30.694	12	17	6.531	0.644 171.7
25	85 GULF RACING UK	Aston Martin Vantage V8	LMGTE	Daniel BROWN	1:30.696	8	13	6.533	0.002 171.7
26	66 JMW MOTORSPORT	Ferrari F458 Italia	LMGTE	Rob BELL	1:30.761	12	21	6.598	0.065 171.6
27	55 AF CORSE	Ferrari F458 Italia	LMGTE	Matt GRIFFIN	1:30.799	11	12	6.636	0.038 171.5
28	54 AF CORSE	Ferrari F458 Italia	LMGTE	Marco CIOCI	1:30.865	32	32	6.702	0.066 171.4
29	85 GULF RACING UK	Aston Martin Vantage V8	LMGTE	Stuart HALL	1:30.903	14	15	6.740	0.038 171.3
30	55 AF CORSE	Ferrari F458 Italia	LMGTE	Michele RUGOLO	1:31.030	11	18	6.867	0.127 171.1
31	56 AT RACING	Ferrari F458 Italia	LMGTE	Alexander TALKANITSA JR	1:31.053	30	30	6.890	0.023 171.0
32	76 IMSA PERFORMANCE MATMUT	Porsche 911 GT3 RSR	LMGTE	Nicolas ARMINDO	1:31.153	6	10	6.990	0.100 170.9
33	81 KESSEL RACING	Ferrari F458 Italia	LMGTE	Nicolas CRESSONI	1:31.188	10	24	7.025	0.035 170.8
34	72 SMP RACING	Ferrari F458 Italia	LMGTE	Viktor SHAITAR	1:31.241	19	19	7.078	0.053 170.7
35	98 ART GRAND PRIX	McLaren MP4 12C GT3	GTC	Kevin KORJUS	1:31.272	8	10	7.109	0.031 170.6
36	66 JMW MOTORSPORT	Ferrari F458 Italia	LMGTE	Daniel MCKENZIE	1:31.368	13	15	7.205	0.096 170.4
37	81 KESSEL RACING	Ferrari F458 Italia	LMGTE	Thomas KEMENATER	1:31.408	22	22	7.245	0.040 170.4
38	67 IMSA PERFORMANCE MATMUT	Porsche 911 GT3 RSR	LMGTE	Eric HELARY	1:31.419	14	16	7.256	0.011 170.4
39	57 SMP RACING	Ferrari F458 Italia GT3	GTC	Mika SALO	1:31.430	8	9	7.267	0.011 170.3
40	56 AT RACING	Ferrari F458 Italia	LMGTE	Pierre KAFFER	1:31.473	4	18	7.310	0.043 170.3
41	95 AF CORSE	Ferrari F458 Italia GT3	GTC	Adrien DE LEENER	1:31.492	5	34	7.329	0.019 170.2
42	54 AF CORSE	Ferrari F458 Italia	LMGTE	Piergiuseppe PERAZZINI	1:31.557	11	12	7.394	0.065 170.1
43	72 SMP RACING	Ferrari F458 Italia	LMGTE	Sergey ZLOBIN	1:31.609	9	18	7.446	0.052 170.0
44	71 SMP RACING	Ferrari F458 Italia GT3	GTC	Kirill LADYGIN	1:31.619	12	15	7.456	0.010 170.0
45	71 SMP RACING	Ferrari F458 Italia GT3	GTC	Luca PERSIANI	1:31.653	9	14	7.490	0.034 169.9
46	73 SMP RACING	Ferrari F458 Italia GT3	GTC	Olivier BERETTA	1:31.681	11	16	7.518	0.028 169.9
47	93 PRO GT BY ALMERAS	Porsche 997 GT3R	GTC	Franck PERERA	1:31.779	6	12	7.616	0.098 169.7
48	73 SMP RACING	Ferrari F458 Italia GT3	GTC	David MARKOZOV	1:31.782	15	15	7.619	0.003 169.7
49	77 PROTON COMPETITION	Porsche 911 GT3 RSR	LMGTE	Horst FELBERMAYR JR	1:31.806	11	15	7.643	0.024 169.6
50	99 ART GRAND PRIX	McLaren MP4 12C GT3	GTC	Alex BRUNDLE	1:31.820	8	12	7.657	0.014 169.6
51	60 FORMULA RACING	Ferrari F458 Italia GT3	GTC	Jan MAGNUSSEN	1:31.887	15	16	7.724	0.067 169.5
52	76 IMSA PERFORMANCE MATMUT	Porsche 911 GT3 RSR	LMGTE	Raymond NARAC	1:31.912	10	14	7.749	0.025 169.4
53	60 FORMULA RACING	Ferrari F458 Italia GT3	GTC	Johnny LAURSEN	1:31.924	4	18	7.761	0.012 169.4
54	57 SMP RACING	Ferrari F458 Italia GT3	GTC	Maurizio MEDIANI	1:31.927	15	16	7.764	0.003 169.4
55	73 SMP RACING	Ferrari F458 Italia GT3	GTC	Anton LADYGIN	1:32.008	10	13	7.845	0.081 169.3
56	95 AF CORSE	Ferrari F458 Italia GT3	GTC	Cedric SBIRRAZZUOLI	1:32.034	6	6	7.871	0.026 169.2
57	75 PROSPEED COMPETITION	Porsche GT3 R	GTC	Mike PARISY	1:32.048	11	17	7.885	0.014 169.2
58	78 TEAM RUSSIA BY BARWELL	BMW Z4 GT3	GTC	Jonathan COCKER	1:32.089	10	12	7.926	0.041 169.1
59	70 AF CORSE	Ferrari F458 Italia	LMGTE	Emmanuel COLLARD	1:32.110	7	9	7.947	0.021 169.1
60	58 TEAM SOFREV-ASP	Ferrari F458 Italia	LMGTE	Fabien BARTHEZ	1:32.135	10	16	7.972	0.025 169.0
61	70 AF CORSE	Ferrari F458 Italia	LMGTE	Yannick MALLEGOL	1:32.160	7	8	7.997	0.025 169.0
62	86 GULF RACING UK	Porsche 911 GT3 RSR	LMGTE	Michael MEADOWS	1:32.198	10	15	8.035	0.038 168.9
63	60 FORMULA RACING	Ferrari F458 Italia GT3	GTC	Mikkel MAC	1:32.325	17	17	8.162	0.127 168.7
64	59 TEAM SOFREV-ASP	Ferrari F458 Italia GT3	GTC	Jean-Philippe BELLOC	1:32.362	6	13	8.199	0.037 168.6
65	86 GULF RACING UK	Porsche 911 GT3 RSR	LMGTE	Adam CARROLL	1:32.389	6	10	8.226	0.027 168.6
66	58 TEAM SOFREV-ASP	Ferrari F458 Italia	LMGTE	Anthony PONS	1:32.434	10	15	8.271	0.045 168.5
67	93 PRO GT BY ALMERAS	Porsche 997 GT3R	GTC	Mathieu VAXIVIÈRE	1:32.456	13	15	8.293	0.022 168.4
68	71 SMP RACING	Ferrari F458 Italia GT3	GTC	Aleksey BASOV	1:32.616	8	15	8.453	0.160 168.2



EUROPEAN LE MANS SERIES 4 HOURS OF RED BULL RING

Amended

Free Practice 1

Classification by Driver Fastest Lap

Nr	Team	Car	Class	Driver	Time	Lap	Total	Gap	Kph	
69	76 IMSA PERFORMANCE MATMUT	Porsche 911 GT3 RSR	LMGTE	Christina NIELSEN	1:32.718	16	23	8.555	0.102	168.0
70	55 AF CORSE	Ferrari F458 Italia	LMGTE	Duncan CAMERON	1:32.987	18	21	8.824	0.269	167.5
71	63 AF CORSE	Ferrari F458 Italia GT3	GTC	Mads RASMUSSEN	1:33.043	13	37	8.880	0.056	167.4
72	66 JMW MOTORSPORT	Ferrari F458 Italia	LMGTE	George RICHARDSON	1:33.162	13	15	8.999	0.119	167.2
73	99 ART GRAND PRIX	McLaren MP4 12C GT3	GTC	Karim AJLANI	1:33.224	11	12	9.061	0.062	167.1
74	98 ART GRAND PRIX	McLaren MP4 12C GT3	GTC	Grégoire DEMOUSTIER	1:33.333	14	17	9.170	0.109	166.9
75	93 PRO GT BY ALMERAS	Porsche 997 GT3R	GTC	Henry HASSID	1:33.364	6	14	9.201	0.031	166.8
76	63 AF CORSE	Ferrari F458 Italia GT3	GTC	Ilya MELNIKOV	1:33.522	8	9	9.359	0.158	166.5
77	70 AF CORSE	Ferrari F458 Italia	LMGTE	François PERRODO	1:33.694	15	15	9.531	0.172	166.2
78	99 ART GRAND PRIX	McLaren MP4 12C GT3	GTC	Ricardo GONZALEZ	1:33.941	9	13	9.778	0.247	165.8
79	59 TEAM SOFREV-ASP	Ferrari F458 Italia GT3	GTC	Jean BEAUBELIQUE	1:34.000	8	9	9.837	0.059	165.7
80	75 PROSPEED COMPETITION	Porsche GT3 R	GTC	Max VAN SPLUNTEREN	1:34.039	16	17	9.876	0.039	165.6
81	98 ART GRAND PRIX	McLaren MP4 12C GT3	GTC	Yann GOUDY	1:34.050	4	6	9.887	0.011	165.6
82	78 TEAM RUSSIA BY BARWELL	BMW Z4 GT3	GTC	Leonid MACHITSKI	1:34.083	10	15	9.920	0.033	165.5
83	59 TEAM SOFREV-ASP	Ferrari F458 Italia GT3	GTC	Christophe BOURRET	1:34.293	14	16	10.130	0.210	165.2
84	75 PROSPEED COMPETITION	Porsche GT3 R	GTC	Gilles VANNELET	1:34.525	10	11	10.362	0.232	164.8
85	78 TEAM RUSSIA BY BARWELL	BMW Z4 GT3	GTC	Timur SARDAROV	1:34.603	15	22	10.440	0.078	164.6
86	85 GULF RACING UK	Aston Martin Vantage V8	LMGTE	Roald GOETHE	1:34.804	20	21	10.641	0.201	164.3
87	86 GULF RACING UK	Porsche 911 GT3 RSR	LMGTE	Michael WAINWRIGHT	1:35.044	19	21	10.881	0.240	163.9
88	67 IMSA PERFORMANCE MATMUT	Porsche 911 GT3 RSR	LMGTE	Jean-Marc MERLIN	1:35.057	10	14	10.894	0.013	163.8
89	67 IMSA PERFORMANCE MATMUT	Porsche 911 GT3 RSR	LMGTE	Erik MARIS	1:35.511	12	13	11.348	0.454	163.1
90	77 PROTON COMPETITION	Porsche 911 GT3 RSR	LMGTE	Horst FELBERMAYR SR	1:36.179	12	13	12.016	0.668	161.9
91	57 SMP RACING	Ferrari F458 Italia GT3	GTC	Boris ROTENBERG	1:38.255	9	12	14.092	2.076	158.5
54	AF CORSE	Ferrari F458 Italia	LMGTE	Michael LYONS						
56	AT RACING	Ferrari F458 Italia	LMGTE	Alexander TALKANITSA						
77	PROTON COMPETITION	Porsche 911 GT3 RSR	LMGTE	Richard LIETZ						

Published at:

Track Temp: **33,89 °C**

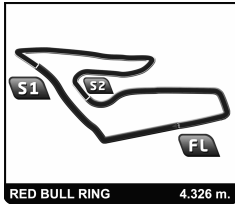
Air Temp: **25,94 °C**

Track Status:

DRY

Race Director:

Timekeeper:



EUROPEAN LE MANS SERIES

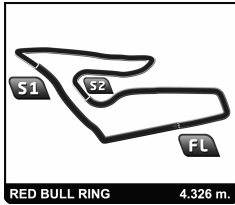
4 HOURS OF RED BULL RING

After Free Practice 1

Classification by Driver And Class Fastest Lap

Amended

Nr	Team	Car	Class	Driver	Time	Laps	Gap	Kph	Session
LMP2									
1	34 RACE PERFORMANCE	Oreca 03 - Judd	LMP2	Michel FREY	1:24.163	24		185.0	Free Practice 1
2	43 NEWBLOOD BY MORAND RACING	Morgan - Judd	LMP2	Christian KLIEN	1:24.497	15	0.334	184.3	Free Practice 1
3	38 JOTA SPORT	Zytek Z11SN - Nissan	LMP2	Filipe ALBUQUERQUE	1:24.698	17	0.535	183.9	Free Practice 1
4	36 SIGNATECH ALPINE	Alpine A450b - Nissan	LMP2	Nelson PANCIATICI	1:24.699	19	0.536	183.9	Free Practice 1
5	34 RACE PERFORMANCE	Oreca 03 - Judd	LMP2	Franck MAILLEUX	1:24.765	22	0.602	183.7	Free Practice 1
6	46 THIRIET BY TDS RACING	Ligier JS P2 - Nissan	LMP2	Ludovic BADEY	1:24.832	15	0.669	183.6	Free Practice 1
7	38 JOTA SPORT	Zytek Z11SN - Nissan	LMP2	Harry TINCKNELL	1:25.248	19	1.085	182.7	Free Practice 1
8	28 GREAVES MOTORSPORT	Zytek Z11SN - Nissan	LMP2	Luciano BACHETA	1:25.645	23	1.482	181.8	Free Practice 1
9	36 SIGNATECH ALPINE	Alpine A450b - Nissan	LMP2	Oliver WEBB	1:25.864	19	1.701	181.4	Free Practice 1
10	46 THIRIET BY TDS RACING	Ligier JS P2 - Nissan	LMP2	Pierre THIRIET	1:25.905	16	1.742	181.3	Free Practice 1
11	36 SIGNATECH ALPINE	Alpine A450b - Nissan	LMP2	Paul-Loup CHATIN	1:26.036	16	1.873	181.0	Free Practice 1
12	43 NEWBLOOD BY MORAND RACING	Morgan - Judd	LMP2	Pierre RAGUES	1:26.102	18	1.939	180.9	Free Practice 1
13	46 THIRIET BY TDS RACING	Ligier JS P2 - Nissan	LMP2	Tristan GOMMENDY	1:26.294	13	2.131	180.5	Free Practice 1
14	43 NEWBLOOD BY MORAND RACING	Morgan - Judd	LMP2	Gary HIRSCH	1:26.315	14	2.152	180.4	Free Practice 1
15	41 GREAVES MOTORSPORT	Zytek Z11SN - Nissan	LMP2	Tom KIMBER-SMITH	1:26.362	13	2.199	180.3	Free Practice 1
16	28 GREAVES MOTORSPORT	Zytek Z11SN - Nissan	LMP2	Mark SHULZHITSKIY	1:26.511	21	2.348	180.0	Free Practice 1
17	29 PEGASUS RACING	Morgan - Nissan	LMP2	Julien SCHELL	1:26.981	15	2.818	179.0	Free Practice 1
18	38 JOTA SPORT	Zytek Z11SN - Nissan	LMP2	Simon DOLAN	1:27.033	16	2.870	178.9	Free Practice 1
19	29 PEGASUS RACING	Morgan - Nissan	LMP2	Jonathan COLEMAN	1:27.586	13	3.423	177.8	Free Practice 1
20	41 GREAVES MOTORSPORT	Zytek Z11SN - Nissan	LMP2	Matthew MCMURRY	1:28.864	14	4.701	175.3	Free Practice 1
21	41 GREAVES MOTORSPORT	Zytek Z11SN - Nissan	LMP2	Mark PATTERSON	1:28.871	19	4.708	175.2	Free Practice 1
22	29 PEGASUS RACING	Morgan - Nissan	LMP2	Nicolas LEUTWILER	1:29.054	13	4.891	174.9	Free Practice 1
LMGTE									
1	72 SMP RACING	Ferrari F458 Italia	LMGTE	Andrea BERTOLINI	1:30.050	16		172.9	Free Practice 1
2	58 TEAM SOFREV-ASP	Ferrari F458 Italia	LMGTE	Soheil AYARI	1:30.694	17	0.644	171.7	Free Practice 1
3	85 GULF RACING UK	Aston Martin Vantage V8	LMGTE	Daniel BROWN	1:30.696	13	0.646	171.7	Free Practice 1
4	66 JMW MOTORSPORT	Ferrari F458 Italia	LMGTE	Rob BELL	1:30.761	21	0.711	171.6	Free Practice 1
5	55 AF CORSE	Ferrari F458 Italia	LMGTE	Matt GRIFFIN	1:30.799	12	0.749	171.5	Free Practice 1
6	54 AF CORSE	Ferrari F458 Italia	LMGTE	Marco CIOCI	1:30.865	32	0.815	171.4	Free Practice 1
7	85 GULF RACING UK	Aston Martin Vantage V8	LMGTE	Stuart HALL	1:30.903	15	0.853	171.3	Free Practice 1
8	55 AF CORSE	Ferrari F458 Italia	LMGTE	Michele RUGOLO	1:31.030	18	0.980	171.1	Free Practice 1
9	56 AT RACING	Ferrari F458 Italia	LMGTE	Alexander TALKANITSA JR	1:31.053	30	1.003	171.0	Free Practice 1
10	76 IMSA PERFORMANCE MATMUT	Porsche 911 GT3 RSR	LMGTE	Nicolas ARMINDO	1:31.153	10	1.103	170.9	Free Practice 1
11	81 KESSEL RACING	Ferrari F458 Italia	LMGTE	Matteo CRESSONI	1:31.188	24	1.138	170.8	Free Practice 1
12	72 SMP RACING	Ferrari F458 Italia	LMGTE	Viktor SHAITAR	1:31.241	19	1.191	170.7	Free Practice 1
13	66 JMW MOTORSPORT	Ferrari F458 Italia	LMGTE	Daniel MCKENZIE	1:31.368	15	1.318	170.4	Free Practice 1
14	81 KESSEL RACING	Ferrari F458 Italia	LMGTE	Thomas KEMENATER	1:31.408	22	1.358	170.4	Free Practice 1
15	67 IMSA PERFORMANCE MATMUT	Porsche 911 GT3 RSR	LMGTE	Eric HELARY	1:31.419	16	1.369	170.4	Free Practice 1
16	56 AT RACING	Ferrari F458 Italia	LMGTE	Pierre KAFFER	1:31.473	18	1.423	170.3	Free Practice 1
17	54 AF CORSE	Ferrari F458 Italia	LMGTE	Piergiuseppe PERAZZINI	1:31.557	12	1.507	170.1	Free Practice 1
18	72 SMP RACING	Ferrari F458 Italia	LMGTE	Sergey ZLOBIN	1:31.609	18	1.559	170.0	Free Practice 1
19	77 PROTON COMPETITION	Porsche 911 GT3 RSR	LMGTE	Horst FELBERMAYR JR	1:31.806	15	1.756	169.6	Free Practice 1
20	76 IMSA PERFORMANCE MATMUT	Porsche 911 GT3 RSR	LMGTE	Raymond NARAC	1:31.912	14	1.862	169.4	Free Practice 1
21	70 AF CORSE	Ferrari F458 Italia	LMGTE	Emmanuel COLLARD	1:32.110	9	2.060	169.1	Free Practice 1
22	58 TEAM SOFREV-ASP	Ferrari F458 Italia	LMGTE	Fabien BARTHEZ	1:32.135	16	2.085	169.0	Free Practice 1
23	70 AF CORSE	Ferrari F458 Italia	LMGTE	Yannick MALLEGOL	1:32.160	8	2.110	169.0	Free Practice 1
24	86 GULF RACING UK	Porsche 911 GT3 RSR	LMGTE	Michael MEADOWS	1:32.198	15	2.148	168.9	Free Practice 1
25	86 GULF RACING UK	Porsche 911 GT3 RSR	LMGTE	Adam CARROLL	1:32.389	10	2.339	168.6	Free Practice 1
26	58 TEAM SOFREV-ASP	Ferrari F458 Italia	LMGTE	Anthony PONS	1:32.434	15	2.384	168.5	Free Practice 1
27	76 IMSA PERFORMANCE MATMUT	Porsche 911 GT3 RSR	LMGTE	Christina NIELSEN	1:32.718	23	2.668	168.0	Free Practice 1
28	55 AF CORSE	Ferrari F458 Italia	LMGTE	Duncan CAMERON	1:32.987	21	2.937	167.5	Free Practice 1
29	66 JMW MOTORSPORT	Ferrari F458 Italia	LMGTE	George RICHARDSON	1:33.162	15	3.112	167.2	Free Practice 1
30	70 AF CORSE	Ferrari F458 Italia	LMGTE	François PERRODO	1:33.694	15	3.644	166.2	Free Practice 1
31	85 GULF RACING UK	Aston Martin Vantage V8	LMGTE	Roald GOETHE	1:34.804	21	4.754	164.3	Free Practice 1
32	86 GULF RACING UK	Porsche 911 GT3 RSR	LMGTE	Michael WAINWRIGHT	1:35.044	21	4.994	163.9	Free Practice 1
33	67 IMSA PERFORMANCE MATMUT	Porsche 911 GT3 RSR	LMGTE	Jean-Marc MERLIN	1:35.057	14	5.007	163.8	Free Practice 1
34	67 IMSA PERFORMANCE MATMUT	Porsche 911 GT3 RSR	LMGTE	Erik MARIS	1:35.511	13	5.461	163.1	Free Practice 1
35	77 PROTON COMPETITION	Porsche 911 GT3 RSR	LMGTE	Horst FELBERMAYR SR	1:36.179	13	6.129	161.9	Free Practice 1
77	PROTON COMPETITION	Porsche 911 GT3 RSR	LMGTE	Richard LIETZ					
56	AT RACING	Ferrari F458 Italia	LMGTE	Alexander TALKANITSA					



EUROPEAN LE MANS SERIES 4 HOURS OF RED BULL RING

After Free Practice 1

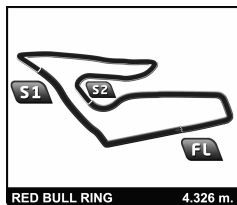
Amended

Classification by Driver And Class Fastest Lap

Nr	Team	Car	Class	Driver	Time	Laps	Gap	Kph	Session
54	AF CORSE	Ferrari F458 Italia	LMGTE	Michael LYONS					
GTC									
1	98 ART GRAND PRIX	McLaren MP4 12C GT3	GTC	Kevin KORJUS	1:31.272	10		170.6	Free Practice 1
2	57 SMP RACING	Ferrari F458 Italia GT3	GTC	Mika SALO	1:31.430	9	0.158	170.3	Free Practice 1
3	95 AF CORSE	Ferrari F458 Italia GT3	GTC	Adrien DE LEENER	1:31.492	34	0.220	170.2	Free Practice 1
4	71 SMP RACING	Ferrari F458 Italia GT3	GTC	Kirill LADYGIN	1:31.619	15	0.347	170.0	Free Practice 1
5	71 SMP RACING	Ferrari F458 Italia GT3	GTC	Luca PERSIANI	1:31.653	14	0.381	169.9	Free Practice 1
6	73 SMP RACING	Ferrari F458 Italia GT3	GTC	Olivier BERETTA	1:31.681	16	0.409	169.9	Free Practice 1
7	93 PRO GT BY ALMERAS	Porsche 997 GT3R	GTC	Franck PERERA	1:31.779	12	0.507	169.7	Free Practice 1
8	73 SMP RACING	Ferrari F458 Italia GT3	GTC	David MARKOZOV	1:31.782	15	0.510	169.7	Free Practice 1
9	99 ART GRAND PRIX	McLaren MP4 12C GT3	GTC	Alex BRUNDLE	1:31.820	12	0.548	169.6	Free Practice 1
10	60 FORMULA RACING	Ferrari F458 Italia GT3	GTC	Jan MAGNUSSEN	1:31.887	16	0.615	169.5	Free Practice 1
11	60 FORMULA RACING	Ferrari F458 Italia GT3	GTC	Johnny LAURSEN	1:31.924	18	0.652	169.4	Free Practice 1
12	57 SMP RACING	Ferrari F458 Italia GT3	GTC	Maurizio MEDIANI	1:31.927	16	0.655	169.4	Free Practice 1
13	73 SMP RACING	Ferrari F458 Italia GT3	GTC	Anton LADYGIN	1:32.008	13	0.736	169.3	Free Practice 1
14	95 AF CORSE	Ferrari F458 Italia GT3	GTC	Cedric SBIRRAZZUOLI	1:32.034	6	0.762	169.2	Free Practice 1
15	75 PROSPEED COMPETITION	Porsche GT3 R	GTC	Mike PARISY	1:32.048	17	0.776	169.2	Free Practice 1
16	78 TEAM RUSSIA BY BARWELL	BMW Z4 GT3	GTC	Jonathan COCKER	1:32.089	12	0.817	169.1	Free Practice 1
17	60 FORMULA RACING	Ferrari F458 Italia GT3	GTC	Mikkel MAC	1:32.325	17	1.053	168.7	Free Practice 1
18	59 TEAM SOFREV-ASP	Ferrari F458 Italia GT3	GTC	Jean-Philippe BELLOC	1:32.362	13	1.090	168.6	Free Practice 1
19	93 PRO GT BY ALMERAS	Porsche 997 GT3R	GTC	Mathieu VAXIVIÈRE	1:32.456	15	1.184	168.4	Free Practice 1
20	71 SMP RACING	Ferrari F458 Italia GT3	GTC	Aleksey BASOV	1:32.616	15	1.344	168.2	Free Practice 1
21	63 AF CORSE	Ferrari F458 Italia GT3	GTC	Mads RASMUSSEN	1:33.043	37	1.771	167.4	Free Practice 1
22	99 ART GRAND PRIX	McLaren MP4 12C GT3	GTC	Karim AJLANI	1:33.224	12	1.952	167.1	Free Practice 1
23	98 ART GRAND PRIX	McLaren MP4 12C GT3	GTC	Grégoire DEMOUSTIER	1:33.333	17	2.061	166.9	Free Practice 1
24	93 PRO GT BY ALMERAS	Porsche 997 GT3R	GTC	Henry HASSID	1:33.364	14	2.092	166.8	Free Practice 1
25	63 AF CORSE	Ferrari F458 Italia GT3	GTC	Ilya MELNIKOV	1:33.522	9	2.250	166.5	Free Practice 1
26	99 ART GRAND PRIX	McLaren MP4 12C GT3	GTC	Ricardo GONZALEZ	1:33.941	13	2.669	165.8	Free Practice 1
27	59 TEAM SOFREV-ASP	Ferrari F458 Italia GT3	GTC	Jean BEAUBELIQUE	1:34.000	9	2.728	165.7	Free Practice 1
28	75 PROSPEED COMPETITION	Porsche GT3 R	GTC	Max VAN SPLUNTEREN	1:34.039	17	2.767	165.6	Free Practice 1
29	98 ART GRAND PRIX	McLaren MP4 12C GT3	GTC	Yann GOUDY	1:34.050	6	2.778	165.6	Free Practice 1
30	78 TEAM RUSSIA BY BARWELL	BMW Z4 GT3	GTC	Leonid MACHITSKI	1:34.083	15	2.811	165.5	Free Practice 1
31	59 TEAM SOFREV-ASP	Ferrari F458 Italia GT3	GTC	Christophe BOURRET	1:34.293	16	3.021	165.2	Free Practice 1
32	75 PROSPEED COMPETITION	Porsche GT3 R	GTC	Gilles VANNELET	1:34.525	11	3.253	164.8	Free Practice 1
33	78 TEAM RUSSIA BY BARWELL	BMW Z4 GT3	GTC	Timur SARDAROV	1:34.603	22	3.331	164.6	Free Practice 1
34	57 SMP RACING	Ferrari F458 Italia GT3	GTC	Boris ROTENBERG	1:38.255	12	6.983	158.5	Free Practice 1

Published at:

Race Director:	Timekeeper:
----------------	-------------

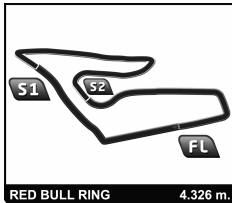


EUROPEAN LE MANS SERIES
4 HOURS OF RED BULL RING
 Free Practice 1

Amended

RED BULL RING 4.326 m. **Best Sector Times**

SECTOR 1			SECTOR 2			SECTOR 3			Pos	Team	Cl	Ideal Lap	Best Lap
Pos	Driver	Time	Driver	Time	Driver	Time	Pos	Team					
1	34 M.FREY	21.590	34 M.FREY	37.313	34 M.FREY	25.052	1	34 RACE PERFORMANCE	LMP2	1'23.955	1:24.163	(1)	
2	43 C.KLIEN	21.611	46 L.BADEY	37.320	38 F.ALBUIQUERQUE	25.055	2	38 JOTA SPORT	LMP2	1'24.416	1:24.698	(3)	
3	38 F.ALBUIQUERQUE	21.695	36 N.PANCIATICI	37.514	36 N.PANCIATICI	25.253	3	43 NEWBLOOD BY MORAND RACING	LMP2	1'24.484	1:24.497	(2)	
4	36 O.WEBB	21.721	43 C.KLIEN	37.525	43 C.KLIEN	25.348	4	36 SIGNATECH ALPINE	LMP2	1'24.488	1:24.699	(4)	
5	46 L.BADEY	21.754	38 H.TINCKNELL	37.666	46 L.BADEY	25.458	5	46 THIRIET BY TDS RACING	LMP2	1'24.532	1:24.832	(5)	
6	28 L.BACHETA	21.993	41 T.KIMBER-SMITH	37.765	28 L.BACHETA	25.592	6	28 GREAVES MOTORSPORT	LMP2	1'25.597	1:25.645	(6)	
7	29 J.SCHELL	22.112	28 L.BACHETA	38.012	41 T.KIMBER-SMITH	26.087	7	41 GREAVES MOTORSPORT	LMP2	1'26.028	1:26.362	(7)	
8	41 T.KIMBER-SMITH	22.176	29 J.SCHELL	38.759	29 J.SCHELL	26.090	8	29 PEGASUS RACING	LMP2	1'26.961	1:26.981	(8)	
9	72 A.BERTOLINI	22.607	72 A.BERTOLINI	39.702	72 A.BERTOLINI	27.652	9	72 SMP RACING	LMGTE	1'29.961	1:30.050	(9)	
10	85 D.BROWN	22.702	66 R.BELL	39.880	85 D.BROWN	27.676	10	85 GULF RACING UK	LMGTE	1'30.561	1:30.696	(11)	
11	77 H.FELBERMAYR JR	22.713	58 S.AYARI	39.902	54 M.CIOCI	27.769	11	66 JMW MOTORSPORT	LMGTE	1'30.567	1:30.761	(12)	
12	66 R.BELL	22.720	55 M.GRIFFIN	40.020	55 M.RUGOLO	27.789	12	55 AF CORSE	LMGTE	1'30.591	1:30.799	(13)	
13	54 M.CIOCI	22.741	67 E.HELARY	40.035	58 S.AYARI	27.846	13	58 TEAM SOFREV-ASP	LMGTE	1'30.613	1:30.694	(10)	
14	56 A.TALKANITSA JR	22.781	73 O.BERETTA	40.068	56 A.TALKANITSA JR	27.896	14	54 AF CORSE	LMGTE	1'30.739	1:30.865	(14)	
15	55 M.GRIFFIN	22.782	75 M.PARISY	40.121	66 R.BELL	27.967	15	56 AT RACING	LMGTE	1'30.910	1:31.053	(15)	
16	95 C.SBIRRAZZUOLI	22.784	60 J.LAURSEN	40.155	76 N.ARMINDO	28.024	16	76 IMSA PERFORMANCE MATMUT	LMGTE	1'31.105	1:31.153	(16)	
17	73 A.LADYGIN	22.797	81 M.CRESSONI	40.177	81 M.CRESSONI	28.091	17	81 KESSEL RACING	LMGTE	1'31.122	1:31.188	(17)	
18	57 M.SALO	22.797	85 S.HALL	40.183	98 K.KORJUS	28.151	18	98 ART GRAND PRIX	GTC	1'31.199	1:31.272	(18)	
19	71 L.PERSIANI	22.811	71 L.PERSIANI	40.210	57 M.SALO	28.194	19	57 SMP RACING	GTC	1'31.217	1:31.430	(20)	
20	98 K.KORJUS	22.834	76 N.ARMINDO	40.210	95 A.DE LEENER	28.230	20	67 IMSA PERFORMANCE MATMUT	LMGTE	1'31.221	1:31.419	(19)	
21	81 M.CRESSONI	22.854	98 K.KORJUS	40.214	71 L.PERSIANI	28.248	21	71 SMP RACING	GTC	1'31.269	1:31.619	(22)	
22	67 E.HELARY	22.859	57 M.MEDIANI	40.226	93 F.PERERA	28.310	22	73 SMP RACING	GTC	1'31.302	1:31.681	(23)	
23	58 S.AYARI	22.865	54 M.CIOCI	40.229	78 J.COCKER	28.325	23	95 AF CORSE	GTC	1'31.337	1:31.492	(21)	
24	76 C.NIELSEN	22.871	56 P.KAFFER	40.233	67 E.HELARY	28.327	24	77 PROTON COMPETITION	LMGTE	1'31.381	1:31.806	(25)	
25	99 A.BRUNDLÉ	22.894	70 E.COLLARD	40.262	77 H.FELBERMAYR JR	28.348	25	60 FORMULA RACING	GTC	1'31.586	1:31.887	(27)	
26	86 M.MEADOWS	22.966	99 A.BRUNDLÉ	40.314	86 M.MEADOWS	28.361	26	75 PROSPEED COMPETITION	GTC	1'31.668	1:32.048	(28)	
27	60 J.MAGNUSSEN	22.968	77 H.FELBERMAYR JR	40.320	73 A.LADYGIN	28.437	27	99 ART GRAND PRIX	GTC	1'31.669	1:31.820	(26)	
28	70 E.COLLARD	22.968	95 A.DE LEENER	40.323	99 A.BRUNDLÉ	28.461	28	93 PRO GT BY ALMERAS	GTC	1'31.673	1:31.779	(24)	
29	93 M.VAXIVIÈRE	23.036	93 F.PERERA	40.327	60 J.MAGNUSSEN	28.463	29	70 AF CORSE	LMGTE	1'31.727	1:32.110	(30)	
30	63 I.MELNIKOV	23.043	59 J.BELLOC	40.444	70 E.COLLARD	28.497	30	86 GULF RACING UK	LMGTE	1'31.901	1:32.198	(31)	
31	75 M.PARISY	23.047	78 J.COCKER	40.553	75 M.PARISY	28.500	31	78 TEAM RUSSIA BY BARWELL	GTC	1'31.972	1:32.089	(29)	
32	59 J.BELLOC	23.058	86 A.CARROLL	40.574	59 J.BELLOC	28.601	32	59 TEAM SOFREV-ASP	GTC	1'32.103	1:32.362	(32)	
33	78 J.COCKER	23.094	63 M.RASMUSSEN	40.958	63 M.RASMUSSEN	28.840	33	63 AF CORSE	GTC	1'32.841	1:33.043	(33)	



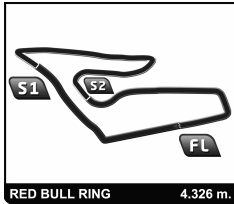
RED BULL RING 4.326 m.

EUROPEAN LE MANS SERIES 4 HOURS OF RED BULL RING After Free Practice 1

Amended

Event maximum speed

Team	Car	Class	Driver	Top Speed	Lap	Session
43 NEWBLOOD BY MORAND RACING	Morgan - Judd	LMP2	Gary HIRSCH	247.7	29	Free Practice 1
34 RACE PERFORMANCE	Oreca 03 - Judd	LMP2	Michel FREY	246.6	26	Free Practice 1
46 THIRIET BY TDS RACING	Ligier JS P2 - Nissan	LMP2	Tristan GOMMENDY	244.3	44	Free Practice 1
36 SIGNATECH ALPINE	Alpine A450b - Nissan	LMP2	Oliver WEBB	243.8	33	Free Practice 1
29 PEGASUS RACING	Morgan - Nissan	LMP2	Julien SCHELL	243.2	4	Free Practice 1
72 SMP RACING	Ferrari F458 Italia	LMGTE	Viktor SHAITAR	242.7	51	Free Practice 1
54 AF CORSE	Ferrari F458 Italia	LMGTE	Marco CIOCI	242.2	22	Free Practice 1
56 AT RACING	Ferrari F458 Italia	LMGTE	Pierre KAFFER	242.2	4	Free Practice 1
66 JMW MOTORSPORT	Ferrari F458 Italia	LMGTE	Rob BELL	241.6	7	Free Practice 1
67 IMSA PERFORMANCE MATMUT	Porsche 911 GT3 RSR	LMGTE	Eric HELARY	241.6	4	Free Practice 1
28 GREAVES MOTORSPORT	Zytek Z11SN - Nissan	LMP2	Luciano BACHETA	241.1	42	Free Practice 1
55 AF CORSE	Ferrari F458 Italia	LMGTE	Michele RUGOLO	241.1	42	Free Practice 1
77 PROTON COMPETITION	Porsche 911 GT3 RSR	LMGTE	Horst FELBERMAYR JR	241.1	25	Free Practice 1
95 AF CORSE	Ferrari F458 Italia GT3	GTC	Adrien DE LEENER	241.1	16	Free Practice 1
38 JOTA SPORT	Zytek Z11SN - Nissan	LMP2	Harry TINCKNELL	240.5	45	Free Practice 1
71 SMP RACING	Ferrari F458 Italia GT3	GTC	Kirill LADYGIN	240.5	15	Free Practice 1
41 GREAVES MOTORSPORT	Zytek Z11SN - Nissan	LMP2	Matthew MCMURRY	240.0	7	Free Practice 1
86 GULF RACING UK	Porsche 911 GT3 RSR	LMGTE	Adam CARROLL	240.0	6	Free Practice 1
99 ART GRAND PRIX	McLaren MP4 12C GT3	GTC	Alex BRUNDLE	240.0	9	Free Practice 1
81 KESSEL RACING	Ferrari F458 Italia	LMGTE	Matteo CRESSONI	239.5	37	Free Practice 1
57 SMP RACING	Ferrari F458 Italia GT3	GTC	Mika SALO	239.5	4	Free Practice 1
98 ART GRAND PRIX	McLaren MP4 12C GT3	GTC	Grégoire DEMOUSTIER	239.5	27	Free Practice 1
58 TEAM SOFREV-ASP	Ferrari F458 Italia	LMGTE	Anthony PONS	238.9	12	Free Practice 1
76 IMSA PERFORMANCE MATMUT	Porsche 911 GT3 RSR	LMGTE	Raymond NARAC	238.9	7	Free Practice 1
85 GULF RACING UK	Aston Martin Vantage V8	LMGTE	Daniel BROWN	238.9	39	Free Practice 1
60 FORMULA RACING	Ferrari F458 Italia GT3	GTC	Johnny LAURSEN	238.9	6	Free Practice 1
63 AF CORSE	Ferrari F458 Italia GT3	GTC	Ilya MELNIKOV	238.9	22	Free Practice 1
73 SMP RACING	Ferrari F458 Italia GT3	GTC	Olivier BERETTA	238.9	12	Free Practice 1
75 PROSPEED COMPETITION	Porsche GT3 R	GTC	Mike PARISY	238.9	5	Free Practice 1
70 AF CORSE	Ferrari F458 Italia	LMGTE	Emmanuel COLLARD	238.4	8	Free Practice 1
78 TEAM RUSSIA BY BARWELL	BMW Z4 GT3	GTC	Jonathan COCKER	237.4	17	Free Practice 1
93 PRO GT BY ALMERAS	Porsche 997 GT3R	GTC	Mathieu VAXIVIÈRE	236.8	40	Free Practice 1
59 TEAM SOFREV-ASP	Ferrari F458 Italia GT3	GTC	Jean-Philippe BELLOC	235.8	6	Free Practice 1

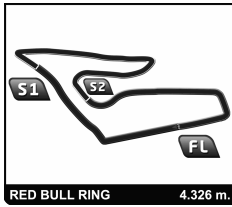


EUROPEAN LE MANS SERIES 4 HOURS OF RED BULL RING Free Practice 1

Amended

Fastest Lap Sequence

Practice Time	Team	Car	Class	Driver	Time	Kph	Lap
3:15.813	55 AF CORSE	Ferrari F458 Italia	LMGTE	Matt GRIFFIN	1:33.738	166.1	2
3:22.661	56 AT RACING	Ferrari F458 Italia	LMGTE	Pierre KAFFER	1:33.516	166.5	2
3:25.907	36 SIGNATECH ALPINE	Alpine A450b - Nissan	LMP2	Paul-Loup CHATIN	1:32.167	169.0	2
4:47.695	55 AF CORSE	Ferrari F458 Italia	LMGTE	Matt GRIFFIN	1:31.882	169.5	3
4:54.013	36 SIGNATECH ALPINE	Alpine A450b - Nissan	LMP2	Paul-Loup CHATIN	1:28.106	176.8	3
6:21.678	36 SIGNATECH ALPINE	Alpine A450b - Nissan	LMP2	Paul-Loup CHATIN	1:27.665	177.6	4
8:05.336	38 JOTA SPORT	Zytek Z11SN - Nissan	LMP2	Filipe ALBUQUERQUE	1:26.230	180.6	3
10:57.685	38 JOTA SPORT	Zytek Z11SN - Nissan	LMP2	Filipe ALBUQUERQUE	1:25.127	182.9	5
15:14.349	38 JOTA SPORT	Zytek Z11SN - Nissan	LMP2	Filipe ALBUQUERQUE	1:24.769	183.7	8
16:39.047	38 JOTA SPORT	Zytek Z11SN - Nissan	LMP2	Filipe ALBUQUERQUE	1:24.698	183.9	9
31:42.752	43 NEWBLOOD BY MORAND RACING	Morgan - Judd	LMP2	Christian KLIEN	1:24.497	184.3	14
1:02:36.917	34 RACE PERFORMANCE	Oreca 03 - Judd	LMP2	Michel FREY	1:24.163	185.0	22



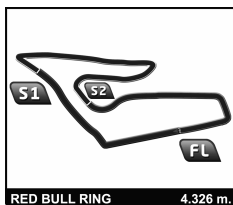
EUROPEAN LE MANS SERIES 4 HOURS OF RED BULL RING

Free Practice 1

Sector Analysis

Amended

											Personal Best		Session Best		B Crossing the finish line in pit lane		
Lap	D	Time	Sector 1	Sector 2	Sector 3	T. Spd	Elapsed	Lap	D	Time	Sector 1	Sector 2	Sector 3	T. Spd	Elapsed		
28		GREAVES MOTORSPORT					Zytek Z11SN - Nissan										
		1. Luciano BACHETA					LMP2										
		2. Mark SHULZHITSKY															
1	1	7:20.982	B	5:55.152	45.316	40.514	184.3	7:20.982	8	1	5:26.684	4:17.457	41.548	27.679	200.4	19:16.329	
2	1	3:18.978		2:09.355	41.546	28.077	199.3	10:39.960	9	1	1:28.220	22.515	39.050	26.655	240.0	20:44.549	
3	1	1:29.795		22.857	40.134	26.804	236.8	12:09.755	10	1	1:27.297	22.141	38.793	26.363	241.6	22:11.846	
4	1	1:27.739		22.619	39.049	26.071	237.4	13:37.494	11	1	1:28.647	22.969	39.286	26.392	238.9	23:40.493	
5	1	1:26.561		22.122	38.502	25.937	238.4	15:04.055	12	1	1:27.928	22.369	39.312	26.247	240.5	25:08.421	
6	1	1:27.746		21.993	38.801	26.952	240.0	16:31.801	13	1	1:26.981	22.132	38.759	26.090	240.0	26:35.402	
7	1	1:27.160		22.110	38.464	26.586	238.4	17:58.961	14	1	1:29.791	22.134	39.339	28.318	241.1	28:05.193	
8	1	1:33.851	B	22.103	38.984	32.764	240.5	19:32.812	15	1	1:36.518	B	22.499	39.720	34.299	240.5	29:41.711
9	2	4:14.770		3:04.971	41.398	28.401	220.4	23:47.582	16	2	6:04.960	4:51.407	44.275	29.278	217.3	35:46.671	
10	2	1:30.985		23.560	40.176	27.249	235.8	25:18.567	17	2	1:32.266	23.305	40.817	28.144	238.9	37:18.937	
11	2	1:29.001		22.957	38.766	27.278	236.3	26:47.568	18	2	1:33.560	22.801	41.374	29.385	236.8	38:52.497	
12	2	1:28.284		22.597	38.383	27.304	237.4	28:15.852	19	2	1:30.061	22.943	40.122	26.996	227.8	40:22.558	
13	2	1:39.279		22.639	47.820	28.820	237.4	29:55.131	20	2	1:29.658	22.358	40.274	27.026	242.2	41:52.216	
14	2	1:28.801		22.640	38.860	27.301	238.9	31:23.932	21	2	1:29.054	22.533	39.709	26.812	241.6	43:21.270	
15	2	1:37.519		22.792	43.955	30.772	238.4	33:01.451	22	2	1:30.097	22.317	39.885	27.895	242.2	44:51.367	
16	2	1:40.968	B	22.492	39.208	39.268	239.5	34:42.419	23	2	1:39.445	B	22.387	39.914	37.144	242.7	46:30.812
17	1	4:47.665		3:40.075	39.535	28.055	234.3	39:30.084	24	2	7:47.211	6:18.904	59.611	28.696	226.9	54:18.023	
18	1	1:27.068		22.188	38.604	26.276	238.4	40:57.152	25	2	1:31.929	23.172	40.682	28.075	238.9	55:49.952	
19	1	1:37.455	B	22.352	38.472	36.631	237.9	42:34.607	26	2	1:30.447	22.592	39.798	28.057	242.2	57:20.399	
20	1	4:47.826		3:39.000	40.049	28.777	232.3	47:22.433	27	2	1:30.353	22.861	40.435	27.057	241.6	58:50.752	
21	1	1:27.897		22.080	38.136	27.681	237.9	48:50.330	28	2	1:36.816	B	22.733	39.591	34.492	240.5	1:00:27.568
22	1	1:26.169		22.220	38.300	25.649	240.0	50:16.499	29	3	5:54.423	4:38.690	45.773	29.960	179.1	1:06:21.991	
23	1	1:25.645		22.041	38.012	25.592	237.4	51:42.144	30	3	1:34.743	23.786	41.686	29.271	226.4	1:07:56.734	
24	1	1:28.034		23.056	38.449	26.529	237.4	53:10.178	31	3	1:32.910	24.210	40.816	27.884	229.3	1:09:29.644	
25	1	1:26.872		22.095	38.269	26.508	238.9	54:37.050	32	3	1:30.857	22.639	40.022	28.196	237.4	1:11:00.501	
26	1	1:32.686	B	22.246	38.306	32.134	238.4	56:09.736	33	3	1:29.511	22.565	39.901	27.045	239.5	1:12:30.012	
27	2	4:48.326		3:41.563	39.975	26.788	234.3	1:00:58.062	34	3	1:30.585	22.659	39.713	28.213	239.5	1:14:00.597	
28	2	1:29.093		22.665	39.201	27.227	237.4	1:02:27.155	35	3	1:30.759	23.563	40.047	27.149	238.9	1:15:31.356	
29	2	1:29.454		23.105	40.000	26.349	237.9	1:03:56.609	36	3	1:39.236	B	22.880	40.751	35.605	232.8	1:17:10.592
30	2	1:27.353		22.479	38.705	26.169	236.8	1:05:23.962	37	3	7:16.158	6:05.401	41.987	28.770	183.4	1:24:26.750	
31	2	1:27.379		22.476	38.710	26.193	237.4	1:06:51.341	38	3	1:29.785	22.797	39.827	27.161	239.5	1:25:56.535	
32	2	1:27.788		22.911	38.838	26.039	237.4	1:08:19.129	39	3	1:29.213	23.146	39.309	26.758	237.9	1:27:25.748	
33	2	1:37.606	B	22.428	39.542	35.636	238.9	1:09:56.735	40	3	1:28.577	23.011	39.210	26.356	237.4	1:28:54.325	
34	2	4:51.692		3:47.057	38.715	25.920	234.8	1:14:48.427	41	3	1:27.586	22.194	39.130	26.262	240.5	1:30:21.911	
35	2	1:26.511		22.492	38.249	25.770	236.8	1:16:14.938								34	
36	2	1:27.729		22.119	38.618	26.992	240.0	1:17:42.667								RACE PERFORMANCE	
37	2	1:28.243		22.427	39.716	26.100	236.3	1:19:10.910								1. Michel FREY	
38	2	1:27.872		22.329	38.404	27.139	237.4	1:20:38.782								2. Franck MAILLEUX	
39	2	1:34.441	B	22.371	38.608	33.462	236.8	1:22:13.223	1	1	2:42.454	B	1:19.798	42.568	40.088	234.8	2:42.454
40	1	2:51.140		1:46.233	38.971	25.936	235.8	1:25:04.363	2	1	3:39.155		2:31.035	40.588	27.532	236.3	6:21.609
41	1	1:28.877		22.650	39.057	27.170	235.3	1:26:33.240	3	1	1:30.839		23.153	40.477	27.209	239.5	7:52.448
42	1	1:29.655		22.036	39.074	28.545	241.1	1:28:02.895	4	1	1:27.805		22.210	39.468	26.127	240.0	9:20.253
43	1	1:26.369		22.207	38.372	25.790	236.3	1:29:29.264	5	1	1:27.103		22.087	38.422	26.594	241.6	10:47.356
44	1	1:27.094		22.140	38.125	26.829	237.9	1:30:56.358	6	1	1:27.817		22.152	39.212	26.453	241.1	12:15.173
29		PEGASUS RACING					Morgan - Nissan										
		1. Julien SCHELL					LMP2										
		2. Nicolas LEUTWILER					3. Jonathan COLEMAN										
1	1	4:39.434		3:20.237	47.309	31.888	188.2	4:39.434	7	1	1:26.335		21.838	38.101	26.396	242.2	13:41.508
2	1	1:33.613		23.710	41.692	28.211	210.5	6:13.047	8	1	1:25.947		21.912	38.298	25.737	241.1	15:07.455
3	1	1:31.360		23.294	40.747	27.319	235.8	7:44.407	9	1	1:26.326		21.851	38.066	26.409	241.6	16:33.781
4	1	1:28.991		22.535	39.645	26.811	243.2	9:13.398	10	1	1:26.918		21.917	38.369	26.632	243.2	18:00.699
5	1	1:31.017		22.385	39.848	28.784	241.6	10:44.415	11	1	1:27.854		22.044	38.572	27.238	243.8	19:28.553
6	1	1:28.472		22.208	39.645	26.619	243.2	12:12.887	12	1	1:38.145	B	22.199	39.063	36.883	241.6	21:06.698
7	1	1:36.758	B	22.112	39.150	35.496	241.6	13:49.645	13	1	6:19.992		5:11.608	41.581	26.803	213.4	27:26.690
14	1	1:28.194		22.348	40.019	25.827	241.6	28:54.884	14	1	1:28.194		22.348	40.019	25.827	241.6	28:54.884
15	1	1:34.429	B	23.103	39.364	31.962	192.2	30:29.313	15	1	1:34.429	B	23.103	39.364	31.962	192.2	30:29.313
16	2	2:02.327		57.977	38.561	25.789	240.5	32:31.640	16	2	2:02.327		57.977	38.561	25.789	240.5	32:31.640
17	2	1:27.774		22.557	38.872	26.345	240.5	33:59.414	17	2	1:27.774		22.557	38.872	26.345	240.5	33:59.414
18	2	1:26.666		21.952	38.252	26.462	241.6	35:26.080	18	2	1:26.666		21.952	38.252	26.462	241.6	35:26.080
19	2	1:26.011		22.014	38.306	25.691	242.7	36:52.091	19	2	1:26.011		22.014	38.306	25.691	242.7	36:52.091
20	2	1:28.670		22.346	38.465	27.859	242.7	38:20.761	20	2	1:28.670		22.346	38.465	27.859	242.7	38:20.761



EUROPEAN LE MANS SERIES 4 HOURS OF RED BULL RING

Free Practice 1

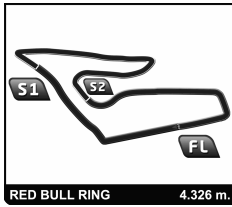
Sector Analysis

Amended

							Personal Best		Session Best		B Crossing the finish line in pit lane								
Lap	D	Time	Sector 1	Sector 2	Sector 3	T. Spd	Elapsed	Lap	D	Time	Sector 1	Sector 2	Sector 3	T. Spd	Elapsed				
21	2	1:26.800	22.056	37.948	26.796	243.8	39:47.561	29	3	1:27.988	21.965	38.487	27.536	240.5	49:04.726				
22	2	1:25.935	22.254	37.924	25.757	240.5	41:13.496	30	3	1:25.864	21.778	38.389	25.697	242.7	50:30.590				
23	2	1:36.310B	21.984	40.374	33.952	243.2	42:49.806	31	3	2:02.983	53.730	41.364	27.889	227.4	52:33.573				
24	1	11:09.303	...	42.558	26.117	235.3	53:59.109	32	3	1:29.126	21.958	39.681	27.487	242.2	54:02.699				
25	1	1:27.888	21.832	38.702	27.354	243.2	55:26.997	33	3	1:28.743	22.193	39.108	27.442	243.8	55:31.442				
26	1	1:28.538	22.200	39.645	26.693	246.6	56:55.535	34	3	1:27.694	21.877	38.833	26.984	243.8	56:59.136				
27	1	1:24.548	21.890	37.606	25.052	242.7	58:20.083	35	3	1:37.994B	21.942	39.944	36.108	242.7	58:37.130				
28	1	1:26.441	21.718	38.940	25.783	243.8	59:46.524	36	2	3:33.482	2:27.395	39.410	26.677	234.8	1:02:10.612				
29	1	1:26.230	21.646	37.539	27.045	244.9	1:01:12.754	37	2	1:26.336	21.959	38.509	25.868	240.0	1:03:36.948				
30	1	1:24.163	21.698	37.313	25.152	242.2	1:02:36.917	38	2	1:26.652	21.976	38.040	26.636	240.0	1:05:03.600				
31	1	1:24.824	21.590	37.819	25.415	243.2	1:04:01.741	39	2	1:26.839	22.067	38.354	26.418	240.0	1:06:30.439				
32	1	1:31.964B	22.152	37.509	32.303	242.7	1:05:33.705	40	2	1:27.187	21.936	38.472	26.779	241.6	1:07:57.626				
33	2	4:31.277	3:25.260	39.824	26.193	233.8	1:10:04.982	41	2	1:26.836	22.750	38.334	25.752	240.0	1:09:24.462				
34	2	1:27.410	21.969	38.655	26.786	240.5	1:11:32.392	42	2	1:30.040	21.919	40.090	28.031	238.9	1:10:54.502				
35	2	1:27.020	21.872	38.834	26.314	241.1	1:12:59.412	43	2	1:34.736B	21.889	37.863	34.984	240.0	1:12:29.238				
36	2	1:25.801	21.808	37.961	26.032	242.2	1:14:25.213	44	2	2:52.036	1:37.258	46.800	27.978	235.8	1:15:21.274				
37	2	1:25.734	21.889	38.216	25.629	242.7	1:15:50.947	45	2	1:50.905	21.843	1:03.131	25.931	239.5	1:17:12.179				
38	2	1:27.141	22.411	38.561	26.169	243.8	1:17:18.088	46	2	1:24.699	21.856	37.514	25.329	239.5	1:18:36.878				
39	2	1:25.803	22.013	38.228	25.562	242.2	1:18:43.891	47	2	1:25.046	21.895	37.777	25.374	238.9	1:20:01.924				
40	2	1:24.765	21.801	37.590	25.374	241.1	1:20:08.656	48	2	1:38.639	26.219	46.434	25.986	177.9	1:21:40.563				
41	2	1:25.610	22.077	38.005	25.528	240.5	1:21:34.266	49	2	1:24.723	21.877	37.593	25.253	240.0	1:23:05.286				
42	2	1:27.257	21.973	38.949	26.335	242.2	1:23:01.523	50	2	1:47.906	25.020	56.167	26.719	159.3	1:24:53.192				
43	2	1:39.402B	22.208	39.148	38.046	242.7	1:24:40.925	51	2	1:25.092	21.962	37.691	25.439	240.5	1:26:18.284				
44	2	2:26.286	1:13.204	43.554	29.528	233.8	1:27:07.211	52	2	1:27.688	22.211	38.644	26.833	238.4	1:27:45.972				
45	2	1:27.226	21.958	37.760	27.508	241.6	1:28:34.437	53	2	1:27.791	22.065	38.079	27.647	241.1	1:29:13.763				
46	2	1:27.131	22.851	37.859	26.421	239.5	1:30:01.568	54	2	1:24.873	21.872	37.596	25.405	241.1	1:30:38.636				

36		SIGNATECH ALPINE		Alpine A450b - Nissan			
1. Paul-Loup CHATIN		3. Oliver WEBB		LMP2			
2. Nelson PANCIATICI							
1	1	1:53.740	40.644	44.229	28.867	174.2	1:53.740
2	1	1:32.167	22.930	41.580	27.657	205.7	3:25.907
3	1	1:28.106	22.561	39.141	26.404	241.1	4:54.013
4	1	1:27.665	22.561	38.630	26.474	240.0	6:21.678
5	1	1:27.869	22.464	38.691	26.714	240.5	7:49.547
6	1	1:26.314	22.102	38.103	26.109	240.0	9:15.861
7	1	1:27.780	21.936	38.372	27.472	241.6	10:43.641
8	1	1:27.317	21.976	38.729	26.612	242.2	12:10.958
9	1	1:34.445B	21.941	39.532	32.972	242.2	13:45.403
10	1	3:35.963	2:29.232	38.940	27.791	236.8	17:21.366
11	1	1:27.347	22.107	39.080	26.160	241.1	18:48.713
12	1	1:26.036	21.884	38.019	26.133	241.1	20:14.749
13	1	1:26.790	21.878	38.218	26.694	241.6	21:41.539
14	1	1:28.595	21.844	38.571	28.180	242.7	23:10.134
15	1	1:26.050	21.958	38.034	26.058	242.2	24:36.184
16	1	1:32.621B	22.000	38.974	31.647	243.2	26:08.805
17	3	3:04.643	1:55.175	41.916	27.552	197.1	29:13.448
18	3	1:33.235	22.690	41.230	29.315	235.8	30:46.683
19	3	1:29.305	22.142	39.859	27.304	242.2	32:15.988
20	3	1:27.558	22.319	38.955	26.284	240.0	33:43.546
21	3	1:27.707	21.985	38.759	26.963	241.1	35:11.253
22	3	1:29.470	22.075	40.694	26.701	242.2	36:40.723
23	3	1:28.368	22.048	38.584	27.736	240.5	38:09.091
24	3	1:35.707B	22.168	39.965	33.574	240.5	39:44.798
25	3	3:30.507	2:21.476	40.952	28.079	237.9	43:15.305
26	3	1:26.429	21.721	38.575	26.133	240.5	44:41.734
27	3	1:28.541	21.922	39.295	27.324	243.2	46:10.275
28	3	1:26.463	21.967	38.405	26.091	240.5	47:36.738

38		JOTA SPORT		Zytek Z1 1SN - Nissan			
1. Simon DOLAN		3. Filipe ALBUQUERQUE		LMP2			
2. Harry TINCANNELL							
1	3	1:40.250B	28.399	40.243	31.608	217.7	1:40.250
2	3	4:58.856	3:52.866	39.803	26.187	229.3	6:39.106
3	3	1:26.230	22.276	38.461	25.493	235.8	8:05.336
4	3	1:27.222	22.009	38.565	26.648	238.9	9:32.558
5	3	1:25.127	21.769	38.069	25.289	240.0	10:57.685
6	3	1:26.435	21.794	38.036	26.605	238.9	12:24.120
7	3	1:25.460	21.837	38.154	25.469	238.9	13:49.580
8	3	1:24.769	21.737	37.909	25.123	238.4	15:14.349
9	3	1:24.698	21.695	37.948	25.055	238.4	16:39.047
10	3	1:27.001	21.995	38.933	26.073	238.9	18:06.048
11	3	1:26.483	22.249	38.070	26.164	237.4	19:32.531
12	3	1:26.045	21.852	38.653	25.540	239.5	20:58.576
13	3	1:28.590	21.946	38.640	28.004	239.5	22:27.166
14	3	1:28.737	22.654	39.394	26.689	232.8	23:55.903
15	3	1:25.111	21.891	37.804	25.416	238.9	25:21.014
16	3	1:25.068	21.724	37.969	25.375	239.5	26:46.082
17	3	1:30.454B	22.008	38.171	30.275	237.9	28:16.536
18	1	6:30.118	5:20.047	41.198	28.873	212.2	34:46.654
19	1	1:30.792	24.305	39.490	26.997	235.3	36:17.446
20	1	1:28.484	22.820	38.912	26.752	236.8	37:45.930
21	1	1:27.401	22.685	38.363	26.353	236.8	39:13.331
22	1	1:29.363	22.575	38.869	27.919	236.8	40:42.694
23	1	1:29.955	23.208	39.735	27.012	236.8	42:12.649
24	1	1:28.818	22.293	40.146	26.379	235.8	43:41.467
25	1	1:27.301	22.634	38.409	26.258	236.8	45:08.768
26	1	1:27.033	22.386	38.669	25.978	239.5	46:35.801
27	1	1:29.745	22.457	38.732	28.556	238.4	48:05.546
28	1	1:27.509	23.230	38.404	25.875	237.4	49:33.055



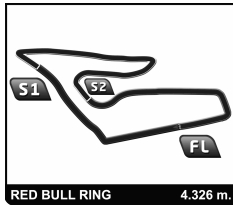
EUROPEAN LE MANS SERIES
4 HOURS OF RED BULL RING

Free Practice 1

Sector Analysis

Amended

								■ Personal Best ■ Session Best ■ Crossing the finish line in pit lane														
Lap	D	Time	Sector 1	Sector 2	Sector 3	T. Spd	Elapsed	Lap	D	Time	Sector 1	Sector 2	Sector 3	T. Spd	Elapsed							
29	1	1:28.865	22.660	38.640	27.565	238.4	51:01.920	31	3	1:29.650	23.303	39.284	27.063	237.4	52:31.815							
30	1	1:27.471	22.943	38.431	26.097	236.8	52:29.391	32	3	1:30.464	22.543	40.591	27.330	238.9	54:02.279							
31	1	1:28.502	22.447	40.033	26.022	239.5	53:57.893	33	3	1:41.057 B	22.602	39.794	38.661	235.8	55:43.336							
32	1	1:28.780	22.829	38.773	27.178	238.4	55:26.673	34	1	11:38.893	...	41.651	29.099	203.8	1:07:22.229							
33	1	1:38.067 B	22.382	40.312	35.373	238.9	57:04.740	35	1	1:30.089	23.166	39.405	27.518	232.8	1:08:52.318							
34	2	4:50.068	3:41.716	41.073	27.279	221.3	1:01:54.808	36	1	1:29.416	22.660	39.461	27.295	234.8	1:10:21.734							
35	2	1:28.638	22.752	39.228	26.658	237.4	1:03:23.446	37	1	1:28.612	22.435	39.560	26.617	240.0	1:11:50.346							
36	2	1:28.778	22.568	39.358	26.852	237.4	1:04:52.224	38	1	1:27.184	22.414	38.530	26.240	235.8	1:13:17.530							
37	2	1:27.545	22.518	38.691	26.336	235.3	1:06:19.769	39	1	1:33.183 B	22.373	38.222	32.588	237.4	1:14:50.713							
38	2	1:34.803 B	23.527	39.028	32.248	235.8	1:07:54.572	40	1	6:55.189	5:48.372	39.866	26.951	227.8	1:21:45.902							
39	2	4:04.556	2:56.182	41.160	27.214	213.0	1:11:59.128	41	1	1:27.223	22.566	38.552	26.105	234.8	1:23:13.125							
40	2	1:31.145	22.550	40.745	27.850	236.8	1:13:30.273	42	1	1:26.474	22.176	37.774	26.524	237.9	1:24:39.599							
41	2	1:28.861	22.683	38.512	27.666	235.3	1:14:59.134	43	1	1:28.648	22.277	39.381	26.990	237.9	1:26:08.247							
42	2	1:26.012	22.342	37.847	25.823	234.8	1:16:25.146	44	1	1:26.905	22.437	37.830	26.638	236.3	1:27:35.152							
43	2	1:25.678	22.083	37.928	25.667	236.8	1:17:50.824	45	1	1:28.898	22.521	37.865	28.512	236.8	1:29:04.050							
44	2	1:25.248	22.012	37.666	25.570	238.4	1:19:16.072	46	1	1:26.362	22.510	37.765	26.087	235.8	1:30:30.412							
45	2	1:26.049	22.052	38.498	25.499	240.5	1:20:42.121	<div style="border: 1px solid black; padding: 5px;"> 43 NEWBLOOD BY MORAND RACING Morgan - Judd 1.Christian KLIEN 3.Pierre RAGUES 2.Gary HIRSCH LMP2 </div>														
46	2	1:25.460	22.209	37.693	25.558	233.8	1:22:07.581															
47	2	1:26.824	22.022	39.104	25.698	238.4	1:23:34.405															
48	2	1:26.686	21.929	38.339	26.418	238.9	1:25:01.091															
49	2	1:28.937	22.002	40.063	26.872	239.5	1:26:30.028															
50	2	1:25.405	22.038	37.842	25.525	238.9	1:27:55.433															
51	2	1:26.673	21.921	37.700	27.052	240.0	1:29:22.106															
52	2	1:26.050	21.804	37.891	26.355	240.0	1:30:48.156															
<div style="border: 1px solid black; padding: 5px;"> 41 GREAVES MOTORSPORT Zytek Z11SN - Nissan 1.Tom KIMBER-SMITH 3.Mark PATTERSON 2.Matthew MCMURRY LMP2 </div>															<div style="border: 1px solid black; padding: 5px;"> 43 NEWBLOOD BY MORAND RACING Morgan - Judd 1.Christian KLIEN 3.Pierre RAGUES 2.Gary HIRSCH LMP2 </div>							
1	2	2:14.088 B	39.467	48.141	46.480	192.5	2:14.088								1	1	2:24.428 B	54.244	49.969	40.215	177.6	2:24.428
2	2	3:21.215	2:03.915	46.385	30.915	204.5	5:35.303								2	1	5:10.916	4:00.385	42.602	27.929	186.2	7:35.344
3	2	1:38.597	25.097	44.451	29.049	213.4	7:13.900								3	1	1:29.208	22.591	39.922	26.695	241.6	9:04.552
4	2	1:34.674	24.720	42.148	27.806	219.5	8:48.574	4	1	1:29.435	22.279	40.600	26.556	235.3	10:33.987							
5	2	1:31.328	23.501	40.808	27.019	235.3	10:19.902	5	1	1:26.411	22.134	38.430	25.847	242.7	12:00.398							
6	2	1:29.549	23.131	39.813	26.605	236.8	11:49.451	6	1	1:25.926	21.802	38.328	25.796	243.8	13:26.324							
7	2	1:30.540	22.700	40.187	27.653	240.0	13:19.991	7	1	1:35.466 B	21.611	38.872	34.983	238.9	15:01.790							
8	2	1:29.702	23.254	39.642	26.806	238.4	14:49.693	8	1	8:04.143	6:58.976	38.867	26.300	242.7	23:05.933							
9	2	1:31.312	22.706	40.512	28.094	238.9	16:21.005	9	1	1:25.804	21.768	38.314	25.722	246.0	24:31.737							
10	2	1:29.910	23.211	39.764	26.935	237.9	17:50.915	10	1	1:25.105	21.724	37.777	25.604	244.9	25:56.842							
11	2	1:29.573	22.559	39.586	27.428	238.9	19:20.488	11	1	1:28.199	23.795	38.412	25.992	241.1	27:25.041							
12	2	1:30.353	22.620	40.040	27.693	238.9	20:50.841	12	1	1:26.071	21.653	38.718	25.700	244.9	28:51.112							
13	2	1:28.864	22.450	39.709	26.705	237.4	22:19.705	13	1	1:27.143	21.916	38.388	26.839	244.9	30:18.255							
14	2	1:37.356 B	22.686	38.859	35.811	237.4	23:57.061	14	1	1:24.497	21.624	37.525	25.348	245.5	31:42.752							
15	3	4:18.876	3:04.475	43.397	31.004	203.0	28:15.937	15	1	1:31.973 B	21.621	39.419	30.933	246.0	33:14.725							
16	3	1:34.974	23.891	41.691	29.392	227.4	29:50.911	16	2	4:00.733	2:50.192	42.657	27.884	189.8	37:15.458							
17	3	1:32.833	23.452	40.878	28.503	235.8	31:23.744	17	2	1:28.646	22.692	39.640	26.314	243.8	38:44.104							
18	3	1:32.552	23.496	40.603	28.453	220.9	32:56.296	18	2	1:27.296	22.310	38.960	26.026	243.8	40:11.400							
19	3	1:31.568	23.337	40.104	28.127	235.8	34:27.864	19	2	1:28.584	22.262	38.562	27.760	243.2	41:39.984							
20	3	1:31.643	23.067	40.191	28.385	235.3	35:59.507	20	2	1:27.113	22.217	38.491	26.405	243.2	43:07.097							
21	3	1:32.205	23.406	40.467	28.332	229.8	37:31.712	21	2	1:30.737	22.158	40.778	27.801	244.3	44:37.834							
22	3	1:30.907	23.084	39.486	28.337	236.8	39:02.619	22	2	1:35.569 B	22.255	39.810	33.504	246.0	46:13.403							
23	3	1:30.393	22.932	39.634	27.827	237.9	40:33.012	23	2	5:11.487	4:04.192	40.477	26.818	212.2	51:24.890							
24	3	1:29.623	22.871	39.149	27.603	236.8	42:02.635	24	2	1:27.064	22.016	38.421	26.627	243.8	52:51.954							
25	3	1:31.465	22.882	39.746	28.837	237.9	43:34.100	25	2	1:26.409	21.843	38.631	25.935	244.3	54:18.363							
26	3	1:29.830	22.842	39.300	27.688	237.4	45:03.930	26	2	1:26.626	22.080	38.986	25.560	246.0	55:44.989							
27	3	1:29.305	22.655	39.306	27.344	237.9	46:33.235	27	2	1:26.315	21.774	38.822	25.719	246.0	57:11.304							
28	3	1:30.511	22.580	39.756	28.175	238.9	48:03.746	28	2	1:27.513	22.029	39.133	26.351	246.6	58:38.817							
29	3	1:28.871	22.574	39.017	27.280	237.9	49:32.617	29	2	1:32.948 B	21.709	38.255	32.984	247.7	1:00:11.765							
30	3	1:29.548	22.458	38.945	28.145	238.4	51:02.165	30	3	3:16.537	2:06.986	41.031	28.520	233.8	1:03:28.302							
								31	3	1:29.492	22.717	39.928	26.847	241.1	1:04:57.794							
								32	3	1:28.262	22.178	39.076	27.008	242.2	1:06:26.056							
								33	3	1:30.159	22.559	39.171	28.429	241.1	1:07:56.215							
								34	3	1:27.428	22.270	38.736	26.422	242.7	1:09:23.643							
								35	3	1:26.557	21.790	38.729	26.038	244.9	1:10:50.200							
								36	3	1:27.054	21.667	38.723	26.664	246.0	1:12:17.254							
								37	3	1:26.893	22.251	38.614	26.028	243.8	1:13:44.147							
								38	3	1:27.386	21.744	39.056	26.586	247.7	1:15:11.533							



EUROPEAN LE MANS SERIES
4 HOURS OF RED BULL RING

Free Practice 1

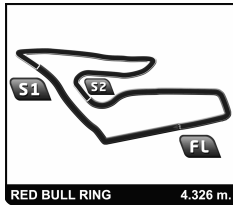
Sector Analysis

Amended

										Personal Best	Session Best	B Crossing the finish line in pit lane										
Lap	D	Time	Sector 1	Sector 2	Sector 3	T. Spd	Elapsed	Lap	D	Time	Sector 1	Sector 2	Sector 3	T. Spd	Elapsed							
8	2	4:18.546	3:09.651	40.723	28.172	232.8	15:22.544	11	3	1:32.142	23.104	40.828	28.210	238.4	27:38.366							
9	2	1:31.159	22.998	40.061	28.100	238.9	16:53.703	12	3	1:32.523	23.048	40.369	29.106	238.9	29:10.889							
10	2	1:43.178	25.394	47.492	30.292	166.2	18:36.881	13	3	1:32.453	23.384	40.777	28.292	240.0	30:43.342							
11	2	1:30.799	22.847	40.020	27.932	240.0	20:07.680	14	3	1:32.054	23.389	40.472	28.193	238.9	32:15.396							
12	2	1:43.076 B	25.403	41.428	36.245	200.4	21:50.756	15	3	1:32.646	23.006	40.972	28.668	223.1	33:48.042							
13	1	4:26.362	3:09.673	45.264	31.425	227.8	26:17.118	16	3	1:31.755	22.950	40.871	27.934	238.4	35:19.797							
14	1	1:35.966	23.859	42.178	29.929	237.4	27:53.084	17	3	1:31.609	22.959	40.257	28.393	240.5	36:51.406							
15	1	1:33.996	23.425	41.465	29.106	236.8	29:27.080	18	3	1:38.412 B	23.125	40.666	34.621	228.8	38:29.818							
16	1	1:34.207	23.360	41.697	29.150	237.9	31:01.287	19	1	3:03.140	1:52.473	41.895	28.772	224.5	41:32.958							
17	1	1:33.875	23.160	41.447	29.268	238.9	32:35.162	20	1	1:31.869	22.921	40.520	28.428	240.5	43:04.827							
18	1	1:33.700	23.108	41.584	29.008	238.4	34:08.862	21	1	1:32.841	23.048	41.284	28.509	239.5	44:37.668							
19	1	1:34.621	22.970	41.579	30.072	239.5	35:43.483	22	1	1:34.741	23.361	41.313	30.067	238.4	46:12.409							
20	1	1:48.896 B	24.287	47.016	37.593	228.3	37:32.379	23	1	1:32.147	23.225	40.758	28.164	237.4	47:44.556							
21	1	3:24.603	2:13.027	42.124	29.452	234.3	40:56.982	24	1	1:31.477	22.988	40.385	28.104	238.9	49:16.033							
22	1	1:34.698	23.695	41.604	29.399	238.9	42:31.680	25	1	1:31.701	22.919	40.549	28.233	240.5	50:47.734							
23	1	1:33.344	23.192	41.234	28.918	237.4	44:05.024	26	1	1:32.438	23.115	40.896	28.427	241.6	52:20.172							
24	1	1:34.064	23.349	41.488	29.227	236.8	45:39.088	27	1	1:31.929	22.781	40.574	28.574	241.6	53:52.101							
25	1	1:35.616	23.326	42.767	29.523	226.4	47:14.704	28	1	1:32.225	23.105	40.759	28.361	240.5	55:24.326							
26	1	1:35.991	23.269	42.158	30.564	234.8	48:50.695	29	1	1:32.788	22.836	41.355	28.597	242.2	56:57.114							
27	1	1:36.498	24.185	42.070	30.243	223.6	50:27.193	30	1	1:32.273	22.938	40.614	28.721	241.6	58:29.387							
28	1	1:33.474	23.149	41.342	28.983	238.9	52:00.667	31	1	1:39.102 B	23.022	40.724	35.356	240.5	1:00:08.489							
29	1	1:33.867	23.796	41.305	28.766	237.4	53:34.534	32	1	4:06.990	2:56.178	42.344	28.468	227.8	1:04:15.479							
30	1	1:32.987	22.979	41.108	28.900	237.4	55:07.521	33	1	1:34.813	23.204	42.421	29.188	223.6	1:05:50.292							
31	1	1:33.038	23.126	41.238	28.674	236.3	56:40.559	34	1	1:32.543	22.990	41.018	28.535	237.9	1:07:22.835							
32	1	1:34.457	23.134	41.959	29.364	236.8	58:15.016	35	1	1:32.082	22.938	40.922	28.222	238.9	1:08:54.917							
33	1	1:40.585 B	23.761	42.517	34.307	238.4	59:55.601	36	1	1:33.571	24.539	40.787	28.245	235.8	1:10:28.488							
34	3	3:26.328	2:12.219	45.421	28.688	198.2	1:03:21.929	37	1	1:32.757	23.103	41.194	28.460	238.4	1:12:01.245							
35	3	1:33.288	23.557	41.574	28.157	235.3	1:04:55.217	38	1	1:36.690 B	22.998	40.609	33.083	240.0	1:13:37.935							
36	3	1:33.382	23.010	42.291	28.081	232.3	1:06:28.599	39	1	3:51.452	2:41.887	41.124	28.441	233.8	1:17:29.387							
37	3	1:35.987	23.025	40.706	32.256	239.5	1:08:04.586	40	1	1:31.729	22.972	40.570	28.187	240.5	1:19:01.116							
38	3	1:32.501	23.095	40.461	28.945	238.9	1:09:37.087	41	1	1:32.893	23.010	41.412	28.471	240.0	1:20:34.009							
39	3	1:33.714	23.307	42.130	28.277	225.5	1:11:10.801	42	1	1:31.472	22.974	40.562	27.936	239.5	1:22:05.481							
40	3	1:32.179	22.974	40.354	28.851	238.4	1:12:42.980	43	1	1:33.154	22.879	41.077	29.198	239.5	1:23:38.635							
41	3	1:36.249	23.223	41.666	31.360	239.5	1:14:19.229	44	1	1:31.867	23.161	40.567	28.139	239.5	1:25:10.502							
42	3	1:31.250	22.816	40.277	28.157	241.1	1:15:50.479	45	1	1:31.368	22.871	40.319	28.178	238.9	1:26:41.870							
43	3	1:35.205	26.033	41.383	27.789	178.5	1:17:25.684	46	1	1:31.620	22.966	40.572	28.082	238.9	1:28:13.490							
44	3	1:31.030	22.868	40.119	28.043	239.5	1:18:56.714	47	1	1:32.552	23.923	40.606	28.023	238.4	1:29:46.042							
45	3	1:38.004 B	22.829	40.741	34.434	240.0	1:20:34.718	48	1	1:31.053	22.813	40.344	27.896	240.5	1:31:17.095							
46	3	2:40.099	1:30.253	40.854	28.992	235.3	1:23:14.817															
47	3	1:31.404	22.899	40.688	27.817	239.5	1:24:46.221															
48	3	1:34.316	22.959	41.615	29.742	240.0	1:26:20.537															
49	3	1:33.050	22.892	40.357	29.801	239.5	1:27:53.587															
50	3	1:32.555	22.918	40.822	28.815	240.0	1:29:26.142															
51	3	1:34.026	22.785	40.165	31.076	240.0	1:31:00.168															

56 AT RACING		Ferrari F458 Italia					
1.	Alexander TALKANITSA JR	3.	Pierre KAFFER				
2.	Alexander TALKANITSA		LMGTE				
1	3	1:49.145	33.970	45.012	30.163	183.4	1:49.145
2	3	1:33.516	23.329	41.306	28.881	235.8	3:22.661
3	3	1:32.469	23.238	40.950	28.281	240.0	4:55.130
4	3	1:31.473	22.856	40.233	28.384	242.2	6:26.603
5	3	1:37.925 B	22.962	40.246	34.717	241.1	8:04.528
6	3	8:27.094	7:11.240	46.067	29.787	157.0	16:31.622
7	3	1:34.176	23.048	42.651	28.477	240.0	18:05.798
8	3	1:31.766	22.877	40.738	28.151	233.8	19:37.564
9	3	1:39.278 B	22.859	40.826	35.593	241.6	21:16.842
10	3	4:49.382	3:37.193	43.211	28.978	188.5	26:06.224

57 SMP RACING		Ferrari F458 Italia GT3					
1.	Boris ROTENBERG	3.	Maurizio MEDIANI				
2.	Mika SALO		GTC				
1	2	2:09.881	54.506	44.328	31.047	181.8	2:09.881
2	2	1:33.806	23.555	41.580	28.671	231.8	3:43.687
3	2	1:32.568	23.069	41.133	28.366	236.8	5:16.255
4	2	1:31.926	23.055	40.635	28.236	239.5	6:48.181
5	2	1:33.892	23.006	40.933	29.953	237.9	8:22.073
6	2	1:32.007	22.852	40.890	28.265	238.9	9:54.080
7	2	1:31.832	23.268	40.343	28.221	237.4	11:25.912
8	2	1:31.430	22.888	40.348	28.194	238.4	12:57.342
9	2	1:37.053 B	22.797	40.843	33.413	239.5	14:34.395
10	3	4:44.205	3:30.172	43.391	30.642	220.4	19:18.600
11	3	1:33.842	23.314	40.933	29.595	238.4	20:52.442
12	3	1:33.815	24.370	40.764	28.681	237.9	22:26.257
13	3	1:43.177 B	23.033	41.438	38.706	237.4	24:09.434
14	3	6:33.722	5:22.440	41.951	29.331	224.1	30:43.156
15	3	1:33.966	23.943	41.212	28.811	236.8	32:17.122
16	3	1:33.037	23.215	40.751	29.071	238.4	33:50.159



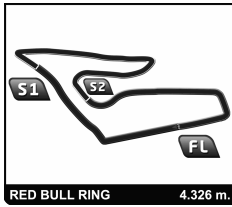
EUROPEAN LE MANS SERIES
4 HOURS OF RED BULL RING

Free Practice 1

Sector Analysis

Amended

								■ Personal Best ■ Session Best B Crossing the finish line in pit lane															
Lap	D	Time	Sector 1	Sector 2	Sector 3	T. Spd	Elapsed	Lap	D	Time	Sector 1	Sector 2	Sector 3	T. Spd	Elapsed								
60 FORMULA RACING 1. Johnny LAURSEN 2. Mikkel MAC 3. Jan MAGNUSSEN Ferrari F458 Italia GT3 GTC								1	1	4:01.084	2:40.806	47.856	32.422	162.4	4:01.084	1	1	4:52.204 B	3:24.792	46.162	41.250	180.0	4:52.204
2	1	1:34.174	23.608	41.451	29.115	236.3	5:35.258	2	1	3:27.985	2:13.636	44.026	30.323	218.6	8:20.189								
3	1	1:33.809	23.136	41.220	29.453	237.4	7:09.067	3	1	1:36.603	23.643	43.206	29.754	229.8	9:56.792								
4	1	1:31.924	23.138	40.155	28.631	237.9	8:40.991	4	1	1:38.774	24.111	45.025	29.638	210.1	11:35.566								
5	1	1:32.721	23.610	40.549	28.562	237.4	10:13.712	5	1	1:35.219	23.460	42.413	29.346	234.8	13:10.785								
6	1	1:33.933	23.470	41.158	29.305	238.9	11:47.645	6	1	1:38.061	24.731	43.491	29.839	212.2	14:48.846								
7	1	1:36.966	26.616	41.310	29.040	185.9	13:24.611	7	1	1:37.040	23.289	43.767	29.984	235.3	16:25.886								
8	1	1:37.721	23.485	45.480	28.756	213.0	15:02.332	8	1	1:34.883	23.698	41.720	29.465	235.8	18:00.769								
9	1	1:32.739	23.059	40.950	28.730	238.9	16:35.071	9	1	1:34.096	23.415	41.371	29.310	237.4	19:34.865								
10	1	1:43.432 B	24.114	42.809	36.509	231.8	18:18.503	10	1	1:33.810	23.376	41.560	28.874	234.8	21:08.675								
11	1	4:14.441	3:04.293	41.312	28.836	235.3	22:32.944	11	1	1:33.224	23.183	41.181	28.860	237.9	22:41.899								
12	1	1:33.275	23.085	41.057	29.133	236.8	24:06.219	12	1	1:34.441	23.121	41.068	30.252	237.4	24:16.340								
13	1	1:32.680	23.193	40.863	28.624	238.4	25:38.899	13	1	1:33.043	23.245	40.958	28.840	237.4	25:49.383								
14	1	1:32.468	23.095	40.757	28.616	236.8	27:11.367	14	1	1:42.261 B	23.219	40.982	38.060	236.8	27:31.644								
15	1	1:48.481	23.047	56.695	28.739	237.4	28:59.848	15	2	10:49.000	9:37.245	42.436	29.319	225.9	38:20.644								
16	1	1:32.401	23.186	40.616	28.599	237.9	30:32.249	16	2	1:33.673	23.332	41.457	28.884	235.8	39:54.317								
17	1	1:33.363	23.180	40.763	29.420	237.9	32:05.612	17	2	1:34.718	23.082	42.689	28.947	236.3	41:29.035								
18	1	1:39.439 B	23.457	40.902	35.080	236.8	33:45.051	18	2	1:34.003	23.153	41.725	29.125	236.8	43:03.038								
19	3	3:12.403	2:00.664	42.573	29.166	207.3	36:57.454	19	2	1:36.457	23.443	43.021	29.993	227.8	44:39.495								
20	3	1:32.986	23.372	40.769	28.845	238.4	38:30.440	20	2	1:34.258	23.547	41.579	29.132	236.8	46:13.753								
21	3	1:33.274	23.190	40.616	29.468	237.4	40:03.714	21	2	1:33.672	23.165	41.570	28.937	237.4	47:47.425								
22	3	1:32.778	23.340	40.914	28.524	238.4	41:36.492	22	2	1:33.522	23.147	41.414	28.961	238.9	49:20.947								
23	3	1:32.361	23.150	40.519	28.692	237.4	43:08.853	23	2	1:41.553 B	23.043	41.567	36.943	237.4	51:02.500								
24	3	1:31.918	23.001	40.454	28.463	238.4	44:40.771	24	1	4:57.805	3:43.180	43.980	30.645	220.4	56:00.305								
25	3	1:42.753 B	23.155	42.113	37.485	197.1	46:23.524	25	1	1:37.708	23.968	42.888	30.852	229.8	57:38.013								
26	3	4:21.746	3:09.896	41.062	30.788	234.3	50:45.270	26	1	1:36.076	23.957	42.359	29.760	234.3	59:14.089								
27	3	1:34.273	23.395	41.445	29.433	236.3	52:19.543	27	1	1:36.788	24.302	42.430	30.056	234.3	1:00:50.877								
28	3	1:32.097	23.085	40.434	28.578	237.4	53:51.640	28	1	1:34.870	23.565	41.853	29.452	234.8	1:02:25.747								
29	3	1:38.039	23.025	41.934	33.080	237.9	55:29.679	29	1	1:35.046	23.518	42.112	29.416	234.8	1:04:00.793								
30	3	1:32.491	23.165	40.694	28.632	238.4	57:02.170	30	1	1:34.645	23.393	41.930	29.322	234.8	1:05:35.438								
31	3	1:32.184	22.968	40.550	28.666	238.4	58:34.354	31	1	1:34.768	23.441	41.912	29.415	233.8	1:07:10.206								
32	3	1:35.641	23.084	40.880	31.677	238.4	1:00:09.995	32	1	1:35.341	23.914	41.840	29.587	233.8	1:08:45.547								
33	3	1:31.887	22.973	40.422	28.492	238.4	1:01:41.882	33	1	1:34.608	23.642	41.684	29.282	234.8	1:10:20.155								
34	3	1:43.682 B	26.626	42.856	34.200	171.4	1:03:25.564	34	1	1:35.182	23.365	41.789	30.028	234.8	1:11:55.337								
35	2	2:52.103	1:39.387	42.525	30.191	227.4	1:06:17.667	35	1	1:37.063	24.804	41.819	30.440	234.3	1:13:32.400								
36	2	1:38.570	25.521	42.686	30.363	227.4	1:07:56.237	36	1	1:34.681	23.342	41.788	29.551	238.9	1:15:07.081								
37	2	1:34.377	23.646	41.463	29.268	237.4	1:09:30.614	37	1	1:36.038	23.615	43.158	29.265	235.8	1:16:43.119								
38	2	1:33.286	23.259	41.178	28.849	236.3	1:11:03.900	38	1	1:34.865	23.264	42.067	29.534	238.9	1:18:17.984								
39	2	1:33.226	23.094	41.432	28.700	236.3	1:12:37.126	39	1	1:34.967	24.210	41.581	29.176	235.8	1:19:52.951								
40	2	1:33.301	23.119	41.297	28.885	237.9	1:14:10.427	40	1	1:34.921	23.558	41.391	29.972	235.8	1:21:27.872								
41	2	1:33.092	23.248	41.042	28.802	238.4	1:15:43.519	41	1	2:10.646	58.973	42.032	29.641	232.3	1:23:38.518								
42	2	1:32.930	23.126	41.177	28.627	236.8	1:17:16.449	42	1	1:35.447	24.367	41.696	29.384	235.8	1:25:13.965								
43	2	1:32.784	23.208	41.004	28.572	236.8	1:18:49.233	43	1	1:33.721	23.329	41.013	29.379	238.4	1:26:47.686								
44	2	1:33.463	23.165	41.570	28.728	237.4	1:20:22.696	44	1	1:34.097	23.419	41.261	29.417	237.4	1:28:21.783								
45	2	1:32.549	23.033	40.889	28.627	237.4	1:21:55.245	45	1	1:38.340	23.608	41.814	32.918	235.8	1:30:00.123								
46	2	1:35.621	23.891	41.044	30.686	234.8	1:23:30.866	46	1	1:58.902 B	27.702	44.889	46.311	210.5	1:31:59.025								
47	2	1:33.053	23.035	41.104	28.914	238.4	1:25:03.919	66 JMW MOTORSPORT 1. Daniel MCKENZIE 2. George RICHARDSON 3. Rob BELL Ferrari F458 Italia LMGT E															
48	2	1:33.088	23.065	41.412	28.611	238.4	1:26:37.007	1	3	1:55.331 B	32.346	44.275	38.710	183.4	1:55.331								
49	2	1:32.799	22.991	41.126	28.682	238.4	1:28:09.806	2	3	3:25.359	2:13.776	42.254	29.329	224.1	5:20.690								
50	2	1:32.450	23.089	40.722	28.639	238.4	1:29:42.256	3	3	1:33.466	23.356	41.262	28.848	239.5	6:54.156								
51	2	1:32.325	23.048	40.775	28.502	237.9	1:31:14.581	4	3	1:32.903	23.090	40.986	28.827	240.0	8:27.059								
								5	3	1:32.379	22.965	40.725	28.689	240.5	9:59.438								
								6	3	1:31.915	22.841	40.788	28.286	240.5	11:31.353								
								7	3	1:31.687	22.873	40.515	28.299	241.6	13:03.040								
								8	3	1:38.000 B	22.857	40.728	34.415	241.1	14:41.040								



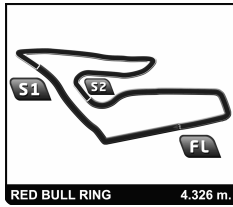
EUROPEAN LE MANS SERIES
4 HOURS OF RED BULL RING

Free Practice 1

Sector Analysis

Amended

Lap	D	Time	Sector 1	Sector 2	Sector 3	T. Spd	Elapsed	Lap	D	Time	Sector 1	Sector 2	Sector 3	T. Spd	Elapsed
23	1	1:32.160	22.989	40.526	28.645	237.9	57:44.320								
24	1	1:51.371 B	24.152	43.493	43.726	192.2	59:35.691								
25	2	19:59.576	...	44.076	31.841	222.7	1:19:35.267								
26	2	1:35.587	23.966	41.834	29.787	233.8	1:21:10.854								
27	2	1:35.263	23.909	41.955	29.399	213.4	1:22:46.117								
28	2	1:34.316	23.456	41.215	29.645	234.8	1:24:20.433								
29	2	1:35.802	23.426	42.900	29.476	235.3	1:25:56.235								
30	2	1:40.632	24.495	45.251	30.886	234.8	1:27:36.867								
31	2	1:35.364	24.496	41.629	29.239	233.3	1:29:12.231								
32	2	1:33.694	23.456	41.291	28.947	230.8	1:30:45.925								
								<div style="display: flex; justify-content: space-between;"> 71 SMP RACING Ferrari F458 Italia GT3 </div> <div style="display: flex; justify-content: space-between;"> 1.Kirill LADYGIN 3.Luca PERSIANI </div> <div style="display: flex; justify-content: space-between;"> 2.Aleksey BASOV GTC </div>							
1	1	2:05.774	44.432	48.537	32.805	172.2	2:05.774								
2	1	1:47.094	26.115	48.995	31.984	190.8	3:52.868								
3	1	1:39.285	26.225	44.001	29.059	183.1	5:32.153								
4	1	1:46.353 B	23.200	43.456	39.697	219.1	7:18.506								
5	1	10:37.723	9:23.529	44.945	29.249	196.7	17:56.229								
6	1	1:33.538	23.116	41.600	28.822	236.3	19:29.767								
7	1	1:33.459	23.105	41.141	29.213	237.4	21:03.226								
8	1	1:32.222	23.032	40.772	28.418	238.4	22:35.448								
9	1	1:37.319	22.910	43.765	30.644	238.9	24:12.767								
10	1	1:31.986	22.985	40.643	28.358	238.4	25:44.753								
11	1	1:31.734	23.056	40.355	28.323	238.4	27:16.487								
12	1	1:31.619	22.964	40.379	28.276	238.4	28:48.106								
13	1	1:31.836	22.991	40.462	28.383	238.9	30:19.942								
14	1	1:32.413	23.034	40.769	28.610	239.5	31:52.355								
15	1	1:46.400 B	22.868	46.407	37.125	240.5	33:38.755								
16	2	3:55.408	2:39.461	43.369	32.578	220.9	37:34.163								
17	2	1:34.654	23.557	41.776	29.321	236.8	39:08.817								
18	2	1:33.656	23.352	41.540	28.764	236.3	40:42.473								
19	2	1:34.627	23.941	41.417	29.269	238.9	42:17.100								
20	2	1:32.927	23.226	40.947	28.754	237.9	43:50.027								
21	2	1:32.941	23.238	41.046	28.657	238.4	45:22.968								
22	2	1:33.885	23.232	41.891	28.762	235.8	46:56.853								
23	2	1:32.616	23.038	40.807	28.771	239.5	48:29.469								
24	2	1:34.714	23.191	42.033	29.490	239.5	50:04.183								
25	2	1:33.035	23.168	41.071	28.796	237.4	51:37.218								
26	2	1:33.743	23.065	41.431	29.247	239.5	53:10.961								
27	2	1:33.187	23.234	41.261	28.692	239.5	54:44.148								
28	2	1:33.107	23.340	41.050	28.717	238.4	56:17.255								
29	2	1:35.780	23.212	42.259	30.309	235.3	57:53.035								
30	2	1:43.568 B	23.322	41.460	38.786	236.3	59:36.603								
31	3	10:47.221	9:34.790	43.264	29.167	210.5	1:10:23.824								
32	3	1:33.566	23.242	41.519	28.805	235.3	1:11:57.390								
33	3	1:34.583	23.141	41.686	29.756	237.9	1:13:31.973								
34	3	1:39.559	22.962	46.496	30.101	239.5	1:15:11.532								
35	3	1:32.154	22.995	40.581	28.578	238.9	1:16:43.686								
36	3	1:31.959	22.811	40.646	28.502	240.0	1:18:15.645								
37	3	1:32.043	22.903	40.282	28.858	238.9	1:19:47.688								
38	3	1:31.790	22.889	40.518	28.383	238.4	1:21:19.478								
39	3	1:31.653	22.996	40.409	28.248	237.4	1:22:51.131								
40	3	1:34.223	22.874	40.650	30.699	238.4	1:24:25.354								
41	3	1:34.825	23.083	42.523	29.219	238.9	1:26:00.179								
42	3	1:32.095	23.126	40.463	28.506	236.8	1:27:32.274								
43	3	1:31.767	22.920	40.210	28.637	239.5	1:29:04.041								
44	3	1:31.994	23.104	40.515	28.375	237.9	1:30:36.035								
								<div style="display: flex; justify-content: space-between;"> 72 SMP RACING Ferrari F458 Italia </div> <div style="display: flex; justify-content: space-between;"> 1.Andrea BERTOLINI 3.Sergey ZLOBIN </div> <div style="display: flex; justify-content: space-between;"> 2.Viktor SHAITAR LMGTE </div>							
1	1	1:53.142	39.421	44.064	29.657	207.7	1:53.142								
2	1	1:33.832	23.291	41.624	28.917	210.9	3:26.974								
3	1	1:31.842	23.037	40.824	27.981	238.9	4:58.816								
4	1	1:31.265	22.852	40.355	28.058	240.0	6:30.081								
5	1	1:32.157	23.020	40.902	28.235	240.0	8:02.238								
6	1	1:31.402	22.669	40.523	28.210	240.5	9:33.640								
7	1	1:30.816	22.620	40.218	27.978	241.6	11:04.456								
8	1	1:37.218 B	22.702	40.357	34.159	240.5	12:41.674								
9	1	5:34.988	4:21.495	44.858	28.635	173.4	18:16.662								
10	1	1:30.606	22.796	40.092	27.718	238.4	19:47.268								
11	1	1:33.657	22.713	40.976	29.968	240.0	21:20.925								
12	1	1:30.290	22.658	39.980	27.652	240.5	22:51.215								
13	1	1:30.350	22.607	39.983	27.760	240.0	24:21.565								
14	1	1:30.050	22.639	39.702	27.709	241.6	25:51.615								
15	1	1:30.425	22.668	39.782	27.975	241.1	27:22.040								
16	1	1:38.624 B	22.933	40.686	35.005	239.5	29:00.664								
17	3	3:52.686	2:41.919	41.982	28.785	213.9	32:53.350								
18	3	1:32.972	23.200	41.103	28.669	235.8	34:26.322								
19	3	1:33.006	23.121	41.032	28.853	237.9	35:59.328								
20	3	1:33.561	23.080	41.332	29.149	238.4	37:32.889								
21	3	1:32.373	23.037	40.857	28.479	237.9	39:05.262								
22	3	1:33.825	22.898	41.195	29.732	240.0	40:39.087								
23	3	1:32.430	23.137	40.885	28.408	229.3	42:11.517								
24	3	1:33.181	23.175	41.786	28.220	237.4	43:44.698								
25	3	1:31.609	22.968	40.423	28.218	238.9	45:16.307								
26	3	1:31.632	22.882	40.464	28.286	239.5	46:47.939								
27	3	1:32.678	23.157	40.760	28.761	237.9	48:20.617								
28	3	1:32.415	23.400	40.729	28.286	238.4	49:53.032								
29	3	1:32.783	23.128	41.053	28.602	232.3	51:25.815								
30	3	1:33.088	23.167	40.971	28.950	238.4	52:58.903								
31	3	1:32.112	23.026	40.562	28.524	237.9	54:31.015								
32	3	1:32.765	23.225	41.070	28.470	230.8	56:03.780								
33	3	1:32.778	22.918	40.988	28.872	240.5	57:36.558								
34	3	1:45.165 B	22.991	40.926	41.248	236.3	59:21.723								
35	2	3:58.644	2:45.397	42.643	30.604	202.2	1:03:20.367								
36	2	1:33.139	23.301	40.777	29.061	238.4	1:04:53.506								
37	2	1:32.315	23.045	40.711	28.559	238.4	1:06:25.821								
38	2	1:33.364	23.594	40.929	28.841	238.9	1:07:59.185								
39	2	1:38.421	23.868	41.503	33.050	235.8	1:09:37.606								
40	2	1:34.811	23.555	42.197	29.059	232.3	1:11:12.417								
41	2	1:32.177	22.987	40.772	28.418	235.3	1:12:44.594								
42	2	1:32.707	23.255	40.890	28.562	231.8	1:14:17.301								
43	2	1:32.847	23.107	40.556	29.184	240.0	1:15:50.148								
44	2	1:32.591	23.070	41.176	28.345	231.8	1:17:22.739								
45	2	1:31.490	22.896	40.444	28.150	241.1	1:18:54.229								
46	2	1:31.740	22.903	40.589	28.248	241.1	1:20:25.969								
47	2	1:31.770	22.852	40.834	28.084	240.5	1:21:57.739								
48	2	1:32.339	23.101	40.418	28.820	238.9	1:23:30.078								
49	2	1:32.761	22.844	40.189	29.728	240.0	1:25:02.839								
50	2	1:32.330	23.224	40.968	28.138	240.5	1:26:35.169								
51	2	1:32.154	22.738	40.773	28.643	242.7	1:28:07.323								
52	2	1:31.949	22.822	40.468	28.659	242.7	1:29:39.272								
53	2	1:31.241	22.796	40.384	28.061	241.1	1:31:10.513								



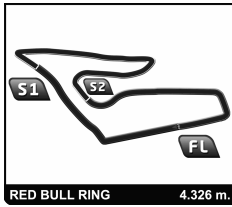
EUROPEAN LE MANS SERIES 4 HOURS OF RED BULL RING

Free Practice 1

Sector Analysis

Amended

								■ Personal Best ■ Session Best ■ B Crossing the finish line in pit lane							
Lap	D	Time	Sector 1	Sector 2	Sector 3	T. Spd	Elapsed	Lap	D	Time	Sector 1	Sector 2	Sector 3	T. Spd	Elapsed
73 SMP RACING 1.Olivier BERETTA 2.David MARKOZOV 3.Anton LADYGIN Ferrari F458 Italia GT3 GTC															
1	1	2:49.770	1:35.930	43.291	30.549	206.9	2:49.770	8	3	1:33.185	23.194	40.609	29.382	234.8	18:57.476
2	1	1:34.187	23.856	40.966	29.365	237.4	4:23.957	9	3	1:32.285	23.180	40.382	28.723	234.3	20:29.761
3	1	1:33.172	23.366	40.915	28.891	237.4	5:57.129	10	3	1:33.080	23.164	40.982	28.934	235.3	22:02.841
4	1	1:33.394	23.598	40.757	29.039	237.9	7:30.523	11	3	1:32.048	23.121	40.368	28.559	234.8	23:34.889
5	1	1:32.332	23.306	40.302	28.724	238.4	9:02.855	12	3	1:39.069 B	23.342	40.713	35.014	235.3	25:13.958
6	1	1:32.536	23.337	40.525	28.674	236.8	10:35.391	13	1	4:49.982	3:35.674	44.526	29.782	211.8	30:03.940
7	1	1:40.664 B	23.870	40.650	36.144	236.8	12:16.055	14	1	1:35.265	23.785	42.115	29.365	233.3	31:39.205
8	1	7:03.837	5:48.981	44.858	29.998	216.0	19:19.892	15	1	1:34.190	23.573	41.789	28.828	233.8	33:13.395
9	1	1:32.914	23.445	40.914	28.555	233.3	20:52.806	16	1	1:35.500	23.517	42.800	29.183	222.2	34:48.895
10	1	1:32.162	23.513	40.119	28.530	238.4	22:24.968	17	1	1:34.203	23.457	41.701	29.045	231.8	36:23.098
11	1	1:31.681	23.002	40.068	28.611	238.4	23:56.649	18	1	1:36.310	25.285	41.810	29.215	230.8	37:59.408
12	1	1:31.782	23.234	40.096	28.452	238.9	25:28.431	19	1	1:34.905	23.609	42.366	28.930	231.3	39:34.313
13	1	1:37.959 B	23.004	40.682	34.273	238.4	27:06.390	20	1	1:34.693	23.814	41.179	29.700	232.8	41:09.006
14	1	3:43.598	2:31.929	42.845	28.824	203.0	30:49.988	21	1	1:37.440	24.287	42.409	30.744	231.8	42:46.446
15	1	1:33.062	23.340	40.292	29.430	237.4	32:23.050	22	1	1:41.878 B	24.530	42.622	34.726	234.8	44:28.324
16	1	1:38.605 B	23.286	40.137	35.182	237.9	34:01.655	23	2	5:59.726	4:38.971	46.760	33.995	208.1	50:28.050
17	3	3:16.820	2:05.474	42.222	29.124	236.8	37:18.475	24	2	1:37.338	23.943	43.069	30.326	231.8	52:05.388
18	3	1:33.720	23.123	41.263	29.334	238.4	38:52.195	25	2	1:36.650	24.001	42.228	30.421	231.8	53:42.038
19	3	1:33.165	23.167	41.232	28.766	237.9	40:25.360	26	2	1:35.817	23.820	41.803	30.194	231.8	55:17.855
20	3	1:34.113	22.904	41.107	30.102	237.9	41:59.473	27	2	1:36.366	23.938	41.952	30.476	232.3	56:54.221
21	3	1:35.405	24.517	41.170	29.718	236.8	43:34.878	28	2	1:36.566	23.701	42.021	30.844	232.8	58:30.787
22	3	1:32.701	22.992	41.152	28.557	238.4	45:07.579	29	2	1:34.916	23.464	41.540	29.912	233.8	1:00:05.703
23	3	1:32.859	23.135	41.223	28.501	237.9	46:40.438	30	2	1:34.940	23.527	41.640	29.773	232.8	1:01:40.643
24	3	1:40.942 B	23.139	41.710	36.093	235.8	48:21.380	31	2	1:34.635	23.530	41.355	29.750	232.3	1:03:15.278
25	3	5:01.900	3:51.711	41.538	28.651	233.8	53:23.280	32	2	1:34.525	23.747	41.511	29.267	232.3	1:04:49.803
26	3	1:32.008	22.980	40.591	28.437	237.9	54:55.288	33	2	1:41.360 B	23.535	41.780	36.045	231.8	1:06:31.163
27	3	1:32.473	22.797	40.907	28.769	237.9	56:27.761	34	1	4:30.225	3:17.581	42.500	30.144	227.8	1:11:01.388
28	3	1:32.260	22.803	40.453	29.004	237.9	58:00.021	35	1	1:34.501	23.796	41.537	29.168	232.8	1:12:35.889
29	3	1:41.671 B	23.606	40.523	37.542	238.4	59:41.692	36	1	1:34.159	23.525	41.558	29.076	232.3	1:14:10.048
30	2	4:59.525	3:47.572	42.320	29.633	215.6	1:04:41.217	37	1	1:34.217	23.536	41.612	29.069	233.8	1:15:44.265
31	2	1:35.234	23.241	41.528	30.465	237.4	1:06:16.451	38	1	1:34.042	23.481	41.503	29.058	233.8	1:17:18.307
32	2	1:33.004	23.367	40.831	28.806	238.9	1:07:49.455	39	1	1:34.039	23.426	41.249	29.364	234.8	1:18:52.346
33	2	1:32.619	23.099	40.889	28.631	238.4	1:09:22.074	40	1	1:39.418 B	23.723	41.299	34.396	233.3	1:20:31.764
34	2	1:33.979	23.151	41.585	29.243	238.4	1:10:56.053	41	3	4:01.290	2:36.194	48.777	36.319	226.9	1:24:33.054
35	2	1:32.138	22.927	40.729	28.482	237.9	1:12:28.191	42	3	1:34.433	23.570	41.649	29.214	233.3	1:26:07.487
36	2	1:32.335	23.038	40.578	28.719	237.9	1:14:00.526	43	3	1:33.950	23.733	41.110	29.107	233.3	1:27:41.437
37	2	1:41.962 B	24.264	41.750	35.948	236.8	1:15:42.488	44	3	1:33.902	23.351	41.079	29.472	234.3	1:29:15.339
38	2	6:08.756	4:56.811	42.904	29.041	198.9	1:21:51.244	45	3	1:32.871	23.250	40.854	28.767	234.8	1:30:48.210
39	2	1:33.069	23.279	40.762	29.028	238.4	1:23:24.313								
40	2	1:32.769	23.112	40.810	28.847	238.4	1:24:57.082								
41	2	1:32.986	22.971	40.656	29.359	237.9	1:26:30.068								
42	2	1:33.501	23.280	40.858	29.363	237.9	1:28:03.569								
43	2	1:32.068	23.024	40.431	28.613	237.9	1:29:35.637								
44	2	1:31.782	22.920	40.423	28.439	237.9	1:31:07.419								
75 PROSPEED COMPETITION 1.Max VAN SPLUNTEREN 2.Gilles VANNELET 3.Mike PARISY Porsche GT3 R GTC															
1	3	3:19.257	2:02.446	46.670	30.141	183.1	3:19.257								
2	3	1:34.519	23.829	41.470	29.220	233.3	4:53.776								
3	3	1:33.573	23.487	40.895	29.191	235.8	6:27.349								
4	3	1:32.386	23.306	40.265	28.815	235.3	7:59.735								
5	3	1:32.824	23.136	41.188	28.500	238.9	9:32.559								
6	3	1:38.679 B	23.047	40.121	35.511	236.8	11:11.238								
7	3	6:13.053	5:01.025	42.952	29.076	229.8	17:24.291								
76 IMSA PERFORMANCE MATMUT 1.Raymond NARAC 2.Nicolas ARMINDO 3.Christina NIELSEN Porsche 911 GT3 RSR LMGT E															
1	1	2:14.066	54.932	48.171	30.963	164.9	2:14.066								
2	1	1:39.787	25.569	44.220	29.998	190.5	3:53.853								
3	1	1:41.706 B	23.918	41.754	36.034	230.8	5:35.559								
4	1	2:55.019	1:42.981	42.452	29.586	225.5	8:30.578								
5	1	1:34.284	23.252	41.543	29.489	238.4	10:04.862								
6	1	1:33.264	23.058	41.184	29.022	226.4	11:38.126								
7	1	1:32.830	23.215	40.708	28.907	238.9	13:10.956								
8	1	1:32.886	23.784	40.774	28.328	236.8	14:43.842								
9	1	1:33.182	23.130	41.301	28.751	237.4	16:17.024								
10	1	1:31.912	23.166	40.416	28.330	237.4	17:48.936								
11	1	1:32.519	23.007	40.787	28.725	238.9	19:21.455								
12	1	1:33.156	23.280	41.176	28.700	235.8	20:54.611								
13	1	1:32.696	23.139	40.830	28.727	236.8	22:27.307								
14	1	1:45.787 B	24.343	41.327	40.117	210.5	24:13.094								
15	3	5:42.318	4:21.250	49.441	31.627	168.5	29:55.412								
16	3	1:39.085	24.098	45.081	29.906	208.5	31:34.497								



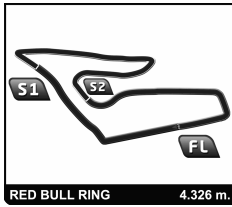
EUROPEAN LE MANS SERIES
4 HOURS OF RED BULL RING

Free Practice 1

Sector Analysis

Amended

								■ Personal Best ■ Session Best ■ Crossing the finish line in pit lane							
Lap	D	Time	Sector 1	Sector 2	Sector 3	T. Spd	Elapsed	Lap	D	Time	Sector 1	Sector 2	Sector 3	T. Spd	Elapsed
17	3	1:36.681	23.689	43.158	29.834	216.9	33:11.178	24	2	1:31.806	22.819	40.527	28.460	238.4	1:07:26.325
18	3	1:46.722 B	23.453	42.458	40.811	216.4	34:57.900	25	2	1:32.188	22.713	40.735	28.740	241.1	1:08:58.513
19	3	3:01.082	1:48.820	43.092	29.170	212.2	37:58.982	26	2	1:31.816	22.829	40.639	28.348	237.9	1:10:30.329
20	3	1:36.569	23.353	42.627	30.589	230.3	39:35.551	27	2	1:31.816	22.802	40.563	28.451	237.9	1:12:02.145
21	3	1:34.477	23.344	42.025	29.108	229.8	41:10.028	28	2	1:42.820 B	22.867	41.140	38.813	226.9	1:13:44.965
22	3	1:36.675	24.354	42.813	29.508	200.0	42:46.703	<div style="border: 1px solid black; padding: 5px;"> 78 TEAM RUSSIA BY BARWELL BMW Z4 GT3 1. Leonid MACHITSKI 3. Jonathan COCKER 2. Timur SARDAROV GTC </div>							
23	3	1:35.652	23.776	42.417	29.459	215.1	44:22.355								
24	3	1:33.631	23.237	41.585	28.809	230.8	45:55.986								
25	3	1:33.728	23.048	41.742	28.938	236.3	47:29.714								
26	3	1:36.963	23.214	44.023	29.726	233.8	49:06.677								
27	3	1:33.942	23.295	41.805	28.842	236.3	50:40.619								
28	3	1:33.583	23.006	41.346	29.231	236.8	52:14.202								
29	3	1:33.434	23.412	41.506	28.516	235.8	53:47.636								
30	3	1:32.718	23.149	41.004	28.565	236.8	55:20.354								
31	3	1:33.146	22.979	41.293	28.874	237.9	56:53.500								
32	3	1:42.733 B	22.871	42.727	37.135	233.3	58:36.233								
33	3	3:13.351	2:00.240	44.385	28.726	190.5	1:01:49.584								
34	3	1:33.232	23.177	40.980	29.075	235.8	1:03:22.816								
35	3	1:39.158	25.775	44.815	28.568	220.0	1:05:01.974								
36	3	1:33.038	23.255	41.306	28.477	233.3	1:06:35.012								
37	3	1:43.778 B	24.737	42.615	36.426	190.5	1:08:18.790								
38	2	3:15.230	2:03.381	42.828	29.021	230.8	1:11:34.020								
39	2	1:33.418	23.004	41.980	28.434	237.4	1:13:07.438								
40	2	1:32.067	23.248	40.596	28.223	237.4	1:14:39.505								
41	2	1:32.086	22.996	40.888	28.202	233.3	1:16:11.591								
42	2	1:31.976	23.182	40.525	28.269	233.3	1:17:43.567								
43	2	1:31.153	22.919	40.210	28.024	236.8	1:19:14.720								
44	2	1:39.594 B	23.083	42.200	34.311	233.3	1:20:54.314								
45	2	6:00.601	4:51.310	41.019	28.272	229.3	1:26:54.915								
46	2	1:33.824	23.221	40.390	30.213	236.3	1:28:28.739								
47	2	1:32.872	23.721	40.754	28.397	236.3	1:30:01.611								
<div style="border: 1px solid black; padding: 5px;"> 77 PROTON COMPETITION Porsche 911 GT3 RSR 1. Horst FELBERMAYR SR 3. Richard LIETZ 2. Horst FELBERMAYR JR LMGTE </div>								19	3	1:36.283	24.863	41.775	29.645	232.3	46:01.449
								20	1	1:35.546	23.772	41.698	30.076	234.3	47:36.995
								21	1	1:35.494	23.941	41.671	29.882	235.8	49:12.489
								22	1	1:34.491	23.680	41.541	29.270	233.8	50:46.980
								23	1	1:36.147	23.819	42.601	29.727	233.8	52:23.127
								24	1	1:34.083	23.948	41.114	29.021	232.3	53:57.210
								25	1	1:36.434	23.835	42.676	29.923	201.9	55:33.644
								26	1	1:34.181	23.824	41.159	29.198	232.8	57:07.825
								27	1	1:34.281	23.608	41.191	29.482	232.8	58:42.106
								28	1	1:34.890	23.645	41.815	29.430	233.3	1:00:16.996
29	1	1:43.936 B	23.668	41.528	38.740	233.8	1:02:00.932								
30	2	4:33.633	3:16.661	45.554	31.418	202.2	1:06:34.565								
31	2	1:39.165	24.482	43.129	31.554	216.9	1:08:13.730								
32	2	1:36.813	23.870	42.849	30.094	230.3	1:09:50.543								
33	2	1:36.406	24.048	42.148	30.210	232.3	1:11:26.949								
34	2	1:35.981	23.900	42.374	29.707	232.3	1:13:02.930								
35	2	1:35.411	23.629	42.043	29.739	233.3	1:14:38.341								
36	2	1:34.894	23.480	42.245	29.169	232.8	1:16:13.235								
37	2	1:34.603	23.440	41.804	29.359	232.8	1:17:47.838								
38	2	1:36.320	23.714	43.046	29.560	230.8	1:19:24.158								
39	2	1:35.276	24.100	41.784	29.392	230.8	1:20:59.434								
40	2	1:34.625	23.653	41.812	29.160	232.8	1:22:34.059								
41	2	2:18.786	23.460	41.583	1:13.743	233.3	1:24:52.845								
42	2	1:35.308	23.872	42.054	29.382	233.3	1:26:28.153								
43	2	1:36.129	23.751	41.837	30.541	227.4	1:28:04.282								
44	2	1:41.590 B	23.677	42.175	35.738	223.1	1:29:45.872								



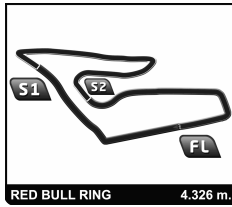
EUROPEAN LE MANS SERIES
4 HOURS OF RED BULL RING

Free Practice 1

Sector Analysis

Amended

								Personal Best		Session Best		B Crossing the finish line in pit lane				
Lap	D	Time	Sector 1	Sector 2	Sector 3	T. Spd	Elapsed	Lap	D	Time	Sector 1	Sector 2	Sector 3	T. Spd	Elapsed	
81 KESSEL RACING 1.Thomas KEMENATER 2.Matteo CRESSONI								Ferrari F458 Italia LMGTE								
1	1	4:31.843	B	2:38.822	1:00.851	52.170	181.8	6	2	1:36.559	24.380	41.673	30.506	218.6	13:15.518	
2	1	3:55.339		2:30.800	51.077	33.462	210.5	7	2	1:32.458	23.234	40.651	28.573	235.3	14:47.976	
3	1	1:40.959		24.392	43.118	33.449	232.8	8	2	1:33.036	23.000	40.627	29.409	233.8	16:21.012	
4	1	1:38.843		25.908	42.612	30.323	231.8	9	2	1:38.913	B	23.676	40.901	34.336	234.8	17:59.925
5	1	1:36.984		24.488	42.509	29.987	231.3	10	2	3:32.132	2:22.009	40.472	29.651	230.8	21:32.057	
6	1	1:35.325		23.602	42.210	29.513	236.8	11	2	1:32.524	23.309	40.859	28.356	235.3	23:04.581	
7	1	1:35.530		23.558	41.650	30.322	235.3	12	2	1:31.452	22.966	40.421	28.065	234.8	24:36.033	
8	1	1:34.975		23.618	41.604	29.753	235.3	13	2	1:32.076	22.860	40.331	28.885	238.4	26:08.109	
9	1	1:33.825		23.303	41.295	29.227	237.9	14	2	1:30.903	22.979	40.183	27.741	235.8	27:39.012	
10	1	1:33.530		23.397	41.290	28.843	237.9	15	2	1:35.946	B	22.943	40.398	32.605	235.8	29:14.958
11	1	1:32.890		23.196	40.951	28.743	237.9	16	1	4:15.512	2:59.049	45.088	31.375	188.8	33:30.470	
12	1	1:33.960		23.240	41.916	28.804	236.3	17	1	1:37.378	24.337	42.884	30.157	229.3	35:07.848	
13	1	1:32.559		23.214	40.742	28.603	238.9	18	1	1:38.341	24.240	43.689	30.412	207.7	36:46.189	
14	1	1:46.988	B	25.025	43.754	38.209	204.5	19	1	1:36.724	23.492	42.584	30.648	233.3	38:22.913	
15	2	3:50.142		2:37.177	43.004	29.961	159.3	20	1	1:40.605	23.558	46.231	30.816	235.3	40:03.518	
16	2	1:39.194		23.277	47.070	28.847	238.9	21	1	1:37.191	24.392	42.385	30.414	228.3	41:40.709	
17	2	1:34.345		23.146	41.461	29.738	236.8	22	1	1:36.651	23.804	42.491	30.356	228.3	43:17.360	
18	2	1:33.555		23.998	41.088	28.469	215.1	23	1	1:35.923	23.578	42.059	30.286	230.8	44:53.283	
19	2	1:32.417		23.207	40.780	28.430	238.4	24	1	1:35.811	23.693	42.214	29.904	234.3	46:29.094	
20	2	1:33.063		23.118	41.296	28.649	238.4	25	1	1:36.328	23.651	42.622	30.055	231.8	48:05.422	
21	2	1:32.196		23.320	40.483	28.393	238.4	26	1	1:36.197	24.097	42.288	29.812	219.5	49:41.619	
22	2	1:38.818		22.936	41.135	34.747	238.4	27	1	1:36.107	23.988	42.644	29.475	229.3	51:17.726	
23	2	1:31.459		23.004	40.341	28.114	238.4	28	1	1:44.569	B	23.578	42.924	38.067	233.8	53:02.295
24	2	1:31.188		22.854	40.177	28.157	238.9	29	1	4:14.949	3:00.359	44.022	30.568	207.7	57:17.244	
25	2	1:39.722	B	22.872	41.215	35.635	227.8	30	1	1:36.604	24.112	42.436	30.056	230.8	58:53.848	
26	2	7:27.331		6:09.298	48.316	29.717	194.6	31	1	1:35.794	23.940	42.332	29.522	229.3	1:00:29.642	
27	2	1:32.276		23.083	40.696	28.497	238.9	32	1	1:35.765	23.862	42.322	29.581	227.8	1:02:05.407	
28	2	1:32.787		23.252	40.544	28.991	237.9	33	1	1:35.413	23.628	41.968	29.817	227.4	1:03:40.820	
29	2	1:31.921		22.941	40.194	28.786	238.4	34	1	1:35.448	23.761	42.072	29.615	231.8	1:05:16.268	
30	2	1:31.745		23.156	40.498	28.091	238.4	35	1	1:34.804	23.495	42.126	29.183	229.3	1:06:51.072	
31	2	1:31.412		22.919	40.266	28.227	238.9	36	1	1:45.583	B	24.204	43.253	38.126	219.5	1:08:36.655
32	2	1:39.516	B	23.617	41.342	34.557	225.0	37	3	3:20.679	2:04.828	46.636	29.215	204.5	1:11:57.334	
33	2	3:35.729		2:16.155	48.841	30.733	202.2	38	3	1:35.252	23.731	42.118	29.403	225.9	1:13:32.586	
34	2	1:32.200		23.172	40.834	28.194	236.3	39	3	1:35.752	23.326	43.445	28.981	238.9	1:15:08.338	
35	2	1:32.041		22.962	40.441	28.638	237.9	40	3	1:32.756	23.051	41.456	28.249	231.3	1:16:41.094	
36	2	1:31.644		23.127	40.352	28.165	237.4	41	3	1:31.218	22.850	40.636	27.732	235.3	1:18:12.312	
37	2	1:31.618		22.892	40.312	28.414	239.5	42	3	1:33.715	22.805	41.179	29.731	236.8	1:19:46.027	
38	2	1:42.831	B	23.279	42.314	37.238	220.4	43	3	1:31.850	23.109	40.757	27.984	235.8	1:21:17.877	
39	1	3:47.289		2:34.317	42.403	30.569	177.9	44	3	1:30.696	22.774	40.246	27.676	236.3	1:22:48.573	
40	1	1:32.529		23.180	40.873	28.476	236.8	45	3	1:32.343	22.819	40.298	29.226	236.3	1:24:20.916	
41	1	1:33.561		23.173	41.068	29.320	237.4	46	3	1:33.116	23.078	41.418	28.620	233.3	1:25:54.032	
42	1	1:32.425		23.415	40.726	28.284	237.9	47	3	1:31.426	23.072	40.407	27.947	235.3	1:27:25.458	
43	1	1:39.031		22.891	42.018	34.122	238.9	48	3	1:32.452	24.076	40.603	27.773	236.3	1:28:57.910	
44	1	1:31.962		23.035	40.619	28.308	236.8	49	3	1:32.432	22.702	41.730	28.000	237.9	1:30:30.342	
45	1	1:31.736		23.028	40.462	28.246	237.9									
46	1	1:31.408		22.946	40.303	28.159	237.9									
85 GULF RACING UK 1.Roald GOETHE 2.Stuart HALL								Aston Martin Vantage V8 LMGTE								
1	2	2:17.987		1:06.245	42.313	29.429	222.2	1	2	2:21.761	1:07.162	44.510	30.089	191.5	2:21.761	
2	2	1:40.797	B	23.362	42.754	34.681	214.3	2	2	1:36.629	23.662	43.583	29.384	234.3	3:58.390	
3	2	4:33.210		3:23.819	41.007	28.384	230.3	3	2	1:34.212	23.543	41.726	28.943	238.9	5:32.602	
4	2	1:34.934		23.153	40.630	31.151	236.3	4	2	1:33.675	23.094	41.402	29.179	210.9	7:06.277	
5	2	1:32.031		23.103	40.686	28.242	235.3	5	2	1:32.553	22.988	40.758	28.807	235.8	8:38.830	
6	2	1:32.389		23.013	40.593	28.783	240.0	6	2	1:32.389	23.013	40.593	28.783	240.0	10:11.219	
7	2	1:35.965		23.285	42.857	29.823	220.4	7	2	1:35.965	23.285	42.857	29.823	220.4	11:47.184	
8	2	1:32.464		23.444	40.574	28.446	235.8	8	2	1:32.464	23.444	40.574	28.446	235.8	13:19.648	
9	2	1:33.487		23.815	41.188	28.484	220.9	9	2	1:33.487	23.815	41.188	28.484	220.9	14:53.135	
10	2	1:37.312	B	23.077	40.671	33.564	232.3	10	2	1:37.312	B	23.077	40.671	33.564	16:30.447	
86 GULF RACING UK 1.Michael WAINWRIGHT 2.Adam CARROLL								Porsche 911 GT3 RSR LMGTE								
1	2	2:21.761		1:07.162	44.510	30.089	191.5	1	2	2:21.761	1:07.162	44.510	30.089	191.5	2:21.761	
2	2	1:36.629		23.662	43.583	29.384	234.3	2	2	1:36.629	23.662	43.583	29.384	234.3	3:58.390	
3	2	1:34.212		23.543	41.726	28.943	238.9	3	2	1:34.212	23.543	41.726	28.943	238.9	5:32.602	
4	2	1:33.675		23.094	41.402	29.179	210.9	4	2	1:33.675	23.094	41.402	29.179	210.9	7:06.277	
5	2	1:32.553		22.988	40.758	28.807	235.8	5	2	1:32.553	22.988	40.758	28.807	235.8	8:38.830	
6	2	1:32.389		23.013	40.593	28.783	240.0	6	2	1:32.389	23.013	40.593	28.783	240.0	10:11.219	
7	2	1:35.965		23.285	42.857	29.823	220.4	7	2	1:35.965	23.285	42.857	29.823	220.4	11:47.184	
8	2	1:32.464		23.444	40.574	28.446	235.8	8	2	1:32.464	23.444	40.574	28.446	235.8	13:19.648	
9	2	1:33.487		23.815	41.188	28.484	220.9	9	2	1:33.487	23.815	41.188	28.484	220.9	14:53.135	
10	2	1:37.312	B	23.077	40.671	33.564	232.3	10	2	1:37.312	B	23.077	40.671	33.564	16:30.447	



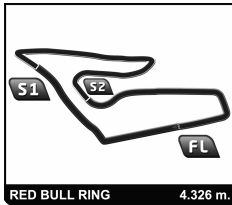
EUROPEAN LE MANS SERIES
4 HOURS OF RED BULL RING

Free Practice 1

Sector Analysis

Amended

								■ Personal Best ■ Session Best ■ Crossing the finish line in pit lane														
Lap	D	Time	Sector 1	Sector 2	Sector 3	T. Spd	Elapsed	Lap	D	Time	Sector 1	Sector 2	Sector 3	T. Spd	Elapsed							
11	1	7:46.923	6:26.791	47.158	32.974	199.6	24:17.370	19	2	1:33.853	23.362	41.340	29.151	235.3	37:36.260							
12	1	1:39.029	23.933	43.752	31.344	212.6	25:56.399	20	2	1:33.145	23.253	40.987	28.905	235.8	39:09.405							
13	1	1:37.718	24.451	42.671	30.596	211.4	27:34.117	21	2	1:44.578 B	23.311	41.847	39.420	232.8	40:53.983							
14	1	1:36.675	23.733	42.372	30.570	229.8	29:10.792	22	1	13:58.062	...	43.090	29.962	188.5	54:52.045							
15	1	1:38.717	24.234	42.927	31.556	211.4	30:49.509	23	1	1:32.401	23.170	40.749	28.482	234.3	56:24.446							
16	1	1:39.322	26.800	42.166	30.356	223.1	32:28.831	24	1	1:32.364	23.125	40.639	28.600	236.3	57:56.810							
17	1	1:37.872	23.856	43.288	30.728	232.3	34:06.703	25	1	1:32.168	23.133	40.552	28.483	235.8	59:28.978							
18	1	1:36.574	23.932	42.179	30.463	224.1	35:43.277	26	1	1:41.951 B	23.143	40.517	38.291	236.3	1:01:10.929							
19	1	1:41.095	24.913	43.699	32.483	217.3	37:24.372	27	3	4:36.860	3:24.719	42.605	29.536	214.7	1:05:47.789							
20	1	1:38.621	25.067	42.981	30.573	231.3	39:02.993	28	3	1:34.348	23.323	41.704	29.321	234.8	1:07:22.137							
21	1	1:36.862	24.125	42.068	30.669	233.3	40:39.855	29	3	1:37.618	23.781	43.127	30.710	230.8	1:08:59.755							
22	1	1:43.073 B	23.745	42.115	37.213	234.8	42:22.928	30	3	1:33.760	23.311	41.176	29.273	235.3	1:10:33.515							
23	1	6:03.968	4:19.837	1:08.184	35.947	225.5	48:26.896	31	3	1:33.447	23.293	41.020	29.134	234.8	1:12:06.962							
24	1	1:38.381	24.484	43.023	30.874	228.8	50:05.277	32	3	1:34.678	23.216	41.196	30.266	234.3	1:13:41.640							
25	1	1:36.167	23.944	42.283	29.940	232.3	51:41.444	33	3	1:43.193 B	23.295	41.582	38.316	232.8	1:15:24.833							
26	1	1:36.588	23.883	42.320	30.385	220.9	53:18.032	34	2	3:48.386	2:33.908	43.724	30.754	203.4	1:19:13.219							
27	1	1:35.278	23.863	41.749	29.666	233.8	54:53.310	35	2	1:37.255	23.258	42.382	31.615	230.8	1:20:50.474							
28	1	1:35.132	23.600	41.807	29.725	235.8	56:28.442	36	2	1:33.374	23.134	41.368	28.872	234.8	1:22:23.848							
29	1	1:35.044	23.495	41.614	29.935	232.3	58:03.486	37	2	1:33.776	23.392	41.605	28.779	234.8	1:23:57.624							
30	1	1:35.945	23.496	42.436	30.013	234.3	59:39.431	38	2	1:32.820	23.137	40.902	28.781	235.8	1:25:30.444							
31	1	1:42.443 B	23.677	41.960	36.806	231.3	1:01:21.874	39	2	1:32.456	23.089	40.697	28.670	235.8	1:27:02.900							
32	3	4:36.001	3:15.847	48.715	31.439	164.6	1:05:57.875	40	2	1:32.628	23.036	40.587	29.005	236.8	1:28:35.528							
33	3	1:37.025	23.929	42.772	30.324	213.0	1:07:34.900	41	2	1:40.629 B	23.129	41.557	35.943	231.3	1:30:16.157							
34	3	1:35.119	23.839	41.896	29.384	227.4	1:09:10.019	<div style="border: 1px solid black; padding: 5px;"> 95 AF CORSE Ferrari F458 Italia GT3 1. Adrien DE LEENER GTC 2. Cedric SBIRRAZZUOLI </div>														
35	3	1:33.676	23.431	41.277	28.968	236.8	1:10:43.695															
36	3	1:32.885	23.183	41.072	28.630	231.8	1:12:16.580															
37	3	1:33.101	23.174	40.985	28.942	223.6	1:13:49.681															
38	3	1:32.923	23.133	41.081	28.709	233.8	1:15:22.604															
39	3	1:32.650	23.075	41.009	28.566	237.4	1:16:55.254															
40	3	1:32.298	23.015	40.725	28.558	237.9	1:18:27.552															
41	3	1:32.198	23.037	40.605	28.556	238.4	1:19:59.750															
42	3	1:32.260	23.073	40.826	28.361	237.4	1:21:32.010															
43	3	1:32.547	23.033	41.077	28.437	237.9	1:23:04.557															
44	3	1:33.086	23.007	40.931	29.148	233.3	1:24:37.643															
45	3	1:37.065	22.997	42.127	31.941	235.8	1:26:14.708															
46	3	1:38.790 B	22.966	40.953	34.871	235.3	1:27:53.498															
															<div style="border: 1px solid black; padding: 5px;"> 93 PRO GT BY ALMERAS Porsche 997 GT3R 1. Franck PERERA GTC 2. Matthieu VAXIVIÈRE 3. Henry HASSID </div>							
1	1	2:54.630	1:38.434	45.283	30.913	183.4	2:54.630								1	1	5:05.671 B	3:40.287	50.084	35.300	157.0	5:05.671
2	1	1:33.968	23.567	41.267	29.134	233.8	4:28.598	2	1	2:51.273	1:39.433	42.511	29.329	220.0	7:56.944							
3	1	1:32.511	23.475	40.726	28.310	236.3	6:01.109	3	1	1:32.783	23.197	41.196	28.390	236.8	9:29.727							
4	1	1:32.358	23.212	40.568	28.578	236.3	7:33.467	4	1	1:32.064	23.033	40.600	28.431	237.4	11:01.791							
5	1	1:45.726	23.047	51.373	31.306	231.3	9:19.193	5	1	1:31.492	22.939	40.323	28.230	237.4	12:33.283							
6	1	1:31.779	23.113	40.327	28.339	234.3	10:50.972	6	1	1:37.756 B	23.027	40.491	34.238	236.8	14:11.039							
7	1	1:45.833 B	23.146	42.635	40.052	235.3	12:36.805	7	1	5:38.695	4:29.303	41.067	28.325	232.8	19:49.734							
8	3	4:15.233	2:59.869	43.953	31.411	215.1	16:52.038	8	1	1:32.202	23.255	40.628	28.319	236.8	21:21.936							
9	3	1:38.592	24.819	43.714	30.059	230.8	18:30.630	9	1	1:32.037	22.877	40.924	28.236	239.5	22:53.973							
10	3	1:35.873	23.833	42.155	29.885	234.3	20:06.503	10	1	1:31.963	23.035	40.454	28.474	237.9	24:25.936							
11	3	1:34.938	23.865	41.671	29.402	232.8	21:41.441	11	1	1:38.494 B	22.904	40.560	35.030	238.9	26:04.430							
12	3	1:33.752	23.390	41.268	29.094	235.8	23:15.193	12	1	6:25.950	5:12.990	44.411	28.549	167.7	32:30.380							
13	3	1:33.364	23.333	41.189	28.842	234.8	24:48.557	13	1	1:40.940	24.408	42.060	34.472	225.9	34:11.320							
14	3	1:46.406 B	23.446	41.671	41.289	234.8	26:34.963	14	1	1:32.767	22.965	41.291	28.511	238.4	35:44.087							
15	2	4:41.902	3:27.153	44.540	30.209	176.5	31:16.865	15	1	1:36.544	23.914	41.690	30.940	234.3	37:20.631							
16	2	1:35.012	23.938	42.075	28.999	226.9	32:51.877	16	1	1:35.610	22.829	40.548	32.233	241.1	38:56.241							
17	2	1:33.489	23.379	41.287	28.823	234.8	34:25.366	17	1	1:40.363 B	23.009	41.756	35.598	238.9	40:36.604							
18	2	1:37.041	23.245	41.221	32.575	235.3	36:02.407	18	1	6:25.463	5:07.816	46.793	30.854	196.0	47:02.067							
								19	1	1:36.744	23.670	43.060	30.014	230.8	48:38.811							
								20	1	1:36.495	23.655	42.502	30.338	232.3	50:15.306							
								21	1	1:35.364	23.461	42.075	29.828	233.8	51:50.670							
								22	1	1:35.379	23.486	42.257	29.636	234.3	53:26.049							
								23	1	1:34.919	23.428	41.822	29.669	238.4	55:00.968							
								24	1	1:41.639 B	23.585	41.762	36.292	238.9	56:42.607							
								25	1	6:19.143	5:01.984	45.862	31.297	222.7	1:03:01.750							
								26	1	1:36.839	23.534	42.164	31.141	238.9	1:04:38.589							
								27	1	1:40.019	24.042	45.758	30.219	233.3	1:06:18.608							
								28	1	1:40.405	25.146	42.868	32.391	214.3	1:07:59.013							
								29	1	1:37.417	24.913	42.532	29.972	213.9	1:09:36.430							
								30	1	1:46.210 B	24.478	43.573	38.159	219.1	1:11:22.640							
								31	1	3:38.116	2:26.554	41.901	29.661	234.3	1:15:00.756							



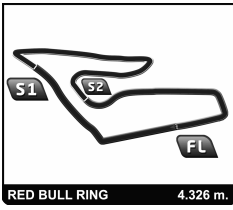
EUROPEAN LE MANS SERIES
4 HOURS OF RED BULL RING

Free Practice 1

Sector Analysis

Amended

							Personal Best		Session Best		B Crossing the finish line in pit lane								
Lap	D	Time	Sector 1	Sector 2	Sector 3	T. Spd	Elapsed	Lap	D	Time	Sector 1	Sector 2	Sector 3	T. Spd	Elapsed				
32	1	1:33.801	23.418	41.345	29.038	237.9	1:16:34.557	10	3	1:33.769	22.894	40.563	30.312	239.5	26:15.930				
33	1	1:35.406	23.611	42.433	29.362	232.3	1:18:09.963	11	3	1:32.110	22.935	40.395	28.780	239.5	27:48.040				
34	1	1:42.350	B	23.250	42.181	36.919	240.5	1:19:52.313	12	3	1:40.795	B	23.334	42.322	35.139	231.8	29:28.835		
35	2	3:19.644	2:08.582	42.564	28.498	231.3	1:23:11.957	13	1	10:12.553	8:59.480	42.702	30.371	220.4	39:41.388				
36	2	1:33.128	23.384	41.343	28.401	210.1	1:24:45.085	14	1	1:34.819	23.642	41.598	29.579	232.3	41:16.207				
37	2	1:32.390	22.946	40.680	28.764	238.9	1:26:17.475	15	1	1:34.356	23.713	41.272	29.371	234.3	42:50.563				
38	2	1:33.777	23.038	40.965	29.774	240.0	1:27:51.252	16	1	1:34.958	23.419	41.300	30.239	235.8	44:25.521				
39	2	1:32.410	22.784	40.642	28.984	240.0	1:29:23.662	17	1	1:34.248	23.870	41.273	29.105	234.8	45:59.769				
40	2	1:32.034	23.204	40.420	28.410	237.4	1:30:55.696	18	1	1:39.400	B	23.342	41.035	35.023	235.8	47:39.169			
98 ART GRAND PRIX McLaren MP4 12C GT3																			
1. Kevin KORJUS 3. Yann GOUDY GTC																			
2. Grégoire DEMOUSTIER																			
1	1	2:59.829	1:40.951	46.215	32.663	209.3	2:59.829	19	2	11:02.765	9:47.207	44.435	31.123	211.4	58:41.934				
2	1	1:35.144	23.782	41.976	29.386	237.4	4:34.973	20	2	1:36.881	24.259	42.300	30.322	233.3	1:00:18.815				
3	1	1:32.907	23.322	40.828	28.757	237.9	6:07.880	21	2	1:35.248	23.778	41.460	30.010	236.8	1:01:54.063				
4	1	1:32.330	23.160	40.728	28.442	237.9	7:40.210	22	2	1:35.334	23.382	42.033	29.919	236.3	1:03:29.397				
5	1	1:40.002	B	22.999	40.217	36.786	238.4	9:20.212	23	2	1:35.436	23.437	41.860	30.139	238.4	1:05:04.833			
6	1	10:37.953	9:27.217	41.741	28.995	232.3	19:58.165	24	2	1:34.597	23.362	41.665	29.570	236.8	1:06:39.430				
7	1	1:31.994	23.141	40.561	28.292	237.4	21:30.159	25	2	1:41.566	B	23.295	41.904	36.367	238.4	1:08:20.996			
8	1	1:31.272	22.907	40.214	28.151	237.9	23:01.431	26	2	2:53.929	1:42.378	42.113	29.438	204.9	1:11:14.925				
9	1	1:33.626	22.889	41.769	28.968	238.4	24:35.057	27	2	1:36.368	23.273	43.249	29.846	237.4	1:12:51.293				
10	1	1:38.478	B	22.834	41.047	34.597	238.9	26:13.535	28	2	1:33.891	24.211	40.843	28.837	235.3	1:14:25.184			
11	2	11:59.082	...	44.091	31.921	230.8	38:12.617	29	2	1:33.224	23.306	41.151	28.767	237.9	1:15:58.408				
12	2	1:35.901	23.708	41.836	30.357	236.3	39:48.518	30	2	1:38.061	B	23.160	41.129	33.772	237.4	1:17:36.469			
13	2	1:36.138	23.344	42.478	30.316	232.8	41:24.656	31	1	3:04.413	1:51.708	42.746	29.959	229.8	1:20:40.882				
14	2	1:34.750	23.743	41.344	29.663	235.8	42:59.406	32	1	1:35.157	23.452	41.648	30.057	234.8	1:22:16.039				
15	2	1:33.874	23.355	41.342	29.177	237.4	44:33.280	33	1	1:33.941	23.241	41.370	29.330	237.9	1:23:49.980				
16	2	1:43.712	B	23.253	41.431	39.028	237.9	46:16.992	34	1	1:35.004	23.212	41.769	30.023	237.4	1:25:24.984			
17	3	4:22.295	3:09.167	43.081	30.047	218.2	50:39.287	35	1	1:35.106	23.849	41.657	29.600	240.0	1:27:00.090				
18	3	1:34.771	23.620	41.658	29.493	235.3	52:14.058	36	1	1:34.320	23.148	42.014	29.158	236.3	1:28:34.410				
19	3	1:35.202	23.724	42.305	29.173	227.4	53:49.260	37	1	1:39.722	B	23.409	41.421	34.892	235.8	1:30:14.132			
20	3	1:34.050	23.490	41.558	29.002	233.3	55:23.310												
21	3	1:35.885	23.331	42.226	30.328	236.3	56:59.195												
22	3	1:39.799	B	23.472	41.340	34.987	236.3	58:38.994											
23	2	9:00.443	7:47.079	43.333	30.031	229.3	1:07:39.437												
24	2	1:33.580	23.157	41.301	29.122	237.9	1:09:13.017												
25	2	1:33.465	23.108	41.153	29.204	237.4	1:10:46.482												
26	2	1:35.424	23.461	42.138	29.825	225.9	1:12:21.906												
27	2	1:41.628	B	23.058	40.804	37.766	239.5	1:14:03.534											
28	2	7:45.059	6:33.505	41.901	29.653	227.8	1:21:48.593												
29	2	1:34.424	23.978	41.518	28.928	236.8	1:23:23.017												
30	2	1:33.333	23.350	41.000	28.983	237.4	1:24:56.350												
31	2	1:37.635	23.487	44.033	30.115	237.4	1:26:33.985												
32	2	1:33.637	23.192	41.116	29.329	239.5	1:28:07.622												
33	2	1:39.191	B	23.277	41.099	34.815	237.4	1:29:46.813											
99 ART GRAND PRIX McLaren MP4 12C GT3																			
1. Ricardo GONZALEZ 3. Alex BRUNDLE GTC																			
2. Karim AJLANI																			
1	3	2:49.718	1:36.583	42.821	30.314	216.9	2:49.718												
2	3	1:37.196	27.023	40.852	29.321	223.1	4:26.914												
3	3	1:32.689	23.469	40.614	28.606	237.9	5:59.603												
4	3	1:31.971	23.192	40.314	28.465	238.4	7:31.574												
5	3	1:32.061	22.953	40.565	28.543	239.5	9:03.635												
6	3	1:41.939	B	23.065	43.086	35.788	235.8	10:45.574											
7	3	10:52.758	9:37.872	43.602	31.284	118.6	21:38.332												
8	3	1:31.820	23.013	40.346	28.461	238.4	23:10.152												
9	3	1:32.009	23.010	40.381	28.618	240.0	24:42.161												



Computerised results and timing service

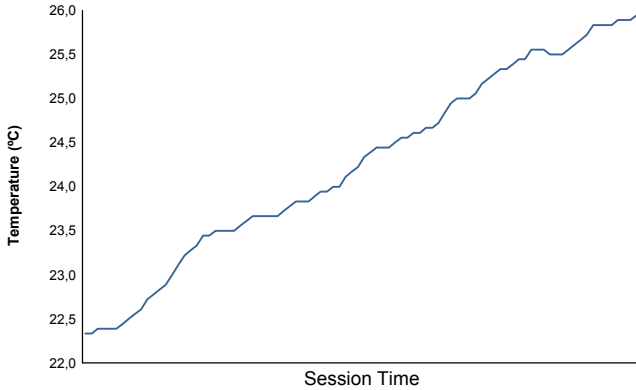
4 HOURS OF RED BULL RING EUROPEAN LE MANS SERIES

Free Practice 1

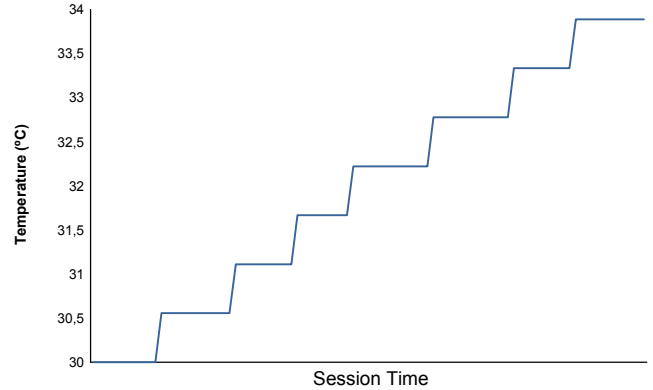
Weather Report

Amended

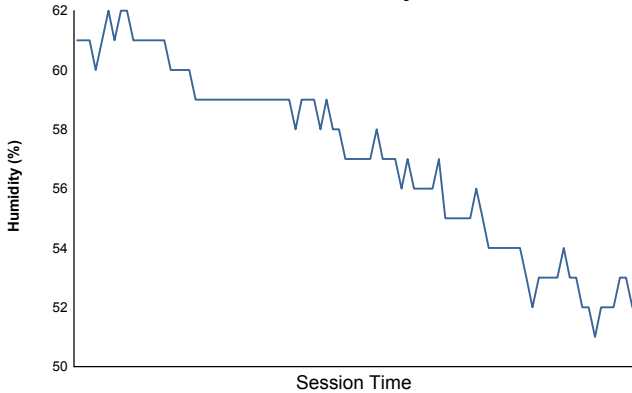
Air Temperature



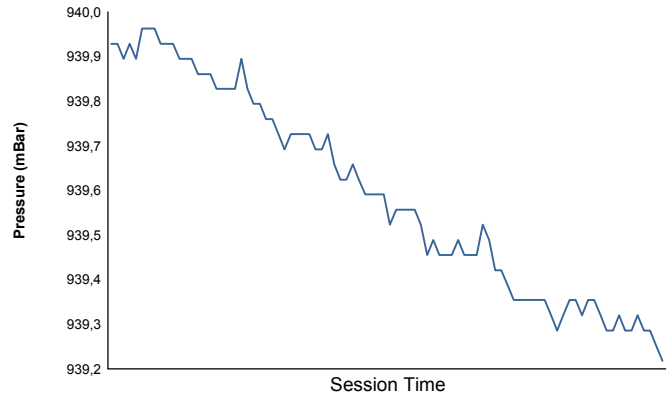
Track Temperature



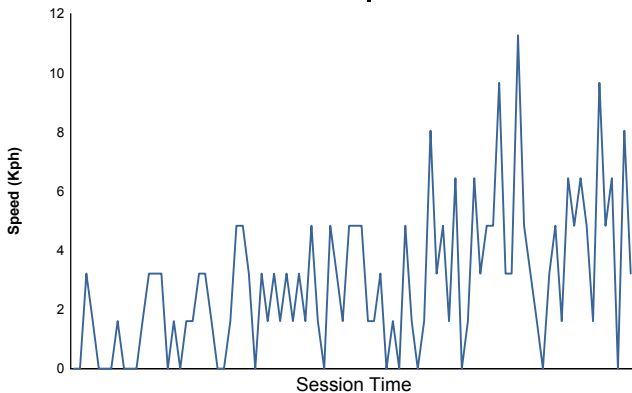
Humidity



Pressure

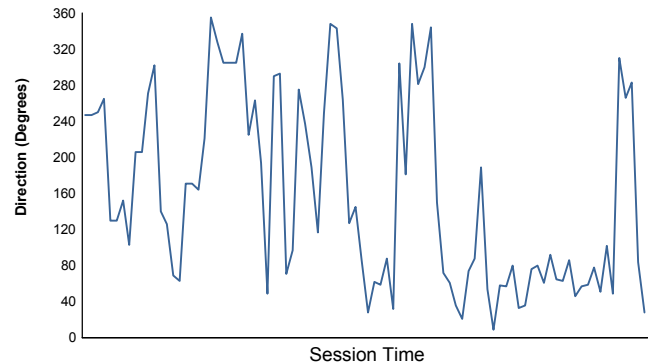


Wind Speed



Wind direction

North = 0°/360° Est = 90° South = 180° West = 270°



Track Status:

DRY