

EUROPEAN LE MANS SERIES 4 HOURS OF RED BULL RING

Free Practice 2

Classification

Nr.	Team	Drivers	Car	Cl	Ty	Time	Lap	Total	Gap	Kph
1	43 Newblood by Morand Racing	C. KLIEN / G. HIRSCH / P. RAGUES	Morgan - Judd	LMP2	D	1:24.145	43	46	-	185.1
2	34 Race Performance	M. FREY / F. MAILLEUX	Oreca 03 - Judd	LMP2	D	1:24.153	51	51	+0.008	185.1
3	46 Thiriet by TDS Racing	P. THIRIET / L. BADEY / T. GOMMENDY	Ligier JS P2 - Nissan	LMP2	D	1:24.209	41	50	+0.064	184.9
4	38 Jota Sport	S. DOLAN / H. TINCINELL / F. ALBUQUERQUE	Zytek Z11SN - Nissan	LMP2	D	1:24.555	41	55	+0.410	184.2
5	36 Signatech Alpine	P. CHATIN / N. PANCIATICI / O. WEBB	Alpine A450b - Nissan	LMP2	D	1:24.634	52	55	+0.489	184.0
6	41 Greaves Motorsport	T. KIMBER-SMITH / M. MCMURRY / M. PATTERSON	Zytek Z11SN - Nissan	LMP2	D	1:25.281	52	54	+1.136	182.6
7	28 Greaves Motorsport	L. BACHETA / M. SHULZHITSKIY	Zytek Z11SN - Nissan	LMP2	D	1:25.294	43	50	+1.149	182.6
8	29 Pegasus Racing	J. SCHELL / N. LEUTWILER / J. COLEMAN	Morgan - Nissan	LMP2	D	1:25.727	44	44	+1.582	181.7
9	72 SMP Racing	A. BERTOLINI / V. SHAITAR / S. ZLOBIN	Ferrari F458 Italia	LMGTE	M	1:29.746	14	50	+5.601	173.5
10	55 AF Corse	D. CAMERON / M. GRIFFIN / M. RUGOLO	Ferrari F458 Italia	LMGTE	M	1:30.236	18	52	+6.091	172.6
11	56 AT Racing	A. TALKANITSA JR / A. TALKANITSA / P. KAFFER	Ferrari F458 Italia	LMGTE	M	1:30.325	50	53	+6.180	172.4
12	77 Proton Competition	H. FELBERMAYR SR / H. FELBERMAYR JR / R. LIETZ	Porsche 911 GT3 RSR	LMGTE	M	1:30.511	15	43	+6.366	172.1
13	85 Gulf Racing UK	R. GOETHE / S. HALL / D. BROWN	Aston Martin Vantage V8	LMGTE	M	1:30.597	5	47	+6.452	171.9
14	58 Team Sofrev-ASP	F. BARTHEZ / A. PONS / S. AYARI	Ferrari F458 Italia	LMGTE	M	1:30.734	44	45	+6.589	171.6
15	70 AF Corse	Y. MALLEGOL / F. FERRODO / E. COLLARD	Ferrari F458 Italia	LMGTE	M	1:30.755	38	40	+6.610	171.6
16	66 JMW Motorsport	D. MCKENZIE / G. RICHARDSON / R. BELL	Ferrari F458 Italia	LMGTE	D	1:30.783	34	50	+6.638	171.5
17	54 AF Corse	P. PERAZZINI / M. CIOCI / M. LYONS	Ferrari F458 Italia	LMGTE	M	1:30.883	43	49	+6.738	171.4
18	76 IMSA Performance Matmut	R. NARAC / N. ARMINDO / C. NIELSEN	Porsche 911 GT3 RSR	LMGTE	M	1:31.137	24	41	+6.992	170.9
19	81 Kessel Racing	T. KEMENATER / M. CRESSONI	Ferrari F458 Italia	LMGTE	M	1:31.155	36	47	+7.010	170.8
20	67 IMSA Performance Matmut	E. MARIS / J. MERLIN / E. HELARY	Porsche 911 GT3 RSR	LMGTE	M	1:31.585	24	49	+7.440	170.0
21	71 SMP Racing	K. LADYGIN / A. BASOV / L. PERSIANI	Ferrari F458 Italia GT3	GTC	M	1:31.665	45	46	+7.520	169.9
22	78 Team Russia by Barwell	L. MACHITSKI / T. SARDAROV / J. COCKER	BMW Z4 GT3	GTC	M	1:31.888	43	45	+7.743	169.5
23	59 Team Sofrev-ASP	C. BOURRET / J. BEAUBELIQUE / J. BELLOC	Ferrari F458 Italia GT3	GTC	M	1:32.082	48	48	+7.937	169.1
24	75 Prospeed Competition	M. VAN SPLUNTEREN / G. VANNELET / M. PARISY	Porsche GT3 R	GTC	M	1:32.114	36	36	+7.969	169.1
25	57 SMP Racing	B. ROTENBERG / M. SALO / M. MEDIANI	Ferrari F458 Italia GT3	GTC	M	1:32.119	33	43	+7.974	169.1
26	60 Formula Racing	J. LAURSEN / M. MAC / J. MAGNUSSEN	Ferrari F458 Italia GT3	GTC	M	1:32.239	8	42	+8.094	168.8
27	73 SMP Racing	O. BERETTA / D. MARKOZOV / A. LADYGIN	Ferrari F458 Italia GT3	GTC	M	1:32.310	15	45	+8.165	168.7
28	95 AF Corse	A. DE LEENER / C. SBIRRAZZUOLI	Ferrari F458 Italia GT3	GTC	M	1:32.332	5	47	+8.187	168.7
29	98 ART Grand Prix	K. KORJUS / G. DEMOUSTIER / Y. GOUDY	McLaren MP4 12C GT3	GTC	M	1:32.601	27	42	+8.456	168.2
30	93 Pro GT by Almeras	F. PERERA / M. VAXIVIERE / H. HASSID	Porsche 997 GT3R	GTC	M	1:32.610	4	43	+8.465	168.2
31	99 ART Grand Prix	R. GONZALEZ / K. AJLANI / A. BRUNDLE	McLaren MP4 12C GT3	GTC	M	1:32.951	11	42	+8.806	167.5
32	63 AF Corse	M. RASMUSSEN / I. MELNIKOY	Ferrari F458 Italia GT3	GTC	M	1:33.529	18	40	+9.384	166.5
33	86 Gulf Racing UK	M. WAINWRIGHT / A. CARROLL / M. MEADOWS	Porsche 911 GT3 RSR	LMGTE	M	1:34.671	23	26	+10.526	164.5

Fastest Lap	Lap 43	Christian KLIEN	1:24.145	185.1 Kph
--------------------	--------	-----------------	-----------------	-----------

Published at:

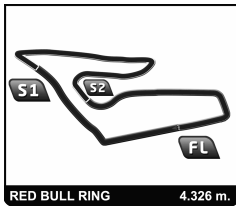
Track Temp: **37,22 °C**

Air Temp: **29,00 °C**

Track Status:

DRY

Race Director:	Timekeeper:
-----------------------	--------------------



EUROPEAN LE MANS SERIES 4 HOURS OF RED BULL RING

Free Practice 2

Classification by Class

Nr.	Team	Drivers	Car	Ty	Time	Lap	Total	Gap	Kph
LMP2									
1	43 Newblood by Morand Racing	C. KLIEN / G. HIRSCH / P. RAGUES	Morgan - Judd	D	1:24.145	43	46		185.1
2	34 Race Performance	M. FREY / F. MAILLEUX	Oreca 03 - Judd	D	1:24.153	51	51	+0.008 +0.008	185.1
3	46 Thiriet by TDS Racing	P. THIRIET / L. BADEY / T. GOMMENDY	Ligier JS P2 - Nissan	D	1:24.209	41	50	+0.064 +0.056	184.9
4	38 Jota Sport	S. DOLAN / H. TINKNELL / F. ALBUQUERQUE	Zytek Z11SN - Nissan	D	1:24.555	41	55	+0.410 +0.346	184.2
5	36 Signatech Alpine	P. CHATIN / N. PANCIATICI / O. WEBB	Alpine A450b - Nissan	D	1:24.634	52	55	+0.489 +0.079	184.0
6	41 Greaves Motorsport	T. KIMBER-SMITH / M. MCMURRY / M. PATTERSON	Zytek Z11SN - Nissan	D	1:25.281	52	54	+1.136 +0.647	182.6
7	28 Greaves Motorsport	L. BACHETA / M. SHULZHITSKIY	Zytek Z11SN - Nissan	D	1:25.294	43	50	+1.149 +0.013	182.6
8	29 Pegasus Racing	J. SCHELL / N. LEUTWILER / J. COLEMAN	Morgan - Nissan	D	1:25.727	44	44	+1.582 +0.433	181.7
LMGTE									
1	72 SMP Racing	A. BERTOLINI / V. SHAITAR / S. ZLOBIN	Ferrari F458 Italia	M	1:29.746	14	50		173.5
2	55 AF Corse	D. CAMERON / M. GRIFFIN / M. RUGOLO	Ferrari F458 Italia	M	1:30.236	18	52	+0.490 +0.490	172.6
3	56 AT Racing	A. TALKANITSIA JR. / A. TALKANITSIA / P. KAFFER	Ferrari F458 Italia	M	1:30.325	50	53	+0.579 +0.089	172.4
4	77 Proton Competition	H. FELBERMAYR SR. / H. FELBERMAYR JR. / R. LIETZ	Porsche 911 GT3 RSR	M	1:30.511	15	43	+0.765 +0.186	172.1
5	85 Gulf Racing UK	R. GOETHE / S. HALL / D. BROWN	Aston Martin Vantage V8	M	1:30.597	5	47	+0.851 +0.086	171.9
6	58 Team Sofrev-ASP	F. BARTHEZ / A. PONS / S. AYARI	Ferrari F458 Italia	M	1:30.734	44	45	+0.988 +0.137	171.6
7	70 AF Corse	Y. MALLEGOL / F. PERRODO / E. COLLARD	Ferrari F458 Italia	M	1:30.755	38	40	+1.009 +0.021	171.6
8	66 JMW Motorsport	D. MCKENZIE / G. RICHARDSON / R. BELL	Ferrari F458 Italia	D	1:30.783	34	50	+1.037 +0.028	171.5
9	54 AF Corse	P. PERAZZINI / M. CIOCI / M. LYONS	Ferrari F458 Italia	M	1:30.883	43	49	+1.137 +0.100	171.4
10	76 IMSA Performance Matmut	R. NARAC / N. ARMINDO / C. NIELSEN	Porsche 911 GT3 RSR	M	1:31.137	24	41	+1.391 +0.254	170.9
11	81 Kessel Racing	T. KEMENATER / M. CRESSONI	Ferrari F458 Italia	M	1:31.155	36	47	+1.409 +0.018	170.8
12	67 IMSA Performance Matmut	E. MARIS / J. MERLIN / E. HELARY	Porsche 911 GT3 RSR	M	1:31.585	24	49	+1.839 +0.430	170.0
13	86 Gulf Racing UK	M. WAINWRIGHT / A. CARROLL / M. MEADOWS	Porsche 911 GT3 RSR	M	1:34.671	23	26	+4.925 +3.086	164.5
GTC									
1	71 SMP Racing	K. LADYGIN / A. BASOV / L. PERSIANI	Ferrari F458 Italia GT3	M	1:31.665	45	46		169.9
2	78 Team Russia by Barwell	L. MACHITSKI / T. SARDAROV / J. COCKER	BMW Z4 GT3	M	1:31.888	43	45	+0.223 +0.223	169.5
3	59 Team Sofrev-ASP	C. BOURRET / J. BEAUBELIQUE / J. BELLOC	Ferrari F458 Italia GT3	M	1:32.082	48	48	+0.417 +0.194	169.1
4	75 Prospeed Competition	M. VAN SPLUNTEREN / G. VANNELET / M. PARISY	Porsche GT3 R	M	1:32.114	36	36	+0.449 +0.032	169.1
5	57 SMP Racing	B. ROTENBERG / M. SALO / M. MEDIANI	Ferrari F458 Italia GT3	M	1:32.119	33	43	+0.454 +0.005	169.1
6	60 Formula Racing	J. LAURSEN / M. MAC / J. MAGNUSSEN	Ferrari F458 Italia GT3	M	1:32.239	8	42	+0.574 +0.120	168.8
7	73 SMP Racing	O. BERETTA / D. MARKOZOV / A. LADYGIN	Ferrari F458 Italia GT3	M	1:32.310	15	45	+0.645 +0.071	168.7
8	95 AF Corse	A. DE LEENER / C. SBIRRAZZUOLI	Ferrari F458 Italia GT3	M	1:32.332	5	47	+0.667 +0.022	168.7
9	98 ART Grand Prix	K. KORJUS / G. DEMOUSTIER / Y. GOUDY	McLaren MP4 12C GT3	M	1:32.601	27	42	+0.936 +0.269	168.2
10	93 Pro GT by Almeras	F. PERERA / M. VAXIVIERE / H. HASSID	Porsche 997 GT3R	M	1:32.610	4	43	+0.945 +0.009	168.2
11	99 ART Grand Prix	R. GONZALEZ / K. AJLANI / A. BRUNDLE	McLaren MP4 12C GT3	M	1:32.951	11	42	+1.286 +0.341	167.5
12	63 AF Corse	M. RASMUSSEN / I. MELNIKOV	Ferrari F458 Italia GT3	M	1:33.529	18	40	+1.864 +0.578	166.5

Published at:

Track Temp: **37,22 °C**

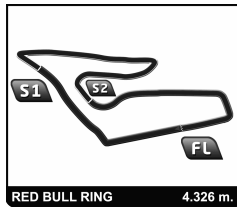
Air Temp: **29,00 °C**

Track Status:

DRY

Race Director:

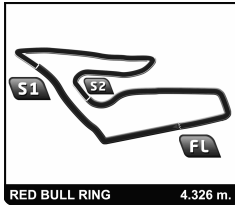
Timekeeper:



EUROPEAN LE MANS SERIES
4 HOURS OF RED BULL RING
 Free Practice 2

Classification by Driver Fastest Lap

Nr	Team	Car	Class	Driver	Time	Lap	Total	Gap	Kph
1	43 Newblood by Morand Racing	Morgan - Judd	LMP2	Christian KLIEN	1:24.145	16	19		185.1
2	34 Race Performance	Oreca 03 - Judd	LMP2	Franck MAILLEUX	1:24.153	22	22	0.008	185.1
3	46 Thiriet by TDS Racing	Ligier JS P2 - Nissan	LMP2	Tristan GOMMENDY	1:24.209	17	18	0.064	184.9
4	38 Jota Sport	Zytek Z11SN - Nissan	LMP2	Harry TINCKNELL	1:24.555	19	21	0.410	184.2
5	36 Signatech Alpine	Alpine A450b - Nissan	LMP2	Nelson PANCIATICI	1:24.634	19	22	0.489	184.0
6	38 Jota Sport	Zytek Z11SN - Nissan	LMP2	Filipe ALBUQUERQUE	1:25.242	14	20	1.097	182.7
7	41 Greaves Motorsport	Zytek Z11SN - Nissan	LMP2	Tom KIMBER-SMITH	1:25.281	16	18	1.136	182.6
8	28 Greaves Motorsport	Zytek Z11SN - Nissan	LMP2	Luciano BACHETA	1:25.294	25	29	1.149	182.6
9	46 Thiriet by TDS Racing	Ligier JS P2 - Nissan	LMP2	Pierre THIRIET	1:25.311	12	16	1.166	182.6
10	43 Newblood by Morand Racing	Morgan - Judd	LMP2	Pierre RAGUES	1:25.365	11	12	1.220	182.4
11	46 Thiriet by TDS Racing	Ligier JS P2 - Nissan	LMP2	Ludovic BADEY	1:25.508	12	16	1.363	182.1
12	43 Newblood by Morand Racing	Morgan - Judd	LMP2	Gary HIRSCH	1:25.532	6	15	1.387	182.1
13	28 Greaves Motorsport	Zytek Z11SN - Nissan	LMP2	Mark SHULZHITSKIY	1:25.692	9	21	1.547	181.7
14	29 Pegasus Racing	Morgan - Nissan	LMP2	Julien SCHELL	1:25.727	17	17	1.582	181.7
15	36 Signatech Alpine	Alpine A450b - Nissan	LMP2	Paul-Loup CHATIN	1:25.825	12	16	1.680	181.5
16	34 Race Performance	Oreca 03 - Judd	LMP2	Michel FREY	1:25.941	17	29	1.796	181.2
17	36 Signatech Alpine	Alpine A450b - Nissan	LMP2	Oliver WEBB	1:26.431	7	17	2.286	180.2
18	41 Greaves Motorsport	Zytek Z11SN - Nissan	LMP2	Matthew MCMURRY	1:27.107	16	21	2.962	178.8
19	38 Jota Sport	Zytek Z11SN - Nissan	LMP2	Simon DOLAN	1:27.129	5	14	2.984	178.7
20	29 Pegasus Racing	Morgan - Nissan	LMP2	Jonathan COLEMAN	1:27.161	10	14	3.016	178.7
21	29 Pegasus Racing	Morgan - Nissan	LMP2	Nicolas LEUTWILER	1:27.314	9	13	3.169	178.4
22	41 Greaves Motorsport	Zytek Z11SN - Nissan	LMP2	Mark PATTERSON	1:28.280	14	15	4.135	176.4
23	72 SMP Racing	Ferrari F458 Italia	LMGTE	Andrea BERTOLINI	1:29.746	14	17	5.601	173.5
24	55 AF Corse	Ferrari F458 Italia	LMGTE	Matt GRIFFIN	1:30.236	8	12	6.091	172.6
25	56 AT Racing	Ferrari F458 Italia	LMGTE	Pierre KAFFER	1:30.325	12	15	6.180	172.4
26	55 AF Corse	Ferrari F458 Italia	LMGTE	Michele RUGOLO	1:30.349	8	10	6.204	172.4
27	77 Proton Competition	Porsche 911 GT3 RSR	LMGTE	Richard LIETZ	1:30.511	15	17	6.366	172.1
28	85 Gulf Racing UK	Aston Martin Vantage V8	LMGTE	Stuart HALL	1:30.597	5	16	6.452	171.9
29	58 Team Sofrev-ASP	Ferrari F458 Italia	LMGTE	Soheil AYARI	1:30.734	10	11	6.589	171.6
30	70 AF Corse	Ferrari F458 Italia	LMGTE	Emmanuel COLLARD	1:30.755	15	17	6.610	171.6
31	66 JMW Motorsport	Ferrari F458 Italia	LMGTE	Rob BELL	1:30.783	14	15	6.638	171.5
32	54 AF Corse	Ferrari F458 Italia	LMGTE	Marco CIOCI	1:30.883	16	17	6.738	171.4
33	56 AT Racing	Ferrari F458 Italia	LMGTE	Alexander TALKANITSA	1:31.086	19	21	6.941	171.0
34	76 IMSA Performance Matmut	Porsche 911 GT3 RSR	LMGTE	Nicolas ARMINDO	1:31.137	7	13	6.992	170.9
35	56 AT Racing	Ferrari F458 Italia	LMGTE	Alexander TALKANITSA JR	1:31.153	11	17	7.008	170.9
36	81 Kessel Racing	Ferrari F458 Italia	LMGTE	Matteo CRESSONI	1:31.155	21	24	7.010	170.8
37	85 Gulf Racing UK	Aston Martin Vantage V8	LMGTE	Daniel BROWN	1:31.184	11	11	7.039	170.8
38	72 SMP Racing	Ferrari F458 Italia	LMGTE	Viktor SHAITAR	1:31.417	5	18	7.272	170.4
39	55 AF Corse	Ferrari F458 Italia	LMGTE	Duncan CAMERON	1:31.533	28	30	7.388	170.1
40	66 JMW Motorsport	Ferrari F458 Italia	LMGTE	Daniel MCKENZIE	1:31.577	15	17	7.432	170.1
41	77 Proton Competition	Porsche 911 GT3 RSR	LMGTE	Horst FELBERMAYR JR	1:31.584	12	15	7.439	170.0
42	67 IMSA Performance Matmut	Porsche 911 GT3 RSR	LMGTE	Eric HELARY	1:31.585	8	10	7.440	170.0
43	54 AF Corse	Ferrari F458 Italia	LMGTE	Michael LYONS	1:31.612	13	14	7.467	170.0
44	71 SMP Racing	Ferrari F458 Italia GT3	GTC	Kirill LADYGIN	1:31.665	13	14	7.520	169.9
45	70 AF Corse	Ferrari F458 Italia	LMGTE	Yannick MALLEGOL	1:31.785	11	13	7.640	169.7
46	78 Team Russia by Barwell	BMW Z4 GT3	GTC	Jonathan COCKER	1:31.888	5	7	7.743	169.5
47	72 SMP Racing	Ferrari F458 Italia	LMGTE	Sergey ZLOBIN	1:32.014	10	15	7.869	169.3
48	81 Kessel Racing	Ferrari F458 Italia	LMGTE	Thomas KEMENATER	1:32.026	20	23	7.881	169.2
49	59 Team Sofrev-ASP	Ferrari F458 Italia GT3	GTC	Jean-Philippe BELLOC	1:32.082	20	20	7.937	169.1
50	76 IMSA Performance Matmut	Porsche 911 GT3 RSR	LMGTE	Raymond NARAC	1:32.106	16	17	7.961	169.1
51	75 Prospeed Competition	Porsche GT3 R	GTC	Mike PARISY	1:32.114	17	17	7.969	169.1
52	57 SMP Racing	Ferrari F458 Italia GT3	GTC	Maurizio MEDIANI	1:32.119	11	13	7.974	169.1
53	66 JMW Motorsport	Ferrari F458 Italia	LMGTE	George RICHARDSON	1:32.168	16	18	8.023	169.0
54	71 SMP Racing	Ferrari F458 Italia GT3	GTC	Luca PERSIANI	1:32.196	11	12	8.051	168.9
55	60 Formula Racing	Ferrari F458 Italia GT3	GTC	Mikkel MAC	1:32.239	8	11	8.094	168.8
56	76 IMSA Performance Matmut	Porsche 911 GT3 RSR	LMGTE	Christina NIELSEN	1:32.245	9	11	8.100	168.8
57	73 SMP Racing	Ferrari F458 Italia GT3	GTC	David MARKOZOV	1:32.310	15	16	8.165	168.7
58	58 Team Sofrev-ASP	Ferrari F458 Italia	LMGTE	Anthony PONS	1:32.317	6	14	8.172	168.7
59	95 AF Corse	Ferrari F458 Italia GT3	GTC	Cedric SBIRRAZZUOLI	1:32.332	5	47	8.187	168.7
60	73 SMP Racing	Ferrari F458 Italia GT3	GTC	Anton LADYGIN	1:32.366	7	14	8.221	168.6
61	73 SMP Racing	Ferrari F458 Italia GT3	GTC	Olivier BERETTA	1:32.376	4	15	8.231	168.6
62	58 Team Sofrev-ASP	Ferrari F458 Italia	LMGTE	Fabien BARTHEZ	1:32.378	8	20	8.233	168.6
63	54 AF Corse	Ferrari F458 Italia	LMGTE	Piergiuseppe PERAZZINI	1:32.409	7	18	8.264	168.5
64	98 ART Grand Prix	McLaren MP4 12C GT3	GTC	Grégoire DEMOUSTIER	1:32.601	10	14	8.456	168.2
65	93 Pro GT by Almeras	Porsche 997 GT3R	GTC	Franck PERERA	1:32.610	4	23	8.465	168.2
66	57 SMP Racing	Ferrari F458 Italia GT3	GTC	Mika SALO	1:32.617	6	8	8.472	168.2
67	98 ART Grand Prix	McLaren MP4 12C GT3	GTC	Kevin KORJUS	1:32.640	5	6	8.495	168.1
68	71 SMP Racing	Ferrari F458 Italia GT3	GTC	Aleksey BASOV	1:32.678	16	20	8.533	168.0



EUROPEAN LE MANS SERIES 4 HOURS OF RED BULL RING

Free Practice 2

Classification by Driver Fastest Lap

Nr	Team	Car	Class	Driver	Time	Lap	Total	Gap	Kph	
69	60 Formula Racing	Ferrari F458 Italia GT3	GTC	Jan MAGNUSSEN	1:32.712	11	22	8.567	0.034	168.0
70	99 ART Grand Prix	McLaren MP4 12C GT3	GTC	Alex BRUNDLE	1:32.951	11	12	8.806	0.239	167.5
71	93 Pro GT by Almeras	Porsche 997 GT3R	GTC	Mathieu VAXIVIÈRE	1:32.969	7	13	8.824	0.018	167.5
72	70 AF Corse	Ferrari F458 Italia	LMGTE	François PERRODO	1:33.131	7	10	8.986	0.162	167.2
73	99 ART Grand Prix	McLaren MP4 12C GT3	GTC	Karim AJLANI	1:33.257	3	16	9.112	0.126	167.0
74	98 ART Grand Prix	McLaren MP4 12C GT3	GTC	Yann GOUDY	1:33.264	17	22	9.119	0.007	167.0
75	60 Formula Racing	Ferrari F458 Italia GT3	GTC	Johnny LAURSEN	1:33.268	7	9	9.123	0.004	167.0
76	99 ART Grand Prix	McLaren MP4 12C GT3	GTC	Ricardo GONZALEZ	1:33.299	3	14	9.154	0.031	166.9
77	63 AF Corse	Ferrari F458 Italia GT3	GTC	Ilya MELNIKOV	1:33.529	8	10	9.384	0.230	166.5
78	67 IMSA Performance Matmut	Porsche 911 GT3 RSR	LMGTE	Jean-Marc MERLIN	1:33.595	15	17	9.450	0.066	166.4
79	85 Gulf Racing UK	Aston Martin Vantage V8	LMGTE	Roald GOETHE	1:33.646	19	20	9.501	0.051	166.3
80	59 Team Sofrev-ASP	Ferrari F458 Italia GT3	GTC	Christophe BOURRET	1:33.749	11	14	9.604	0.103	166.1
81	78 Team Russia by Barwell	BMW Z4 GT3	GTC	Leonid MACHITSKI	1:33.756	17	21	9.611	0.007	166.1
82	75 Prospeed Competition	Porsche GT3 R	GTC	Max VAN SPLUNTEREN	1:33.761	6	8	9.616	0.005	166.1
83	93 Pro GT by Almeras	Porsche 997 GT3R	GTC	Henry HASSID	1:33.766	5	7	9.621	0.005	166.1
84	59 Team Sofrev-ASP	Ferrari F458 Italia GT3	GTC	Jean BEAUBELIQUE	1:33.968	12	14	9.823	0.202	165.7
85	63 AF Corse	Ferrari F458 Italia GT3	GTC	Mads RASMUSSEN	1:34.079	8	30	9.934	0.111	165.5
86	67 IMSA Performance Matmut	Porsche 911 GT3 RSR	LMGTE	Erik MARIS	1:34.395	18	22	10.250	0.316	165.0
87	75 Prospeed Competition	Porsche GT3 R	GTC	Gilles VANNELET	1:34.415	9	11	10.270	0.020	164.9
88	86 Gulf Racing UK	Porsche 911 GT3 RSR	LMGTE	Michael WAINWRIGHT	1:34.671	16	19	10.526	0.256	164.5
89	78 Team Russia by Barwell	BMW Z4 GT3	GTC	Timur SARDAROV	1:34.859	15	17	10.714	0.188	164.2
90	86 Gulf Racing UK	Porsche 911 GT3 RSR	LMGTE	Adam CARROLL	1:35.416	3	7	11.271	0.557	163.2
91	77 Proton Competition	Porsche 911 GT3 RSR	LMGTE	Horst FELBERMAYR SR	1:36.621	9	11	12.476	1.205	161.2
92	57 SMP Racing	Ferrari F458 Italia GT3	GTC	Boris ROTENBERG	1:37.083	20	22	12.938	0.462	160.4
	86 Gulf Racing UK	Porsche 911 GT3 RSR	LMGTE	Michael MEADOWS						
	95 AF Corse	Ferrari F458 Italia GT3	GTC	Adrien DE LEENER						

Published at:

Track Temp: **37,22 °C**

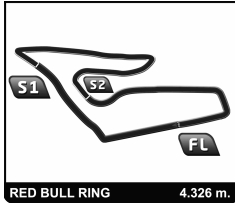
Air Temp: **29,00 °C**

Track Status:

DRY

Race Director:

Timekeeper:



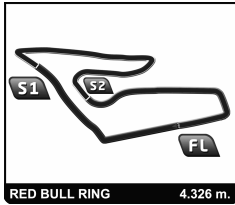
EUROPEAN LE MANS SERIES

4 HOURS OF RED BULL RING

After Free Practice 2

Classification by Driver Fastest Lap

Nr	Team	Car	Class	Driver	Session 1		Session 2		Time	Gap	Kph
					Time	Lap	Time	Lap			
1	43 Newblood by Morand Racing	Morgan - Judd	LMP2	Christian KLIEN	1:24.497	14 / 15	1:24.145	16 / 19	1:24.145		185.1
2	34 Race Performance	Oreca 03 - Judd	LMP2	Franck MAILLEUX	1:24.765	16 / 22	1:24.153	22 / 22	1:24.153	0.008	185.1
3	34 Race Performance	Oreca 03 - Judd	LMP2	Michel FREY	1:24.163	22 / 24	1:25.941	17 / 29	1:24.163	0.018	185.0
4	46 Thiriet by TDS Racing	Ligier JS P2 - Nissan	LMP2	Tristan GOMMENDY	1:26.294	6 / 13	1:24.209	17 / 18	1:24.209	0.064	184.9
5	38 Jota Sport	Zytek Z11SN - Nissan	LMP2	Harry TINKNELL	1:25.248	11 / 19	1:24.555	19 / 21	1:24.555	0.410	184.2
6	36 Signatech Alpine	Alpine A450b - Nissan	LMP2	Nelson PANCIATICI	1:24.699	11 / 19	1:24.634	19 / 22	1:24.634	0.489	184.0
7	38 Jota Sport	Zytek Z11SN - Nissan	LMP2	Filipe ALBUQUERQUE	1:24.698	9 / 17	1:25.242	14 / 20	1:24.698	0.553	183.9
8	46 Thiriet by TDS Racing	Ligier JS P2 - Nissan	LMP2	Ludovic BADEY	1:24.832	14 / 15	1:25.508	12 / 16	1:24.832	0.687	183.6
9	41 Greaves Motorsport	Zytek Z11SN - Nissan	LMP2	Tom KIMBER-SMITH	1:26.362	13 / 13	1:25.281	16 / 18	1:25.281	1.136	182.6
10	28 Greaves Motorsport	Zytek Z11SN - Nissan	LMP2	Luciano BACHETA	1:25.645	15 / 23	1:25.294	25 / 29	1:25.294	1.149	182.6
11	46 Thiriet by TDS Racing	Ligier JS P2 - Nissan	LMP2	Pierre THIRIET	1:25.905	10 / 16	1:25.311	12 / 16	1:25.311	1.166	182.6
12	43 Newblood by Morand Racing	Morgan - Judd	LMP2	Pierre RAGUES	1:26.102	16 / 18	1:25.365	11 / 12	1:25.365	1.220	182.4
13	43 Newblood by Morand Racing	Morgan - Judd	LMP2	Gary HIRSCH	1:26.315	12 / 14	1:25.532	6 / 15	1:25.532	1.387	182.1
14	28 Greaves Motorsport	Zytek Z11SN - Nissan	LMP2	Mark SHULZHITSKIY	1:26.511	17 / 21	1:25.692	9 / 21	1:25.692	1.547	181.7
15	29 Pegasus Racing	Morgan - Nissan	LMP2	Julien SCHELL	1:26.981	13 / 15	1:25.727	17 / 17	1:25.727	1.582	181.7
16	36 Signatech Alpine	Alpine A450b - Nissan	LMP2	Paul-Loup CHATIN	1:26.036	12 / 16	1:25.825	12 / 16	1:25.825	1.680	181.5
17	36 Signatech Alpine	Alpine A450b - Nissan	LMP2	Oliver WEBB	1:25.864	14 / 19	1:26.431	7 / 17	1:25.864	1.719	181.4
18	38 Jota Sport	Zytek Z11SN - Nissan	LMP2	Simon DOLAN	1:27.033	9 / 16	1:27.129	5 / 14	1:27.033	2.888	178.9
19	41 Greaves Motorsport	Zytek Z11SN - Nissan	LMP2	Matthew MCMURRY	1:28.864	13 / 14	1:27.107	16 / 21	1:27.107	2.962	178.8
20	29 Pegasus Racing	Morgan - Nissan	LMP2	Jonathan COLEMAN	1:27.586	13 / 13	1:27.161	10 / 14	1:27.161	3.016	178.7
21	29 Pegasus Racing	Morgan - Nissan	LMP2	Nicolas LEUTWILER	1:29.054	6 / 13	1:27.314	9 / 13	1:27.314	3.169	178.4
22	41 Greaves Motorsport	Zytek Z11SN - Nissan	LMP2	Mark PATTERSON	1:28.871	15 / 19	1:28.280	14 / 15	1:28.280	4.135	176.4
23	72 SMP Racing	Ferrari F458 Italia	LMGTE	Andrea BERTOLINI	1:30.050	14 / 16	1:29.746	14 / 17	1:29.746	5.601	173.5
24	55 AF Corse	Ferrari F458 Italia	LMGTE	Matt GRIFFIN	1:30.799	11 / 12	1:30.236	8 / 12	1:30.236	6.091	172.6
25	56 AT Racing	Ferrari F458 Italia	LMGTE	Pierre KAFFER	1:31.473	4 / 18	1:30.325	12 / 15	1:30.325	6.180	172.4
26	55 AF Corse	Ferrari F458 Italia	LMGTE	Michele RUGOLO	1:31.030	11 / 18	1:30.349	8 / 10	1:30.349	6.204	172.4
27	77 Proton Competition	Porsche 911 GT3 RSR	LMGTE	Richard LIETZ			1:30.511	15 / 17	1:30.511	6.366	172.1
28	85 Gulf Racing UK	Aston Martin Vantage V8	LMGTE	Stuart HALL	1:30.903	14 / 15	1:30.597	5 / 16	1:30.597	6.452	171.9
29	58 Team Sofrev-ASP	Ferrari F458 Italia	LMGTE	Soheil AYARI	1:30.694	12 / 17	1:30.734	10 / 11	1:30.694	6.549	171.7
30	85 Gulf Racing UK	Aston Martin Vantage V8	LMGTE	Daniel BROWN	1:30.696	8 / 13	1:31.184	11 / 11	1:30.696	6.551	171.7
31	70 AF Corse	Ferrari F458 Italia	LMGTE	Emmanuel COLLARD	1:32.110	7 / 9	1:30.755	15 / 17	1:30.755	6.610	171.6
32	66 JMW Motorsport	Ferrari F458 Italia	LMGTE	Rob BELL	1:30.761	12 / 21	1:30.783	14 / 15	1:30.761	6.616	171.6
33	54 AF Corse	Ferrari F458 Italia	LMGTE	Marco CIOCI	1:30.865	32 / 32	1:30.883	16 / 17	1:30.865	6.720	171.4
34	56 AT Racing	Ferrari F458 Italia	LMGTE	Alexander TALKANITSA JR	1:31.053	30 / 30	1:31.153	11 / 17	1:31.053	6.908	171.0
35	56 AT Racing	Ferrari F458 Italia	LMGTE	Alexander TALKANITSA			1:31.086	19 / 21	1:31.086	6.941	171.0
36	76 IMSA Performance Matmut	Porsche 911 GT3 RSR	LMGTE	Nicolas ARMINDO	1:31.153	6 / 10	1:31.137	7 / 13	1:31.137	6.992	170.9
37	81 Kessel Racing	Ferrari F458 Italia	LMGTE	Matteo CRESSONI	1:31.188	10 / 24	1:31.155	21 / 24	1:31.155	7.010	170.8
38	72 SMP Racing	Ferrari F458 Italia	LMGTE	Viktor SHAITAR	1:31.241	19 / 19	1:31.417	5 / 18	1:31.241	7.096	170.7
39	98 ART Grand Prix	McLaren MP4 12C GT3	GTC	Kevin KORJUS	1:31.272	8 / 10	1:32.640	5 / 6	1:31.272	7.127	170.6
40	66 JMW Motorsport	Ferrari F458 Italia	LMGTE	Daniel MCKENZIE	1:31.368	13 / 15	1:31.577	15 / 17	1:31.368	7.223	170.4
41	81 Kessel Racing	Ferrari F458 Italia	LMGTE	Thomas KEWENATER	1:31.408	22 / 22	1:32.026	20 / 23	1:31.408	7.263	170.4
42	67 IMSA Performance Matmut	Porsche 911 GT3 RSR	LMGTE	Eric HELARY	1:31.419	14 / 16	1:31.585	8 / 10	1:31.419	7.274	170.4
43	57 SMP Racing	Ferrari F458 Italia GT3	GTC	Mika SALO	1:31.430	8 / 9	1:32.617	6 / 8	1:31.430	7.285	170.3
44	95 AF Corse	Ferrari F458 Italia GT3	GTC	Adrien DE LEENER	1:31.492	5 / 34			1:31.492	7.347	170.2
45	55 AF Corse	Ferrari F458 Italia	LMGTE	Duncan CAMERON	1:32.987	18 / 21	1:31.533	28 / 30	1:31.533	7.388	170.1
46	54 AF Corse	Ferrari F458 Italia	LMGTE	Piergiuseppe PERAZZINI	1:31.557	11 / 12	1:32.409	7 / 18	1:31.557	7.412	170.1
47	77 Proton Competition	Porsche 911 GT3 RSR	LMGTE	Horst FELBERMAYR JR	1:31.806	11 / 15	1:31.584	12 / 15	1:31.584	7.439	170.0
48	72 SMP Racing	Ferrari F458 Italia	LMGTE	Sergiy ZLOBIN	1:31.609	9 / 18	1:32.014	10 / 15	1:31.609	7.464	170.0
49	54 AF Corse	Ferrari F458 Italia	LMGTE	Michael LYONS			1:31.612	13 / 14	1:31.612	7.467	170.0
50	71 SMP Racing	Ferrari F458 Italia GT3	GTC	Kirill LADYGIN	1:31.619	12 / 15	1:31.665	13 / 14	1:31.619	7.474	170.0
51	71 SMP Racing	Ferrari F458 Italia GT3	GTC	Luca PERSIANI	1:31.653	9 / 14	1:32.196	11 / 12	1:31.653	7.508	169.9
52	73 SMP Racing	Ferrari F458 Italia GT3	GTC	Olivier BERETTA	1:31.681	11 / 16	1:32.376	4 / 15	1:31.681	7.536	169.9
53	93 Pro GT by Almeras	Porsche 997 GT3R	GTC	Franck PERERA	1:31.779	6 / 12	1:32.610	4 / 23	1:31.779	7.634	169.7
54	73 SMP Racing	Ferrari F458 Italia GT3	GTC	David MARKOZOV	1:31.782	15 / 15	1:32.310	15 / 16	1:31.782	7.637	169.7
55	70 AF Corse	Ferrari F458 Italia	LMGTE	Yannick HALLEGOL	1:32.160	7 / 8	1:31.785	11 / 13	1:31.785	7.640	169.7
56	99 ART Grand Prix	McLaren MP4 12C GT3	GTC	Alex BRUNDLE	1:31.820	8 / 12	1:32.951	11 / 12	1:31.820	7.675	169.6



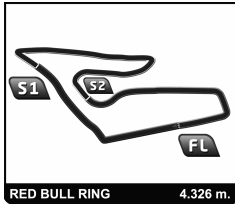
EUROPEAN LE MANS SERIES 4 HOURS OF RED BULL RING After Free Practice 2

Classification by Driver Fastest Lap

Nr	Team	Car	Class	Driver	Session 1		Session 2		Time	Gap	Kph
					Time	Lap	Time	Lap			
57	60 Formula Racing	Ferrari F458 Italia GT3	GTC	Jan MAGNUSSEN	1:31.887	15 / 16	1:32.712	11 / 22	1:31.887	7.742	169.5
58	78 Team Russia by Barwell	BMW Z4 GT3	GTC	Jonathan COCKER	1:32.089	10 / 12	1:31.888	5 / 7	1:31.888	7.743	169.5
59	76 IMSA Performance Matmut	Porsche 911 GT3 RSR	LMGTE	Raymond NARAC	1:31.912	10 / 14	1:32.106	16 / 17	1:31.912	7.767	169.4
60	60 Formula Racing	Ferrari F458 Italia GT3	GTC	Johnny LAURSEN	1:31.924	4 / 18	1:33.268	7 / 9	1:31.924	7.779	169.4
61	57 SMP Racing	Ferrari F458 Italia GT3	GTC	Maurizio MEDIANI	1:31.927	15 / 16	1:32.119	11 / 13	1:31.927	7.782	169.4
62	73 SMP Racing	Ferrari F458 Italia GT3	GTC	Anton LADYGIN	1:32.008	10 / 13	1:32.366	7 / 14	1:32.008	7.863	169.3
63	95 AF Corse	Ferrari F458 Italia GT3	GTC	Cedric SBIRRAZZUOLI	1:32.034	6 / 6	1:32.332	5 / 47	1:32.034	7.889	169.2
64	75 Prospeed Competition	Porsche GT3 R	GTC	Mike PARISY	1:32.048	11 / 17	1:32.114	17 / 17	1:32.048	7.903	169.2
65	59 Team Sofrev-ASP	Ferrari F458 Italia GT3	GTC	Jean-Philippe BELLOC	1:32.362	6 / 13	1:32.082	20 / 20	1:32.082	7.937	169.1
66	58 Team Sofrev-ASP	Ferrari F458 Italia	LMGTE	Fabien BARTHEZ	1:32.135	10 / 16	1:32.378	8 / 20	1:32.135	7.990	169.0
67	66 JMW Motorsport	Ferrari F458 Italia	LMGTE	George RICHARDSON	1:33.162	13 / 15	1:32.168	16 / 18	1:32.168	8.023	169.0
68	86 Gulf Racing UK	Porsche 911 GT3 RSR	LMGTE	Michael MEADOWS	1:32.198	10 / 15			1:32.198	8.053	168.9
69	60 Formula Racing	Ferrari F458 Italia GT3	GTC	Mikkel MAC	1:32.325	17 / 17	1:32.239	8 / 11	1:32.239	8.094	168.8
70	76 IMSA Performance Matmut	Porsche 911 GT3 RSR	LMGTE	Christina NIELSEN	1:32.718	16 / 23	1:32.245	9 / 11	1:32.245	8.100	168.8
71	58 Team Sofrev-ASP	Ferrari F458 Italia	LMGTE	Anthony PONS	1:32.434	10 / 15	1:32.317	6 / 14	1:32.317	8.172	168.7
72	86 Gulf Racing UK	Porsche 911 GT3 RSR	LMGTE	Adam CARROLL	1:32.389	6 / 10	1:35.416	3 / 7	1:32.389	8.244	168.6
73	93 Pro GT by Almeras	Porsche 997 GT3R	GTC	Matthieu VAXIVIERE	1:32.456	13 / 15	1:32.969	7 / 13	1:32.456	8.311	168.4
74	98 ART Grand Prix	McLaren MP4 12C GT3	GTC	Grégoire DEMOUSTIER	1:33.333	14 / 17	1:32.601	10 / 14	1:32.601	8.456	168.2
75	71 SMP Racing	Ferrari F458 Italia GT3	GTC	Aleksey BASOV	1:32.616	8 / 15	1:32.678	16 / 20	1:32.616	8.471	168.2
76	63 AF Corse	Ferrari F458 Italia GT3	GTC	Mads RASMUSSEN	1:33.043	13 / 37	1:34.079	8 / 30	1:33.043	8.898	167.4
77	70 AF Corse	Ferrari F458 Italia	LMGTE	François FERRODO	1:33.694	15 / 15	1:33.131	7 / 10	1:33.131	8.986	167.2
78	99 ART Grand Prix	McLaren MP4 12C GT3	GTC	Karim AJLANI	1:33.224	11 / 12	1:33.257	3 / 16	1:33.224	9.079	167.1
79	98 ART Grand Prix	McLaren MP4 12C GT3	GTC	Yann GOUDY	1:34.050	4 / 6	1:33.264	17 / 22	1:33.264	9.119	167.0
80	99 ART Grand Prix	McLaren MP4 12C GT3	GTC	Ricardo GONZALEZ	1:33.941	9 / 13	1:33.299	3 / 14	1:33.299	9.154	166.9
81	93 Pro GT by Almeras	Porsche 997 GT3R	GTC	Henry HASSID	1:33.364	6 / 14	1:33.766	5 / 7	1:33.364	9.219	166.8
82	63 AF Corse	Ferrari F458 Italia GT3	GTC	Ilya MELNIKOV	1:33.522	8 / 9	1:33.529	8 / 10	1:33.522	9.377	166.5
83	67 IMSA Performance Matmut	Porsche 911 GT3 RSR	LMGTE	Jean-Marc MERLIN	1:35.057	10 / 14	1:33.595	15 / 17	1:33.595	9.450	166.4
84	85 Gulf Racing UK	Aston Martin Vantage V8	LMGTE	Roald GOETHE	1:34.804	20 / 21	1:33.646	19 / 20	1:33.646	9.501	166.3
85	59 Team Sofrev-ASP	Ferrari F458 Italia GT3	GTC	Christophe BOURRET	1:34.293	14 / 16	1:33.749	11 / 14	1:33.749	9.604	166.1
86	78 Team Russia by Barwell	BMW Z4 GT3	GTC	Leonid MACHITSKI	1:34.083	10 / 15	1:33.756	17 / 21	1:33.756	9.611	166.1
87	75 Prospeed Competition	Porsche GT3 R	GTC	Max VAN SPLUNTEREN	1:34.039	16 / 17	1:33.761	6 / 8	1:33.761	9.616	166.1
88	59 Team Sofrev-ASP	Ferrari F458 Italia GT3	GTC	Jean BEAUBELGUE	1:34.000	8 / 9	1:33.968	12 / 14	1:33.968	9.823	165.7
89	67 IMSA Performance Matmut	Porsche 911 GT3 RSR	LMGTE	Erik MARIS	1:35.511	12 / 13	1:34.395	18 / 22	1:34.395	10.250	165.0
90	75 Prospeed Competition	Porsche GT3 R	GTC	Gilles VANNELET	1:34.525	10 / 11	1:34.415	9 / 11	1:34.415	10.270	164.9
91	78 Team Russia by Barwell	BMW Z4 GT3	GTC	Timur SARDAROV	1:34.603	15 / 22	1:34.859	15 / 17	1:34.603	10.458	164.6
92	86 Gulf Racing UK	Porsche 911 GT3 RSR	LMGTE	Michael WAINWRIGHT	1:35.044	19 / 21	1:34.671	16 / 19	1:34.671	10.526	164.5
93	77 Proton Competition	Porsche 911 GT3 RSR	LMGTE	Horst FELBERMAYR SR	1:36.179	12 / 13	1:36.621	9 / 11	1:36.179	12.034	161.9
94	57 SMP Racing	Ferrari F458 Italia GT3	GTC	Boris ROTENBERG	1:38.255	9 / 12	1:37.083	20 / 22	1:37.083	12.938	160.4

Published at:

Race Director:	Timekeeper:
-----------------------	--------------------

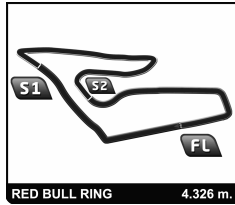


EUROPEAN LE MANS SERIES 4 HOURS OF RED BULL RING

After Free Practice 2

Classification by Driver And Class Fastest Lap

Nr	Team	Car	Class	Driver	Time	Laps	Gap	Kph	Session
LMP2									
1	43 Newblood by Morand Racing	Morgan - Judd	LMP2	Christian KLIEN	1:24.145	34		185.1	Free Practice 2
2	34 Race Performance	Oreca 03 - Judd	LMP2	Franck MAILLEUX	1:24.153	44	0.008	185.1	Free Practice 2
3	34 Race Performance	Oreca 03 - Judd	LMP2	Michel FREY	1:24.163	53	0.018	185.0	Free Practice 1
4	46 Thiriet by TDS Racing	Ligier JS P2 - Nissan	LMP2	Tristan GOMMENDY	1:24.209	31	0.064	184.9	Free Practice 2
5	38 Jota Sport	Zytek Z11SN - Nissan	LMP2	Harry TINCKNELL	1:24.555	40	0.410	184.2	Free Practice 2
6	36 Signatech Alpine	Alpine A450b - Nissan	LMP2	Nelson PANCIATICI	1:24.634	41	0.489	184.0	Free Practice 2
7	38 Jota Sport	Zytek Z11SN - Nissan	LMP2	Filipe ALBUQUERQUE	1:24.698	37	0.553	183.9	Free Practice 1
8	46 Thiriet by TDS Racing	Ligier JS P2 - Nissan	LMP2	Ludovic BADEY	1:24.832	31	0.687	183.6	Free Practice 1
9	41 Greaves Motorsport	Zytek Z11SN - Nissan	LMP2	Tom KIMBER-SMITH	1:25.281	31	1.136	182.6	Free Practice 2
10	28 Greaves Motorsport	Zytek Z11SN - Nissan	LMP2	Luciano BACHETA	1:25.294	52	1.149	182.6	Free Practice 2
11	46 Thiriet by TDS Racing	Ligier JS P2 - Nissan	LMP2	Pierre THIRIET	1:25.311	32	1.166	182.6	Free Practice 2
12	43 Newblood by Morand Racing	Morgan - Judd	LMP2	Pierre RAGUES	1:25.365	30	1.220	182.4	Free Practice 2
13	43 Newblood by Morand Racing	Morgan - Judd	LMP2	Gary HIRSCH	1:25.532	29	1.387	182.1	Free Practice 2
14	28 Greaves Motorsport	Zytek Z11SN - Nissan	LMP2	Mark SHULZHITSKIY	1:25.692	42	1.547	181.7	Free Practice 2
15	29 Pegasus Racing	Morgan - Nissan	LMP2	Julien SCHELL	1:25.727	32	1.582	181.7	Free Practice 2
16	36 Signatech Alpine	Alpine A450b - Nissan	LMP2	Paul-Loup CHATIN	1:25.825	32	1.680	181.5	Free Practice 2
17	36 Signatech Alpine	Alpine A450b - Nissan	LMP2	Oliver WEBB	1:25.864	36	1.719	181.4	Free Practice 1
18	38 Jota Sport	Zytek Z11SN - Nissan	LMP2	Simon DOLAN	1:27.033	30	2.888	178.9	Free Practice 1
19	41 Greaves Motorsport	Zytek Z11SN - Nissan	LMP2	Matthew MCMURRY	1:27.107	35	2.962	178.8	Free Practice 2
20	29 Pegasus Racing	Morgan - Nissan	LMP2	Jonathan COLEMAN	1:27.161	27	3.016	178.7	Free Practice 2
21	29 Pegasus Racing	Morgan - Nissan	LMP2	Nicolas LEUTWILER	1:27.314	26	3.169	178.4	Free Practice 2
22	41 Greaves Motorsport	Zytek Z11SN - Nissan	LMP2	Mark PATTERSON	1:28.280	34	4.135	176.4	Free Practice 2
LMGTE									
1	72 SMP Racing	Ferrari F458 Italia	LMGTE	Andrea BERTOLINI	1:29.746	33		173.5	Free Practice 2
2	55 AF Corse	Ferrari F458 Italia	LMGTE	Matt GRIFFIN	1:30.236	24	0.490	172.6	Free Practice 2
3	56 AT Racing	Ferrari F458 Italia	LMGTE	Pierre KAFFER	1:30.325	33	0.579	172.4	Free Practice 2
4	55 AF Corse	Ferrari F458 Italia	LMGTE	Michele RUGOLO	1:30.349	28	0.603	172.4	Free Practice 2
5	77 Proton Competition	Porsche 911 GT3 RSR	LMGTE	Richard LIETZ	1:30.511	17	0.765	172.1	Free Practice 2
6	85 Gulf Racing UK	Aston Martin Vantage V8	LMGTE	Stuart HALL	1:30.597	31	0.851	171.9	Free Practice 2
7	58 Team Sofrev-ASP	Ferrari F458 Italia	LMGTE	Soheil AYARI	1:30.694	28	0.948	171.7	Free Practice 1
8	85 Gulf Racing UK	Aston Martin Vantage V8	LMGTE	Daniel BROWN	1:30.696	24	0.950	171.7	Free Practice 1
9	70 AF Corse	Ferrari F458 Italia	LMGTE	Emmanuel COLLARD	1:30.755	26	1.009	171.6	Free Practice 2
10	66 JMW Motorsport	Ferrari F458 Italia	LMGTE	Rob BELL	1:30.761	36	1.015	171.6	Free Practice 1
11	54 AF Corse	Ferrari F458 Italia	LMGTE	Marco CIOCI	1:30.865	49	1.119	171.4	Free Practice 1
12	56 AT Racing	Ferrari F458 Italia	LMGTE	Alexander TALKANITSA JR	1:31.053	47	1.307	171.0	Free Practice 1
13	56 AT Racing	Ferrari F458 Italia	LMGTE	Alexander TALKANITSA	1:31.086	21	1.340	171.0	Free Practice 2
14	76 IMSA Performance Matmut	Porsche 911 GT3 RSR	LMGTE	Nicolas ARMINDO	1:31.137	23	1.391	170.9	Free Practice 2
15	81 Kessel Racing	Ferrari F458 Italia	LMGTE	Matteo CRESSONI	1:31.155	48	1.409	170.8	Free Practice 2
16	72 SMP Racing	Ferrari F458 Italia	LMGTE	Viktor SHAITAR	1:31.241	37	1.495	170.7	Free Practice 1
17	66 JMW Motorsport	Ferrari F458 Italia	LMGTE	Daniel MCKENZIE	1:31.368	32	1.622	170.4	Free Practice 1
18	81 Kessel Racing	Ferrari F458 Italia	LMGTE	Thomas KEMENATER	1:31.408	45	1.662	170.4	Free Practice 1
19	67 IMSA Performance Matmut	Porsche 911 GT3 RSR	LMGTE	Eric HELARY	1:31.419	26	1.673	170.4	Free Practice 1
20	55 AF Corse	Ferrari F458 Italia	LMGTE	Duncan CAMERON	1:31.533	51	1.787	170.1	Free Practice 2
21	54 AF Corse	Ferrari F458 Italia	LMGTE	Piergiuseppe PERAZZINI	1:31.557	30	1.811	170.1	Free Practice 1
22	77 Proton Competition	Porsche 911 GT3 RSR	LMGTE	Horst FELBERMAYR JR	1:31.584	30	1.838	170.0	Free Practice 2
23	72 SMP Racing	Ferrari F458 Italia	LMGTE	Sergey ZLOBIN	1:31.609	33	1.863	170.0	Free Practice 1
24	54 AF Corse	Ferrari F458 Italia	LMGTE	Michael LYONS	1:31.612	14	1.866	170.0	Free Practice 2
25	70 AF Corse	Ferrari F458 Italia	LMGTE	Yannick MALLEGOL	1:31.785	21	2.039	169.7	Free Practice 2
26	76 IMSA Performance Matmut	Porsche 911 GT3 RSR	LMGTE	Raymond NARAC	1:31.912	31	2.166	169.4	Free Practice 1
27	58 Team Sofrev-ASP	Ferrari F458 Italia	LMGTE	Fabien BARTHEZ	1:32.135	36	2.389	169.0	Free Practice 1
28	66 JMW Motorsport	Ferrari F458 Italia	LMGTE	George RICHARDSON	1:32.168	33	2.422	169.0	Free Practice 2
29	86 Gulf Racing UK	Porsche 911 GT3 RSR	LMGTE	Michael MEADOWS	1:32.198	15	2.452	168.9	Free Practice 1
30	76 IMSA Performance Matmut	Porsche 911 GT3 RSR	LMGTE	Christina NIELSEN	1:32.245	34	2.499	168.8	Free Practice 2
31	58 Team Sofrev-ASP	Ferrari F458 Italia	LMGTE	Anthony PONS	1:32.317	29	2.571	168.7	Free Practice 2
32	86 Gulf Racing UK	Porsche 911 GT3 RSR	LMGTE	Adam CARROLL	1:32.389	17	2.643	168.6	Free Practice 1
33	70 AF Corse	Ferrari F458 Italia	LMGTE	François PERRODO	1:33.131	25	3.385	167.2	Free Practice 2
34	67 IMSA Performance Matmut	Porsche 911 GT3 RSR	LMGTE	Jean-Marc MERLIN	1:33.595	31	3.849	166.4	Free Practice 2
35	85 Gulf Racing UK	Aston Martin Vantage V8	LMGTE	Roald GOETHE	1:33.646	41	3.900	166.3	Free Practice 2
36	67 IMSA Performance Matmut	Porsche 911 GT3 RSR	LMGTE	Erik MARIS	1:34.395	35	4.649	165.0	Free Practice 2
37	86 Gulf Racing UK	Porsche 911 GT3 RSR	LMGTE	Michael WAINWRIGHT	1:34.671	40	4.925	164.5	Free Practice 2



EUROPEAN LE MANS SERIES 4 HOURS OF RED BULL RING

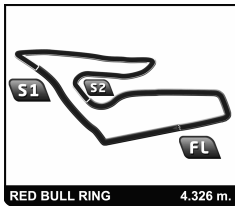
After Free Practice 2

Classification by Driver And Class Fastest Lap

Nr	Team	Car	Class	Driver	Time	Laps	Gap	Kph	Session
38	77 Proton Competition	Porsche 911 GT3 RSR	LMGTE	Horst FELBERMAYR SR	1:36.179	24	6.433	161.9	Free Practice 1
GTC									
1	98 ART Grand Prix	McLaren MP4 12C GT3	GTC	Kevin KORJUS	1:31.272	16		170.6	Free Practice 1
2	57 SMP Racing	Ferrari F458 Italia GT3	GTC	Mika SALO	1:31.430	17	0.158	170.3	Free Practice 1
3	95 AF Corse	Ferrari F458 Italia GT3	GTC	Adrien DE LEENER	1:31.492	34	0.220	170.2	Free Practice 1
4	71 SMP Racing	Ferrari F458 Italia GT3	GTC	Kirill LADYGIN	1:31.619	29	0.347	170.0	Free Practice 1
5	71 SMP Racing	Ferrari F458 Italia GT3	GTC	Luca PERSIANI	1:31.653	26	0.381	169.9	Free Practice 1
6	73 SMP Racing	Ferrari F458 Italia GT3	GTC	Olivier BERETTA	1:31.681	31	0.409	169.9	Free Practice 1
7	93 Pro GT by Almeras	Porsche 997 GT3R	GTC	Franck PERERA	1:31.779	35	0.507	169.7	Free Practice 1
8	73 SMP Racing	Ferrari F458 Italia GT3	GTC	David MARKOZOV	1:31.782	31	0.510	169.7	Free Practice 1
9	99 ART Grand Prix	McLaren MP4 12C GT3	GTC	Alex BRUNDLE	1:31.820	24	0.548	169.6	Free Practice 1
10	60 Formula Racing	Ferrari F458 Italia GT3	GTC	Jan MAGNUSSEN	1:31.887	38	0.615	169.5	Free Practice 1
11	78 Team Russia by Barwell	BMW Z4 GT3	GTC	Jonathan COCKER	1:31.888	19	0.616	169.5	Free Practice 2
12	60 Formula Racing	Ferrari F458 Italia GT3	GTC	Johnny LAURSEN	1:31.924	27	0.652	169.4	Free Practice 1
13	57 SMP Racing	Ferrari F458 Italia GT3	GTC	Maurizio MEDIANI	1:31.927	29	0.655	169.4	Free Practice 1
14	73 SMP Racing	Ferrari F458 Italia GT3	GTC	Anton LADYGIN	1:32.008	27	0.736	169.3	Free Practice 1
15	95 AF Corse	Ferrari F458 Italia GT3	GTC	Cedric SBIRRAZZUOLI	1:32.034	53	0.762	169.2	Free Practice 1
16	75 Prospeed Competition	Porsche GT3 R	GTC	Mike PARISY	1:32.048	34	0.776	169.2	Free Practice 1
17	59 Team Sofrev-ASP	Ferrari F458 Italia GT3	GTC	Jean-Philippe BELLOC	1:32.082	33	0.810	169.1	Free Practice 2
18	60 Formula Racing	Ferrari F458 Italia GT3	GTC	Mikkel MAC	1:32.239	28	0.967	168.8	Free Practice 2
19	93 Pro GT by Almeras	Porsche 997 GT3R	GTC	Mathieu VAXIVIÈRE	1:32.456	28	1.184	168.4	Free Practice 1
20	98 ART Grand Prix	McLaren MP4 12C GT3	GTC	Grégoire DEMOUSTIER	1:32.601	31	1.329	168.2	Free Practice 2
21	71 SMP Racing	Ferrari F458 Italia GT3	GTC	Aleksey BASOV	1:32.616	35	1.344	168.2	Free Practice 1
22	63 AF Corse	Ferrari F458 Italia GT3	GTC	Mads RASMUSSEN	1:33.043	67	1.771	167.4	Free Practice 1
23	99 ART Grand Prix	McLaren MP4 12C GT3	GTC	Karim AJLANI	1:33.224	28	1.952	167.1	Free Practice 1
24	98 ART Grand Prix	McLaren MP4 12C GT3	GTC	Yann GOUDY	1:33.264	28	1.992	167.0	Free Practice 2
25	99 ART Grand Prix	McLaren MP4 12C GT3	GTC	Ricardo GONZALEZ	1:33.299	27	2.027	166.9	Free Practice 2
26	93 Pro GT by Almeras	Porsche 997 GT3R	GTC	Henry HASSID	1:33.364	21	2.092	166.8	Free Practice 1
27	63 AF Corse	Ferrari F458 Italia GT3	GTC	Ilya MELNIKOV	1:33.522	19	2.250	166.5	Free Practice 1
28	59 Team Sofrev-ASP	Ferrari F458 Italia GT3	GTC	Christophe BOURRET	1:33.749	30	2.477	166.1	Free Practice 2
29	78 Team Russia by Barwell	BMW Z4 GT3	GTC	Leonid MACHITSKI	1:33.756	36	2.484	166.1	Free Practice 2
30	75 Prospeed Competition	Porsche GT3 R	GTC	Max VAN SPLUNTEREN	1:33.761	25	2.489	166.1	Free Practice 2
31	59 Team Sofrev-ASP	Ferrari F458 Italia GT3	GTC	Jean BEAUBELIQUE	1:33.968	23	2.696	165.7	Free Practice 2
32	75 Prospeed Competition	Porsche GT3 R	GTC	Gilles VANNELET	1:34.415	22	3.143	164.9	Free Practice 2
33	78 Team Russia by Barwell	BMW Z4 GT3	GTC	Timur SARDAROV	1:34.603	39	3.331	164.6	Free Practice 1
34	57 SMP Racing	Ferrari F458 Italia GT3	GTC	Boris ROTENBERG	1:37.083	34	5.811	160.4	Free Practice 2

Published at:

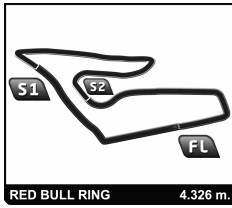
Race Director:	Timekeeper:
-----------------------	--------------------



EUROPEAN LE MANS SERIES
4 HOURS OF RED BULL RING
 Free Practice 2

Best Sector Times

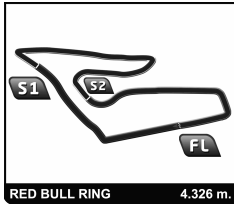
SECTOR 1			SECTOR 2		SECTOR 3		Pos	Team	Cl	Ideal Lap	Best Lap
Pos	Driver	Time	Driver	Time	Driver	Time					
1	43 C.KLIEN	21.555	43 C.KLIEN	37.466	34 F.MAILLEUX	24.926	1	Race Performance	LMP2	1'23.970	1:24.153 (2)
2	34 F.MAILLEUX	21.570	34 F.MAILLEUX	37.474	46 T.GOMMENDY	24.992	2	Newblood by Morand Racing	LMP2	1'24.102	1:24.145 (1)
3	46 T.GOMMENDY	21.696	46 T.GOMMENDY	37.521	38 H.TINCKNELL	24.999	3	Thiriet by TDS Racing	LMP2	1'24.209	1:24.209 (3)
4	36 N.PANCIATICI	21.720	38 H.TINCKNELL	37.529	36 N.PANCIATICI	25.072	4	38 Jota Sport	LMP2	1'24.271	1:24.555 (4)
5	38 F.ALBUQUERQUE	21.743	41 T.KIMBER-SMITH	37.731	43 C.KLIEN	25.081	5	36 Signatech Alpine	LMP2	1'24.533	1:24.634 (5)
6	29 J.SCHELL	21.822	36 N.PANCIATICI	37.741	28 L.BACHETA	25.251	6	28 Greaves Motorsport	LMP2	1'24.948	1:25.294 (7)
7	28 L.BACHETA	21.851	28 L.BACHETA	37.846	41 T.KIMBER-SMITH	25.371	7	41 Greaves Motorsport	LMP2	1'25.140	1:25.281 (6)
8	41 T.KIMBER-SMITH	22.038	29 J.SCHELL	38.086	29 J.SCHELL	25.672	8	29 Pegasus Racing	LMP2	1'25.580	1:25.727 (8)
9	72 A.BERTOLINI	22.545	72 A.BERTOLINI	39.801	72 A.BERTOLINI	27.296	9	72 SMP Racing	LMGTE	1'29.642	1:29.746 (9)
10	77 R.LIETZ	22.615	55 M.RUGOLO	39.873	56 P.KAFFER	27.485	10	56 AT Racing	LMGTE	1'30.097	1:30.325 (11)
11	56 P.KAFFER	22.682	85 S.HALL	39.902	55 M.GRIFFIN	27.561	11	55 AF Corse	LMGTE	1'30.137	1:30.236 (10)
12	55 M.RUGOLO	22.703	56 P.KAFFER	39.930	54 M.CIOCI	27.660	12	77 Proton Competition	LMGTE	1'30.397	1:30.511 (12)
13	70 E.COLLARD	22.733	58 S.AYARI	39.984	85 S.HALL	27.685	13	85 Gulf Racing UK	LMGTE	1'30.407	1:30.597 (13)
14	54 M.CIOCI	22.751	66 R.BELL	40.000	70 E.COLLARD	27.698	14	66 JMW Motorsport	LMGTE	1'30.546	1:30.783 (16)
15	58 S.AYARI	22.786	77 R.LIETZ	40.043	66 R.BELL	27.720	15	58 Team Sofrev-ASP	LMGTE	1'30.641	1:30.734 (14)
16	85 S.HALL	22.820	81 M.CRESSONI	40.117	77 R.LIETZ	27.739	16	54 AF Corse	LMGTE	1'30.682	1:30.883 (17)
17	66 R.BELL	22.826	76 N.ARMINDO	40.193	58 S.AYARI	27.871	17	70 AF Corse	LMGTE	1'30.685	1:30.755 (15)
18	81 M.CRESSONI	22.861	67 E.HELARY	40.252	81 M.CRESSONI	27.877	18	81 Kessel Racing	LMGTE	1'30.855	1:31.155 (19)
19	95 C.SBIRRAZZUOLI	22.881	70 E.COLLARD	40.254	76 N.ARMINDO	27.959	19	76 IMSA Performance Matmut	LMGTE	1'31.100	1:31.137 (18)
20	67 E.HELARY	22.927	54 M.CIOCI	40.271	71 K.LADYGIN	28.158	20	71 SMP Racing	GTC	1'31.436	1:31.665 (21)
21	76 N.ARMINDO	22.948	71 K.LADYGIN	40.312	78 J.COCKER	28.234	21	67 IMSA Performance Matmut	LMGTE	1'31.437	1:31.585 (20)
22	71 L.PERSIANI	22.966	59 J.BELLOC	40.329	75 M.PARISY	28.254	22	78 Team Russia by Barwell	GTC	1'31.774	1:31.888 (22)
23	57 M.MEDIANI	22.971	57 M.MEDIANI	40.463	67 E.HELARY	28.258	23	57 SMP Racing	GTC	1'31.809	1:32.119 (25)
24	73 A.LADYGIN	22.992	78 J.COCKER	40.470	57 M.MEDIANI	28.375	24	59 Team Sofrev-ASP	GTC	1'31.824	1:32.082 (23)
25	98 G.DEMOUSTIER	22.997	93 F.PERERA	40.483	60 M.MAC	28.436	25	75 Prospeed Competition	GTC	1'31.996	1:32.114 (24)
26	59 J.BELLOC	23.040	73 O.BERETTA	40.525	59 J.BELLOC	28.455	26	73 SMP Racing	GTC	1'32.011	1:32.310 (27)
27	60 M.MAC	23.047	60 M.MAC	40.649	73 A.LADYGIN	28.494	27	93 Pro GT by Almeras	GTC	1'32.097	1:32.610 (30)
28	75 M.PARISY	23.049	95 C.SBIRRAZZUOLI	40.666	93 F.PERERA	28.546	28	60 Formula Racing	GTC	1'32.132	1:32.239 (26)
29	99 A.BRUNDLLE	23.052	75 M.PARISY	40.693	98 K.KORJUS	28.563	29	95 AF Corse	GTC	1'32.150	1:32.332 (28)
30	93 F.PERERA	23.068	98 K.KORJUS	40.770	86 A.CARROLL	28.588	30	98 ART Grand Prix	GTC	1'32.330	1:32.601 (29)
31	78 J.COCKER	23.070	99 A.BRUNDLLE	40.921	95 C.SBIRRAZZUOLI	28.603	31	99 ART Grand Prix	GTC	1'32.633	1:32.951 (31)
32	86 A.CARROLL	23.185	63 I.MELNIKOV	41.171	99 A.BRUNDLLE	28.660	32	86 Gulf Racing UK	LMGTE	1'33.046	1:34.671 (33)
33	63 I.MELNIKOV	23.232	86 M.WAINWRIGHT	41.273	63 I.MELNIKOV	28.950	33	63 AF Corse	GTC	1'33.353	1:33.529 (32)



EUROPEAN LE MANS SERIES 4 HOURS OF RED BULL RING After Free Practice 2

Event maximum speed

Team	Car	Class	Driver	Top Speed	Lap	Session
43 Newblood by Morand Racing	Morgan - Judd	LMP2	Gary HIRSCH	248.3	34	Free Practice 2
34 Race Performance	Oreca 03 - Judd	LMP2	Franck MAILLEUX	246.6	4	Free Practice 2
46 Thiriet by TDS Racing	Ligier JS P2 - Nissan	LMP2	Tristan GOMMENDY	244.3	44	Free Practice 1
29 Pegasus Racing	Morgan - Nissan	LMP2	Nicolas LEUTWILER	243.8	21	Free Practice 2
36 Signatech Alpine	Alpine A450b - Nissan	LMP2	Paul-Loup CHATIN	243.8	33	Free Practice 2
56 AT Racing	Ferrari F458 Italia	LMGTE	Pierre KAFFER	243.2	43	Free Practice 2
72 SMP Racing	Ferrari F458 Italia	LMGTE	Andrea BERTOLINI	243.2	13	Free Practice 2
38 Jota Sport	Zytek Z11SN - Nissan	LMP2	Filipe ALBUQUERQUE	242.7	52	Free Practice 2
28 Greaves Motorsport	Zytek Z11SN - Nissan	LMP2	Luciano BACHETA	242.2	27	Free Practice 2
54 AF Corse	Ferrari F458 Italia	LMGTE	Marco CIOCI	242.2	22	Free Practice 1
55 AF Corse	Ferrari F458 Italia	LMGTE	Duncan CAMERON	241.6	52	Free Practice 2
66 JMW Motorsport	Ferrari F458 Italia	LMGTE	Rob BELL	241.6	7	Free Practice 1
67 IMSA Performance Matmut	Porsche 911 GT3 RSR	LMGTE	Eric HELARY	241.6	4	Free Practice 1
98 ART Grand Prix	McLaren MP4 12C GT3	GTC	Yann GOUDY	241.6	39	Free Practice 2
77 Proton Competition	Porsche 911 GT3 RSR	LMGTE	Horst FELBERMAYR JR	241.1	25	Free Practice 1
95 AF Corse	Ferrari F458 Italia GT3	GTC	Adrien DE LEENER	241.1	16	Free Practice 1
99 ART Grand Prix	McLaren MP4 12C GT3	GTC	Karim AJLANI	241.1	35	Free Practice 2
71 SMP Racing	Ferrari F458 Italia GT3	GTC	Kirill LADYGIN	240.5	15	Free Practice 1
41 Greaves Motorsport	Zytek Z11SN - Nissan	LMP2	Matthew MCMURRY	240.0	7	Free Practice 1
86 Gulf Racing UK	Porsche 911 GT3 RSR	LMGTE	Adam CARROLL	240.0	6	Free Practice 1
58 Team Sofrev-ASP	Ferrari F458 Italia	LMGTE	Soheil AYARI	239.5	45	Free Practice 2
81 Kessel Racing	Ferrari F458 Italia	LMGTE	Matteo CRESSONI	239.5	13	Free Practice 2
57 SMP Racing	Ferrari F458 Italia GT3	GTC	Maurizio MEDIANI	239.5	32	Free Practice 2
60 Formula Racing	Ferrari F458 Italia GT3	GTC	Jan MAGNUSSEN	239.5	19	Free Practice 2
73 SMP Racing	Ferrari F458 Italia GT3	GTC	Olivier BERETTA	239.5	42	Free Practice 2
93 Pro GT by Almeras	Porsche 997 GT3R	GTC	Mathieu VAXIVIÈRE	239.5	43	Free Practice 2
70 AF Corse	Ferrari F458 Italia	LMGTE	Emmanuel COLLARD	238.9	37	Free Practice 2
76 IMSA Performance Matmut	Porsche 911 GT3 RSR	LMGTE	Raymond NARAC	238.9	7	Free Practice 1
85 Gulf Racing UK	Aston Martin Vantage V8	LMGTE	Daniel BROWN	238.9	39	Free Practice 1
63 AF Corse	Ferrari F458 Italia GT3	GTC	Ilya MELNIKOY	238.9	22	Free Practice 1
75 Prospeed Competition	Porsche GT3 R	GTC	Mike PARISY	238.9	5	Free Practice 1
78 Team Russia by Barwell	BMW Z4 GT3	GTC	Jonathan COCKER	237.4	42	Free Practice 2
59 Team Sofrev-ASP	Ferrari F458 Italia GT3	GTC	Jean-Philippe BELLOC	236.8	42	Free Practice 2

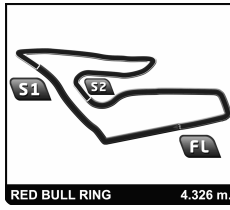


EUROPEAN LE MANS SERIES 4 HOURS OF RED BULL RING

Free Practice 2

Fastest Lap Sequence

Practice Time	Team	Car	Class	Driver	Time	Kph	Lap
3:05.704	36 Signatech Alpine	Alpine A450b - Nissan	LMP2	Oliver WEBB	1:26.930	179.2	2
3:06.309	34 Race Performance	Oreca 03 - Judd	LMP2	Franck MAILLEUX	1:26.702	179.6	2
6:00.683	34 Race Performance	Oreca 03 - Judd	LMP2	Franck MAILLEUX	1:26.172	180.7	4
7:44.978	46 Thiriet by TDS Racing	Ligier JS P2 - Nissan	LMP2	Pierre THIRIET	1:25.671	181.8	5
8:40.742	43 Newblood by Morand Racing	Morgan - Judd	LMP2	Pierre RAGUES	1:25.543	182.1	5
11:44.208	34 Race Performance	Oreca 03 - Judd	LMP2	Franck MAILLEUX	1:24.786	183.7	8
1:08:29.091	38 Jota Sport	Zytek Z11SN - Nissan	LMP2	Harry TINCKNELL	1:24.555	184.2	19
1:13:31.939	46 Thiriet by TDS Racing	Ligier JS P2 - Nissan	LMP2	Tristan GOMMENDY	1:24.209	184.9	17
1:24:43.856	43 Newblood by Morand Racing	Morgan - Judd	LMP2	Christian KLIEN	1:24.145	185.1	16



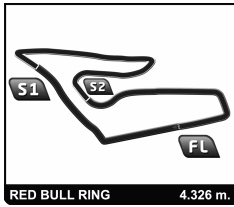
EUROPEAN LE MANS SERIES 4 HOURS OF RED BULL RING

Free Practice 2

Sector Analysis

								■ Personal Best ■ Session Best ■ Crossing the finish line in pit lane							
Lap	D	Time	Sector 1	Sector 2	Sector 3	T. Spd	Elapsed	Lap	D	Time	Sector 1	Sector 2	Sector 3	T. Spd	Elapsed
28 Greaves Motorsport 1. Luciano BACHETA 2. Mark SHULZHITSKIY								Zytek Z11SN - Nissan LMP2							
1	1	1:52.770	44.930	40.467	27.373	229.8	1:52.770	2	1	1:31.429	23.279	40.181	27.969	237.4	4:02.973
2	1	1:29.937	23.383	39.526	27.028	234.3	3:22.707	3	1	1:28.652	23.091	39.090	26.471	238.4	5:31.625
3	1	1:27.051	22.581	38.434	26.036	236.3	4:49.758	4	1	1:29.077	22.527	39.290	27.260	239.5	7:00.702
4	1	1:32.932 B	22.135	39.188	31.609	240.5	6:22.690	5	1	1:27.575	22.200	38.784	26.591	241.1	8:28.277
5	2	3:04.905	1:59.063	39.238	26.604	236.8	9:27.595	6	1	1:29.455	22.151	39.245	28.059	240.0	9:57.732
6	2	1:28.011	22.582	38.538	26.891	236.8	10:55.606	7	1	1:27.024	22.239	38.745	26.040	240.5	11:24.756
7	2	1:29.678	22.496	39.140	28.042	237.4	12:25.284	8	1	1:35.784 B	22.074	39.609	34.101	238.9	13:00.540
8	2	1:27.180	22.417	38.524	26.239	235.3	13:52.464	9	2	7:59.349	6:50.034	41.150	28.165	216.4	20:59.889
9	2	1:27.296	22.475	38.493	26.328	235.8	15:19.760	10	2	1:28.535	22.516	39.062	26.957	238.9	22:28.424
10	2	1:27.649	22.485	38.238	26.926	235.8	16:47.409	11	2	1:29.017	22.270	39.809	26.938	240.0	23:57.441
11	2	1:26.807	22.260	38.308	26.239	236.8	18:14.216	12	2	1:29.950	22.165	39.344	28.441	242.7	25:27.391
12	2	1:26.700	22.190	38.732	25.778	238.4	19:40.916	13	2	1:28.235	22.216	39.191	26.828	240.5	26:55.626
13	2	1:25.692	22.180	37.972	25.540	237.4	21:06.608	14	2	1:29.088	22.279	39.289	27.520	242.2	28:24.714
14	2	1:27.359	22.266	38.015	27.078	238.4	22:33.967	15	2	1:29.098	23.238	39.174	26.686	238.9	29:53.812
15	2	1:26.510	22.449	38.275	25.786	237.9	24:00.477	16	2	1:29.356	22.377	39.758	27.221	241.1	31:23.168
16	2	1:27.524	22.324	38.893	26.307	238.4	25:28.001	17	2	1:27.314	22.243	38.852	26.219	242.7	32:50.482
17	2	1:28.015	22.978	38.384	26.653	237.9	26:56.016	18	2	1:37.681 B	23.020	39.877	34.784	230.3	34:28.163
18	2	1:28.862	22.376	39.231	27.255	240.5	28:24.878	19	2	6:27.067	5:20.287	39.949	26.831	232.3	40:55.230
19	2	1:29.309	23.787	38.666	26.856	237.9	29:54.187	20	2	1:28.651	22.721	38.865	27.065	241.1	42:23.881
20	2	1:28.277	22.203	38.941	27.133	241.6	31:22.464	21	2	1:36.264 B	22.262	39.891	34.111	243.8	44:00.145
21	2	1:26.762	22.211	38.206	26.345	238.9	32:49.226	22	3	10:38.915	9:28.219	42.666	28.030	187.5	54:39.060
22	2	1:36.092 B	22.736	39.241	34.115	237.4	34:25.318	23	3	1:29.460	23.033	39.958	26.469	236.8	56:08.520
23	1	3:30.115	2:24.196	39.461	26.458	230.8	37:55.433	24	3	1:29.256	22.336	39.796	27.124	238.9	57:37.776
24	1	1:27.018	22.338	38.632	26.048	235.8	39:22.451	25	3	1:32.487	23.161	41.602	27.724	224.1	59:10.263
25	1	1:27.373	22.265	39.101	26.007	238.4	40:49.824	26	3	1:28.563	22.532	39.715	26.316	241.1	1:00:38.826
26	1	1:26.844	22.399	38.579	25.866	216.4	42:16.668	27	3	1:28.404	22.520	39.436	26.448	240.5	1:02:07.230
27	1	1:27.696	22.142	38.778	26.776	242.2	43:44.364	28	3	1:29.037	22.361	40.335	26.341	237.9	1:03:36.267
28	1	1:28.231	22.281	38.906	27.044	241.1	45:12.595	29	3	1:28.006	22.313	39.103	26.590	240.0	1:05:04.273
29	1	1:27.997	22.202	38.493	27.302	238.4	46:40.592	30	3	1:28.958	22.943	39.646	26.369	241.1	1:06:33.231
30	1	1:28.413	22.340	39.461	26.612	237.9	48:09.005	31	3	1:27.161	22.240	38.835	26.086	242.7	1:08:00.392
31	1	1:27.214	22.810	38.637	25.767	236.8	49:36.219	32	3	1:29.613	22.106	40.537	26.970	241.6	1:09:30.005
32	1	1:27.031	22.226	38.988	25.817	238.9	51:03.250	33	3	1:30.284	22.752	40.537	26.995	240.5	1:11:00.289
33	1	1:27.632	22.138	38.718	26.776	238.9	52:30.882	34	3	1:28.447	22.914	39.026	26.507	241.6	1:12:28.736
34	1	1:27.105	22.394	38.487	26.224	238.4	53:57.987	35	3	1:37.915 B	22.861	40.241	34.813	218.2	1:14:06.651
35	1	1:28.428	22.425	39.696	26.307	240.0	55:26.415	36	1	5:28.672	4:21.661	40.225	26.786	202.2	1:19:35.323
36	1	1:26.466	22.245	38.506	25.715	239.5	56:52.881	37	1	1:26.846	22.022	38.490	26.334	241.1	1:21:02.169
37	1	1:27.227	22.182	38.566	26.479	240.0	58:20.108	38	1	1:27.032	22.459	38.702	25.871	242.2	1:22:29.201
38	1	1:26.877	22.331	38.880	25.666	240.0	59:46.985	39	1	1:26.247	21.924	38.255	26.068	241.6	1:23:55.448
39	1	1:34.320 B	22.234	39.393	32.693	241.1	1:01:21.305	40	1	1:26.105	21.822	38.604	25.679	242.7	1:25:21.553
40	1	13:12.811	...	39.331	26.876	231.3	1:14:34.116	41	1	1:27.072	22.028	38.187	26.857	242.2	1:26:48.625
41	1	1:26.684	22.536	38.377	25.771	235.8	1:16:00.800	42	1	1:26.684	22.365	38.496	25.823	242.7	1:28:15.309
42	1	1:26.306	21.997	38.478	25.831	241.1	1:17:27.106	43	1	1:37.130	22.110	47.513	27.507	242.2	1:29:52.439
43	1	1:25.294	22.154	37.846	25.294	239.5	1:18:52.400	44	1	1:25.727	21.969	38.086	25.672	243.8	1:31:18.166
44	1	1:25.311	22.117	37.943	25.251	240.5	1:20:17.711								
45	1	1:26.526	21.851	39.076	25.599	242.2	1:21:44.237								
46	1	1:25.800	22.023	37.917	25.860	241.1	1:23:10.037								
47	1	1:32.587 B	22.395	38.754	31.438	241.6	1:24:42.624								
48	2	2:42.254	1:36.015	38.714	27.525	236.8	1:27:24.878								
49	2	1:26.581	22.130	37.986	26.465	238.4	1:28:51.459								
50	2	1:51.656 B	21.985	52.087	37.584	240.0	1:30:43.115								
29 Pegasus Racing 1. Julien SCHELL 2. Nicolas LEUTWILER								Morgan - Nissan LMP2							
1	1	2:31.544	1:18.986	44.635	27.923	185.2	2:31.544								

34 Race Performance								Oreca 03 - Judd LMP2							
1. Michel FREY								2. Franck MAILLEUX							
1	2	1:39.607	31.775	40.955	26.877	217.7	1:39.607								
2	2	1:26.702	22.047	38.582	26.073	242.2	3:06.309								
3	2	1:28.202	21.782	40.656	25.764	244.3	4:34.511								
4	2	1:26.172	21.822	38.418	25.932	246.6	6:00.683								
5	2	1:26.185	22.055	37.993	26.137	244.3	7:26.868								
6	2	1:26.415	21.741	38.423	26.251	245.5	8:53.283								
7	2	1:26.139	22.884	37.943	25.312	241.6	10:19.422								
8	2	1:24.786	21.778	37.835	25.173	241.6	11:44.208								
9	2	1:31.395 B	21.890	37.993	31.512	243.2	13:15.603								
10	2	2:28.565	1:21.474	39.636	27.455	242.7	15:44.168								
11	2	1:30.600	22.264	39.817	28.519	241.1	17:14.768								



EUROPEAN LE MANS SERIES 4 HOURS OF RED BULL RING

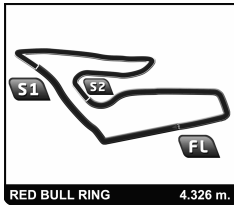
Free Practice 2

Sector Analysis

Lap	D	Time	Sector 1	Sector 2	Sector 3	T. Spd	Elapsed	Lap	D	Time	Sector 1	Sector 2	Sector 3	T. Spd	Elapsed
12	2	1:29.671	23.068	40.501	26.102	222.2	18:44.439	15	3	1:27.835	22.073	39.144	26.618	240.5	25:23.096
13	2	1:26.115	22.062	38.168	25.885	240.5	20:10.554	16	3	1:26.751	21.863	38.734	26.154	240.0	26:49.847
14	2	1:39.219 B	22.595	38.793	37.831	242.2	21:49.773	17	3	1:36.278 B	21.860	40.089	34.329	241.6	28:26.125
15	1	3:42.742	2:35.980	39.894	26.868	224.1	25:32.515	18	1	2:31.877	1:25.033	39.687	27.157	232.3	30:58.002
16	1	1:27.786	21.974	38.774	27.038	241.6	27:00.301	19	1	1:26.551	22.267	38.211	26.073	237.4	32:24.553
17	1	1:28.347	22.127	38.540	27.680	241.6	28:28.648	20	1	1:27.160	22.132	38.829	26.199	238.4	33:51.713
18	1	1:27.269	22.138	38.750	26.381	243.2	29:55.917	21	1	1:26.405	22.139	38.438	25.828	237.4	35:18.118
19	1	1:28.741	21.798	39.101	27.842	245.5	31:24.658	22	1	1:28.167	22.103	38.391	27.673	236.8	36:46.285
20	1	1:27.348	22.718	38.627	26.003	242.7	32:52.006	23	1	1:28.640	22.194	38.381	28.065	236.8	38:14.925
21	1	1:29.446	22.369	39.911	27.166	242.2	34:21.452	24	1	1:26.160	22.238	38.170	25.752	237.4	39:41.085
22	1	1:26.013	21.992	38.262	25.759	241.1	35:47.465	25	1	1:32.848 B	21.967	39.649	31.232	240.0	41:13.933
23	1	1:29.163	21.951	39.427	27.785	242.2	37:16.628	26	1	4:57.343	3:49.772	41.016	26.555	232.8	46:11.276
24	1	1:27.257	22.553	38.452	26.252	240.5	38:43.885	27	1	1:27.216	22.140	38.601	26.475	238.4	47:38.492
25	1	1:27.128	22.100	38.583	26.445	244.3	40:11.013	28	1	1:26.410	22.189	38.371	25.850	237.9	49:04.902
26	1	1:27.165	21.858	38.253	27.054	242.2	41:38.178	29	1	1:25.825	22.040	38.120	25.665	238.4	50:30.727
27	1	1:26.795	21.908	38.735	26.152	243.8	43:04.973	30	1	1:26.263	22.013	38.233	26.017	238.9	51:56.990
28	1	1:26.831	21.895	39.006	25.930	243.2	44:31.804	31	1	1:27.964	22.826	38.631	26.507	238.4	53:24.954
29	1	1:26.770	21.869	39.032	25.869	242.2	45:58.574	32	1	1:28.401	21.998	39.332	27.071	242.2	54:53.355
30	1	1:26.209	22.075	38.153	25.981	242.7	47:24.783	33	1	1:30.919 B	21.983	38.471	30.465	243.8	56:24.274
31	1	1:25.941	21.902	38.351	25.688	242.7	48:50.724	34	2	2:56.529	1:43.952	44.322	28.255	173.6	59:20.803
32	1	1:26.958	21.837	39.265	25.856	243.8	50:17.682	35	2	1:27.098	22.068	38.077	26.953	237.9	1:00:47.901
33	1	1:27.153	22.238	38.579	26.336	243.2	51:44.835	36	2	1:25.547	22.153	38.004	25.390	238.4	1:02:13.448
34	1	1:28.353	22.234	40.210	25.909	238.4	53:13.188	37	2	1:26.287	21.975	38.054	26.258	240.0	1:03:39.735
35	1	1:28.906	22.128	40.460	26.318	243.8	54:42.094	38	2	1:40.132	22.724	49.994	27.414	239.5	1:05:19.867
36	1	1:26.939	22.136	38.657	26.146	243.8	56:09.033	39	2	1:24.924	21.908	37.879	25.137	239.5	1:06:44.791
37	1	1:27.608	22.033	38.812	26.763	243.2	57:36.641	40	2	1:30.749	23.793	39.939	27.017	185.9	1:08:15.540
38	1	1:26.182	22.100	38.387	25.695	242.2	59:02.823	41	2	1:25.239	22.010	37.882	25.347	239.5	1:09:40.779
39	1	1:26.262	22.013	38.643	25.606	243.8	1:00:29.085	42	2	1:32.815 B	22.386	37.972	32.457	239.5	1:11:13.594
40	1	1:27.656	21.897	39.248	26.511	244.9	1:01:56.741	43	2	2:42.124	1:37.814	38.739	25.571	231.8	1:13:55.718
41	1	1:26.439	22.124	38.509	25.806	243.2	1:03:23.180	44	2	1:24.755	21.848	37.784	25.123	237.9	1:15:20.473
42	1	1:27.486	22.025	38.544	26.917	243.2	1:04:50.666	45	2	1:25.640	21.984	37.958	25.698	238.4	1:16:46.113
43	1	1:36.696 B	22.260	38.809	35.627	243.8	1:06:27.362	46	2	1:36.876	21.879	47.378	27.619	240.5	1:18:22.989
44	2	14:28.441	...	39.970	27.858	240.0	1:20:55.803	47	2	1:27.473	21.838	38.366	26.269	240.5	1:19:50.462
45	2	1:24.653	21.981	37.598	25.074	242.2	1:22:20.456	48	2	1:27.248	22.085	38.593	26.570	239.5	1:21:17.710
46	2	1:26.666	22.824	38.202	25.640	241.6	1:23:47.122	49	2	1:25.805	22.134	37.902	25.769	237.4	1:22:43.515
47	2	1:24.542	21.629	37.527	25.386	245.5	1:25:11.664	50	2	1:25.073	21.929	37.908	25.236	241.1	1:24:08.588
48	2	1:26.221	21.741	38.272	26.208	246.6	1:26:37.885	51	2	1:28.554	22.172	39.252	27.130	241.6	1:25:37.142
49	2	1:24.198	21.570	37.474	25.154	245.5	1:28:02.083	52	2	1:24.634	21.821	37.741	25.072	241.1	1:27:01.776
50	2	1:26.852	21.747	38.478	26.627	244.3	1:29:28.935	53	2	1:24.807	21.867	37.779	25.161	241.6	1:28:26.583
51	2	1:24.153	21.706	37.521	24.926	244.9	1:30:53.088	54	2	1:26.043	21.720	38.191	26.132	241.6	1:29:52.626
								55	2	1:40.042 B	22.667	40.328	37.047	212.2	1:31:32.668

36 Signatech Alpine		Alpine A450b - Nissan					
1.Paul-Loup CHATIN		3.Oliver WEBB	LMP2				
2.Nelson PANCIATICI							
1	3	1:38.774	31.582	40.800	26.392	224.1	1:38.774
2	3	1:26.930	22.387	38.622	25.921	236.3	3:05.704
3	3	1:27.883	21.945	39.867	26.071	240.5	4:33.587
4	3	1:28.126	22.343	38.369	27.414	239.5	6:01.713
5	3	1:27.026	21.940	38.761	26.325	241.1	7:28.739
6	3	1:27.455	22.082	38.882	26.491	240.0	8:56.194
7	3	1:26.431	22.157	38.536	25.738	239.5	10:22.625
8	3	1:27.011	22.045	39.126	25.840	238.4	11:49.636
9	3	1:25.670	22.033	37.993	25.644	238.4	13:15.306
10	3	1:28.086	22.149	38.174	27.763	238.9	14:43.392
11	3	1:35.216 B	22.357	39.451	33.408	239.5	16:18.608
12	3	4:42.904	3:36.403	39.732	26.769	233.8	21:01.512
13	3	1:27.232	22.843	38.334	26.055	237.4	22:28.744
14	3	1:26.517	22.127	38.548	25.842	243.2	23:55.261

38 Jota Sport		Zytek Z11SN - Nissan					
1.Simon DOLAN		3.Filipe ALBUQUERQUE	LMP2				
2.Harry TINCKNELL							
1	2	1:50.780	41.905	40.641	28.234	230.8	1:50.780
2	2	1:27.135	22.804	38.587	25.744	232.3	3:17.915
3	2	1:26.892	22.146	38.417	26.329	236.3	4:44.807
4	2	1:26.963	22.232	38.283	26.448	237.4	6:11.770
5	2	1:26.287	22.126	37.916	26.245	237.4	7:38.057
6	2	1:27.261	22.607	38.138	26.516	234.8	9:05.318
7	2	1:26.188	22.073	38.339	25.776	236.3	10:31.506
8	2	1:31.378 B	22.222	38.468	30.688	234.8	12:02.884
9	3	4:22.543	3:16.857	39.895	25.791	233.3	16:25.427
10	3	1:28.620	22.388	39.190	27.042	236.8	17:54.047
11	3	1:25.769	22.102	38.176	25.491	236.8	19:19.816
12	3	1:26.931	22.084	38.261	26.586	236.8	20:46.747
13	3	1:26.383	21.977	38.224	26.182	241.1	22:13.130



EUROPEAN LE MANS SERIES
4 HOURS OF RED BULL RING

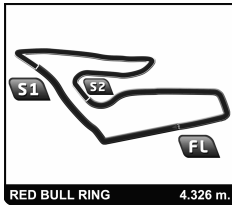
Free Practice 2

Sector Analysis

Lap	D	Time	Sector 1	Sector 2	Sector 3	T. Spd	Elapsed	Lap	D	Time	Sector 1	Sector 2	Sector 3	T. Spd	Elapsed
14	3	1:27.608	22.961	39.037	25.610	237.4	23:40.738	13	2	4:37.953	3:30.065	40.571	27.317	231.8	26:06.627
15	3	1:25.479	22.026	37.935	25.518	239.5	25:06.217	14	2	1:29.336	23.344	39.564	26.428	235.3	27:35.963
16	3	1:31.571 B	22.475	38.786	30.310	236.8	26:37.788	15	2	1:27.880	22.634	38.965	26.281	236.8	29:03.843
17	1	3:45.281	2:38.521	40.225	26.535	225.0	30:23.069	16	2	1:28.284	22.916	38.887	26.481	236.8	30:32.127
18	1	1:30.476	22.526	40.133	27.817	236.3	31:53.545	17	2	1:28.074	22.622	39.078	26.374	236.8	32:00.201
19	1	1:29.342	22.263	39.230	27.849	236.3	33:22.887	18	2	1:27.793	22.497	39.051	26.245	237.4	33:27.994
20	1	1:27.762	22.426	39.220	26.116	237.9	34:50.649	19	2	1:30.655	22.621	39.659	28.375	237.9	34:58.649
21	1	1:27.129	22.325	38.637	26.167	235.3	36:17.778	20	2	1:29.370	22.648	39.027	27.695	236.8	36:28.019
22	1	1:28.884	22.279	38.927	27.678	236.3	37:46.662	21	2	1:28.811	22.677	38.864	27.270	236.8	37:56.830
23	1	1:28.090	22.261	39.008	26.821	234.8	39:14.752	22	2	1:28.074	22.977	38.856	26.241	235.3	39:24.904
24	1	1:34.763 B	22.927	38.656	33.180	234.8	40:49.515	23	2	1:29.664	22.445	38.777	28.442	236.8	40:54.568
25	1	2:54.511	1:47.207	39.822	27.482	218.2	43:44.026	24	2	1:27.895	22.564	38.965	26.366	239.5	42:22.463
26	1	1:29.275	22.475	39.550	27.250	236.3	45:13.301	25	2	1:28.493	22.852	39.649	25.992	235.8	43:50.956
27	1	1:27.924	22.267	38.394	27.263	237.9	46:41.225	26	2	1:27.588	22.310	38.464	26.814	237.9	45:18.544
28	1	1:28.444	22.370	39.067	27.007	237.4	48:09.669	27	2	1:27.417	22.352	39.208	25.857	238.4	46:45.961
29	1	1:28.105	22.557	38.895	26.653	237.9	49:37.774	28	2	1:27.107	22.229	38.855	26.023	237.9	48:13.068
30	1	1:35.649 B	22.840	39.028	33.781	236.3	51:13.423	29	2	1:28.646	22.531	38.824	27.291	238.9	49:41.714
31	2	2:50.286	1:44.975	39.006	26.305	232.8	54:03.709	30	2	1:28.708	22.521	38.988	27.199	236.3	51:10.422
32	2	1:27.119	22.207	38.309	26.603	237.4	55:30.828	31	2	1:27.761	22.452	39.134	26.175	237.4	52:38.183
33	2	1:25.270	22.178	37.914	25.178	236.8	56:56.098	32	2	1:27.499	22.525	38.722	26.252	237.4	54:05.682
34	2	1:26.446	22.087	38.180	26.179	237.9	58:22.544	33	2	1:35.645 B	22.242	38.321	35.082	239.5	55:41.327
35	2	1:27.310	22.356	38.353	26.601	239.5	59:49.854	34	3	3:28.198	2:19.068	41.475	27.655	225.9	59:09.525
36	2	1:29.414	22.074	38.730	28.610	237.9	1:01:19.268	35	3	1:31.221	23.199	40.693	27.329	235.3	1:00:40.746
37	2	1:25.779	22.054	38.108	25.617	237.9	1:02:45.047	36	3	1:29.638	23.004	39.774	26.860	236.3	1:02:10.384
38	2	1:25.706	22.521	37.943	25.242	237.9	1:04:10.753	37	3	1:29.117	22.930	39.364	26.823	236.3	1:03:39.501
39	2	1:26.601	21.859	38.224	26.518	238.9	1:05:37.354	38	3	1:28.967	22.742	39.487	26.738	236.3	1:05:08.468
40	2	1:27.182	21.803	38.510	26.869	240.0	1:07:04.536	39	3	1:28.412	22.765	38.851	26.796	236.8	1:06:36.880
41	2	1:24.555	22.027	37.529	24.999	238.4	1:08:29.091	40	3	1:28.762	22.842	39.168	26.752	237.9	1:08:05.642
42	2	1:25.501	21.914	37.634	25.953	239.5	1:09:54.592	41	3	1:28.497	22.876	38.871	26.750	236.8	1:09:34.139
43	2	1:33.319 B	22.414	39.965	30.940	240.5	1:11:27.911	42	3	1:30.201	22.611	39.887	27.703	235.3	1:11:04.340
44	3	3:27.372	2:20.763	40.142	26.467	233.8	1:14:55.283	43	3	1:30.901	23.037	39.343	28.521	237.9	1:12:35.241
45	3	1:28.951	22.620	40.021	26.310	237.9	1:16:24.234	44	3	1:31.406	22.723	41.353	27.330	227.4	1:14:06.647
46	3	1:26.827	21.890	38.877	26.060	241.1	1:17:51.061	45	3	1:28.419	22.676	39.019	26.724	236.8	1:15:35.066
47	3	1:25.651	22.005	38.196	25.450	239.5	1:19:16.712	46	3	1:33.553	22.640	42.598	28.315	237.9	1:17:08.619
48	3	1:27.988	22.013	38.277	27.698	240.0	1:20:44.700	47	3	1:28.280	22.453	39.047	26.780	238.4	1:18:36.899
49	3	1:25.242	22.100	37.998	25.144	238.9	1:22:09.942	48	3	1:37.164 B	22.705	39.087	35.372	237.9	1:20:14.063
50	3	1:26.681	21.916	38.338	26.427	240.5	1:23:36.623	49	1	2:45.312	1:38.065	40.493	26.754	230.8	1:22:59.375
51	3	1:26.176	22.077	38.491	25.608	241.6	1:25:02.799	50	1	1:26.308	22.104	37.965	26.239	238.9	1:24:25.683
52	3	1:28.260	21.743	38.932	27.585	242.7	1:26:31.059	51	1	1:25.847	22.152	38.143	25.552	239.5	1:25:51.530
53	3	1:25.597	21.920	37.647	26.030	239.5	1:27:56.656	52	1	1:25.281	22.179	37.731	25.371	238.4	1:27:16.811
54	3	1:27.307	21.818	38.499	26.990	240.5	1:29:23.963	53	1	1:26.712	22.083	38.117	26.512	238.9	1:28:43.523
55	3	1:25.841	21.815	37.939	26.087	240.0	1:30:49.804	54	1	1:26.348	22.122	38.516	25.710	238.9	1:30:09.871

41	Greaves Motorsport		Zytek Z11SN - Nissan				
	1. Tom KIMBER-SMITH	3. Mark PATTERSON	LMP2				
1	1	1:45.421	36.666	41.650	27.105	199.3	1:45.421
2	1	1:27.319	22.723	38.463	26.133	232.8	3:12.740
3	1	1:29.933	22.457	38.894	28.582	234.8	4:42.673
4	1	1:27.793	22.376	38.166	27.251	236.8	6:10.466
5	1	1:26.392	22.385	37.956	26.051	236.3	7:36.858
6	1	1:29.751	24.032	39.330	26.389	210.5	9:06.609
7	1	1:26.100	22.143	38.140	25.817	236.8	10:32.709
8	1	1:31.886 B	22.163	38.367	31.356	237.9	12:04.595
9	1	4:58.887	3:50.030	38.919	29.938	230.8	17:03.482
10	1	1:27.137	22.418	38.263	26.456	235.3	18:30.619
11	1	1:25.855	22.367	37.856	25.632	234.8	19:56.474
12	1	1:32.200 B	22.038	39.052	31.110	236.3	21:28.674

43	Newblood by Morand Racing		Morgan - Judd				
	1. Christian KLIEN	3. Pierre RAGUES	LMP2				
1	3	2:53.186	1:44.550	41.097	27.539	228.8	2:53.186
2	3	1:27.375	22.228	38.913	26.234	242.2	4:20.561
3	3	1:28.161	21.869	39.607	26.685	246.0	5:48.722
4	3	1:26.477	21.906	38.229	26.342	243.2	7:15.199
5	3	1:25.543	21.739	38.094	25.710	244.3	8:40.742
6	3	1:31.159 B	21.815	38.132	31.212	244.9	10:11.901
7	3	3:11.439	2:06.247	39.306	25.886	240.5	13:23.340
8	3	1:26.213	22.023	37.892	26.298	242.7	14:49.553
9	3	1:26.767	21.858	38.067	26.842	245.5	16:16.320
10	3	1:25.556	21.768	37.806	25.982	244.9	17:41.876
11	3	1:25.365	21.728	37.987	25.650	245.5	19:07.241
12	3	1:31.160 B	21.757	38.115	31.288	243.8	20:38.401



EUROPEAN LE MANS SERIES
4 HOURS OF RED BULL RING

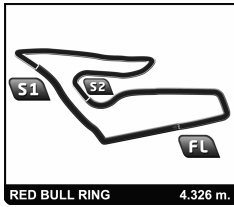
Free Practice 2

Sector Analysis

								■ Personal Best ■ Session Best ■ Crossing the finish line in pit lane							
Lap	D	Time	Sector 1	Sector 2	Sector 3	T. Spd	Elapsed	Lap	D	Time	Sector 1	Sector 2	Sector 3	T. Spd	Elapsed
13	1	3:07.026	1:59.202	40.119	27.705	238.4	23:45.427	21	2	1:28.577	22.205	39.217	27.155	240.5	37:12.137
14	1	1:25.959	21.987	38.242	25.730	246.6	25:11.386	22	2	1:26.779	22.180	38.292	26.307	240.0	38:38.916
15	1	1:35.149	22.829	40.848	31.472	198.5	26:46.535	23	2	1:26.260	22.578	38.124	25.558	239.5	40:05.176
16	1	4:54.571	3:38.698	49.062	26.811	221.8	31:41.106	24	2	1:32.812	22.082	39.086	31.644	242.2	41:37.988
17	1	1:25.804	21.807	37.733	26.264	245.5	33:06.910	25	3	3:10.952	2:03.696	40.448	26.808	235.8	44:48.940
18	1	1:25.179	21.623	37.476	26.080	243.2	34:32.089	26	3	1:27.786	22.071	38.529	27.186	241.1	46:16.726
19	1	1:24.892	21.555	37.976	25.361	244.3	35:56.981	27	3	1:27.219	22.681	38.962	25.576	241.1	47:43.945
20	1	1:24.814	21.555	37.739	25.520	243.8	37:21.795	28	3	1:26.047	21.905	38.108	26.034	241.1	49:09.992
21	1	1:35.463	22.977	39.622	32.864	243.8	38:57.258	29	3	1:25.089	21.879	37.923	25.287	241.6	50:35.081
22	1	3:56.140	2:50.752	39.344	26.044	231.3	42:53.398	30	3	1:26.403	21.868	38.069	26.466	238.9	52:01.484
23	1	1:26.272	21.931	38.586	25.755	244.9	44:19.670	31	3	1:26.302	22.098	38.477	25.727	242.2	53:27.786
24	1	1:25.999	22.472	38.088	25.439	243.2	45:45.669	32	3	1:28.503	22.350	38.814	27.339	241.1	54:56.289
25	1	1:30.436	21.852	37.669	30.915	245.5	47:16.105	33	3	1:28.430	22.394	39.100	26.936	242.2	56:24.719
26	2	3:04.524	1:57.609	40.113	26.802	226.9	50:20.629	34	3	1:35.792	22.133	39.239	34.420	241.1	58:00.511
27	2	1:28.585	21.791	39.596	27.198	245.5	51:49.214	35	3	6:51.012	5:45.735	39.726	25.551	237.9	1:04:51.523
28	2	1:28.546	21.889	39.498	27.159	247.1	53:17.760	36	3	1:26.441	22.274	38.310	25.857	241.1	1:06:17.964
29	2	1:26.772	21.684	39.273	25.815	244.9	54:44.532	37	3	1:29.066	22.115	39.078	27.873	242.2	1:07:47.030
30	2	1:28.263	22.013	39.970	26.280	247.7	56:12.795	38	3	1:28.355	21.896	38.967	27.492	241.1	1:09:15.385
31	2	1:25.532	21.710	38.121	25.701	247.7	57:38.327	39	3	1:25.473	22.244	38.059	25.170	241.6	1:10:40.858
32	2	1:36.148	22.677	41.142	32.329	240.5	59:14.475	40	3	1:26.872	21.756	37.722	27.394	242.2	1:12:07.730
33	2	3:58.782	2:52.181	40.173	26.428	240.5	1:03:13.257	41	3	1:24.209	21.696	37.521	24.992	241.6	1:13:31.939
34	2	1:29.228	21.815	40.903	26.510	248.3	1:04:42.485	42	3	1:55.225	25.030	50.750	39.445	174.8	1:15:27.164
35	2	1:26.357	21.879	38.720	25.758	246.0	1:06:08.842	43	1	5:01.708	3:56.725	38.695	26.288	237.4	1:20:28.872
36	2	1:25.769	21.872	38.321	25.576	248.3	1:07:34.611	44	1	1:26.687	22.370	38.211	26.106	240.0	1:21:55.559
37	2	1:28.667	21.791	39.069	27.807	246.6	1:09:03.278	45	1	1:26.287	22.288	37.704	26.295	239.5	1:23:21.846
38	2	1:26.194	21.826	38.421	25.947	247.1	1:10:29.472	46	1	1:25.311	22.109	37.562	25.640	241.1	1:24:47.157
39	2	1:26.890	22.096	39.148	25.646	247.7	1:11:56.362	47	1	1:26.870	22.101	37.725	27.044	241.1	1:26:14.027
40	2	1:32.684	21.733	38.853	32.098	247.1	1:13:29.046	48	1	1:27.164	21.971	37.764	27.429	240.5	1:27:41.191
41	1	8:14.373	7:05.157	43.328	25.888	148.4	1:21:43.419	49	1	1:27.154	22.197	38.457	26.500	240.5	1:29:08.345
42	1	1:36.292	21.632	43.558	31.102	246.0	1:23:19.711	50	1	1:36.850	22.203	38.317	36.330	238.9	1:30:45.195
43	1	1:24.145	21.598	37.466	25.081	245.5	1:24:43.856								
44	1	1:39.467	25.709	47.073	26.685	148.6	1:26:23.323								
45	1	1:32.859	21.578	39.181	32.100	246.6	1:27:56.182								
46	1	1:30.388	21.598	38.651	30.139	246.6	1:29:26.570								

46 Thiriet by TDS Racing		Ligier JS P2 - Nissan					
1. Pierre THIRIET	3. Tristan GOMMENDY	LMP2					
2. Ludovic BADEY							
1	1	1:54.268	46.062	40.822	27.384	213.4	1:54.268
2	1	1:30.239	23.837	38.782	27.620	234.3	3:24.507
3	1	1:26.781	22.597	38.586	25.598	236.8	4:51.288
4	1	1:28.019	22.160	38.776	27.083	239.5	6:19.307
5	1	1:25.671	22.248	37.880	25.543	237.9	7:44.978
6	1	1:26.417	22.293	37.852	26.272	239.5	9:11.395
7	1	1:26.477	22.686	38.024	25.767	238.4	10:37.872
8	1	1:34.587	22.619	38.372	33.596	236.8	12:12.459
9	2	3:31.486	2:24.276	39.694	27.516	235.8	15:43.945
10	2	1:30.036	22.934	39.559	27.543	238.4	17:13.981
11	2	1:27.180	22.974	38.295	25.911	235.8	18:41.161
12	2	1:27.531	22.343	38.694	26.494	238.4	20:08.692
13	2	1:29.543	23.172	39.444	26.927	236.8	21:38.235
14	2	1:26.003	22.347	37.978	25.678	238.4	23:04.238
15	2	1:26.689	22.136	38.159	26.394	238.4	24:30.927
16	2	1:33.923	22.298	39.022	32.603	239.5	26:04.850
17	2	5:19.453	4:11.887	39.399	28.167	219.1	31:24.303
18	2	1:26.467	22.437	38.152	25.878	240.0	32:50.770
19	2	1:27.282	22.733	38.531	26.018	240.0	34:18.052
20	2	1:25.508	22.043	37.876	25.589	238.9	35:43.560

54 AF Corse		Ferrari F458 Italia					
1. Piergiuseppe PERAZZINI	3. Michael LYONS	LMGT2					
2. Marco CIOCI							
1	3	1:50.626	37.623	43.266	29.737	207.7	1:50.626
2	3	1:33.702	23.564	41.247	28.891	234.3	3:24.328
3	3	1:32.708	23.256	40.934	28.518	237.9	4:57.036
4	3	1:32.717	23.243	40.757	28.717	238.9	6:29.753
5	3	1:32.216	23.117	40.836	28.263	237.9	8:01.969
6	3	1:31.906	23.032	40.700	28.174	240.0	9:33.875
7	3	1:31.768	23.057	40.558	28.153	238.4	11:05.643
8	3	1:32.064	23.151	40.667	28.246	238.4	12:37.707
9	3	1:32.116	23.082	40.616	28.418	238.4	14:09.823
10	3	1:31.757	23.010	40.555	28.192	239.5	15:41.580
11	3	1:32.293	22.975	41.121	28.197	239.5	17:13.873
12	3	1:32.375	23.283	40.682	28.410	233.8	18:46.248
13	3	1:31.612	22.974	40.540	28.098	238.9	20:17.860
14	3	1:37.388	22.929	40.785	33.674	239.5	21:55.248
15	1	2:51.328	1:39.691	41.975	29.662	227.8	24:46.576
16	1	1:33.465	23.502	41.188	28.775	236.3	26:20.041
17	1	1:33.265	23.407	41.065	28.793	235.8	27:53.306
18	1	1:33.258	23.093	41.024	29.141	237.9	29:26.564
19	1	1:32.934	23.245	40.744	28.945	236.8	30:59.498
20	1	1:32.489	23.209	40.824	28.456	237.9	32:31.987
21	1	1:32.409	23.116	40.869	28.424	237.4	34:04.396
22	1	1:32.572	23.026	40.990	28.556	237.9	35:36.968
23	1	1:35.803	23.843	42.566	29.394	236.3	37:12.771
24	1	1:32.857	23.139	40.912	28.806	237.4	38:45.628



EUROPEAN LE MANS SERIES 4 HOURS OF RED BULL RING

Free Practice 2

Sector Analysis

Lap	D	Time	Sector 1	Sector 2	Sector 3	T. Spd	Elapsed	Lap	D	Time	Sector 1	Sector 2	Sector 3	T. Spd	Elapsed
25	1	1:32.969	23.187	40.966	28.816	237.9	40:18.597	30	3	1:30.349	22.722	39.917	27.710	238.4	53:00.065
26	1	1:32.794	23.018	41.246	28.530	238.9	41:51.391	31	3	1:30.830	22.818	39.958	28.054	240.5	54:30.895
27	1	1:39.570	23.140	40.933	35.497	239.5	43:30.961	32	3	1:37.604	23.068	40.042	34.494	240.0	56:08.499
28	2	5:07.860	3:53.356	41.544	32.960	222.7	48:38.821	33	1	3:57.469	2:44.361	43.970	29.138	233.3	1:00:05.968
29	2	1:32.385	23.083	40.979	28.323	240.0	50:11.206	34	1	1:33.082	23.251	41.172	28.659	238.4	1:01:39.050
30	2	1:32.130	23.185	40.695	28.250	238.4	51:43.336	35	1	1:32.991	23.559	40.747	28.685	238.4	1:03:12.041
31	2	1:39.833	23.398	42.249	34.186	236.8	53:23.169	36	1	1:33.425	22.990	41.937	28.498	239.5	1:04:45.466
32	2	3:03.993	1:52.792	41.228	29.973	229.8	56:27.162	37	1	1:32.370	22.979	40.783	28.608	238.9	1:06:17.836
33	2	1:31.737	23.093	40.612	28.032	238.4	57:58.899	38	1	1:33.359	23.638	40.973	28.748	237.4	1:07:51.195
34	2	1:38.690	22.916	40.816	34.958	240.0	59:37.589	39	1	1:33.063	23.909	40.728	28.426	238.4	1:09:24.258
35	2	2:48.057	1:38.795	41.127	28.135	233.8	1:02:25.646	40	1	1:32.213	23.203	40.722	28.288	238.9	1:10:56.471
36	2	1:31.391	23.250	40.362	27.779	237.4	1:03:57.037	41	1	1:32.258	23.101	40.623	28.534	239.5	1:12:28.729
37	2	1:31.476	22.876	40.335	28.265	238.9	1:05:28.513	42	1	1:41.082	23.600	41.677	35.805	225.0	1:14:09.811
38	2	1:43.383	23.295	44.269	35.819	237.9	1:07:11.896	43	1	3:19.555	2:07.126	42.515	29.914	226.4	1:17:29.366
39	2	7:00.136	5:44.667	47.131	28.338	222.7	1:14:12.032	44	1	1:32.322	23.203	40.745	28.374	239.5	1:19:01.688
40	2	1:30.903	22.972	40.271	27.660	238.4	1:15:42.935	45	1	1:31.978	23.015	40.667	28.296	241.1	1:20:33.666
41	2	1:31.208	22.968	40.444	27.796	238.4	1:17:14.143	46	1	1:31.895	23.107	40.628	28.160	240.0	1:22:05.561
42	2	1:31.105	22.916	40.343	27.846	238.9	1:18:45.248	47	1	1:31.757	22.963	40.378	28.416	240.5	1:23:37.318
43	2	1:30.883	22.751	40.400	27.732	239.5	1:20:16.131	48	1	1:32.511	23.939	40.287	28.285	239.5	1:25:09.829
44	2	1:38.918	22.787	40.537	35.594	240.0	1:21:55.049	49	1	1:32.369	23.057	40.988	28.324	240.0	1:26:42.198
45	1	2:38.333	1:26.769	42.284	29.280	218.6	1:24:33.382	50	1	1:31.533	22.856	40.398	28.279	240.0	1:28:13.731
46	1	1:34.594	23.446	41.987	29.161	238.9	1:26:07.976	51	1	1:34.477	23.332	42.610	28.535	237.4	1:29:48.208
47	1	1:33.330	23.367	40.957	29.006	238.4	1:27:41.306	52	1	1:31.779	23.027	40.422	28.330	241.6	1:31:19.987
48	1	1:33.465	23.379	41.153	28.933	238.9	1:29:14.771								
49	1	1:32.522	23.241	40.591	28.690	237.9	1:30:47.293								

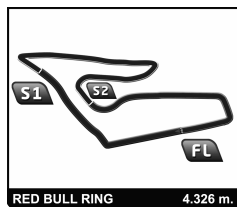
■ Personal Best ■ Session Best B Crossing the finish line in pit lane

55 **AF Corse** Ferrari F458 Italia LMGTE
 1. Duncan CAMERON 3. Michele RUGOLO
 2. Matt GRIFFIN

1	1	2:34.496	1:09.908	50.701	33.887	153.6	2:34.496
2	1	1:39.860	25.534	43.811	30.515	212.6	4:14.356
3	1	1:52.811	26.326	50.907	35.578	188.5	6:07.167
4	1	1:36.862	23.771	44.067	29.024	234.8	7:44.029
5	1	1:34.226	23.631	41.553	29.042	238.4	9:18.255
6	1	1:33.668	23.505	41.364	28.799	236.8	10:51.923
7	1	1:34.613	23.337	41.142	30.134	236.3	12:26.536
8	1	1:33.417	23.327	41.316	28.774	237.9	13:59.953
9	1	1:32.692	23.326	40.859	28.507	236.8	15:32.645
10	1	1:40.956	24.418	41.380	35.158	232.8	17:13.601
11	2	3:00.320	1:47.911	42.142	30.267	231.8	20:13.921
12	2	1:31.932	23.047	40.635	28.250	236.3	21:45.853
13	2	1:32.428	23.131	40.418	28.879	239.5	23:18.281
14	2	1:31.372	23.023	40.395	27.954	238.9	24:49.653
15	2	1:31.029	22.862	40.171	27.996	240.0	26:20.682
16	2	1:42.868	23.325	43.100	36.443	167.7	28:03.550
17	2	3:01.537	1:49.922	42.233	29.382	213.4	31:05.087
18	2	1:30.236	22.756	39.893	27.587	237.9	32:35.323
19	2	1:30.307	22.810	39.936	27.561	238.9	34:05.630
20	2	1:37.240	22.891	44.634	29.715	201.5	35:42.870
21	2	1:38.623	22.860	42.332	33.431	237.4	37:21.493
22	2	1:42.623	23.321	41.972	37.330	228.3	39:04.116
23	3	3:11.475	1:54.987	47.685	28.803	204.2	42:15.591
24	3	1:31.704	23.030	40.773	27.901	239.5	43:47.295
25	3	1:32.383	23.035	40.544	28.804	238.4	45:19.678
26	3	1:30.952	22.793	40.353	27.806	240.0	46:50.630
27	3	1:32.347	22.823	41.057	28.467	238.4	48:22.977
28	3	1:31.987	22.703	39.873	29.411	240.0	49:54.964
29	3	1:34.752	22.842	42.030	29.880	237.9	51:29.716

56 **AT Racing** Ferrari F458 Italia LMGTE
 1. Alexander TALKANITSA JR 3. Pierre KAFFER
 2. Alexander TALKANITSA

1	2	1:53.522	34.079	46.185	33.258	176.5	1:53.522
2	2	1:40.526	25.623	44.906	29.997	198.5	3:34.048
3	2	1:32.987	23.486	41.327	28.174	228.8	5:07.035
4	2	1:34.274	23.230	42.504	28.540	205.7	6:41.309
5	2	1:31.525	22.904	40.447	28.174	237.4	8:12.834
6	2	1:32.868	23.305	41.429	28.134	215.6	9:45.702
7	2	1:32.047	23.043	40.703	28.301	237.9	11:17.749
8	2	1:37.818	22.932	42.991	31.895	237.9	12:55.567
9	2	1:31.705	23.072	40.482	28.151	238.9	14:27.272
10	2	1:31.228	22.934	40.348	27.946	238.9	15:58.500
11	2	1:31.150	22.842	40.427	27.881	239.5	17:29.650
12	2	1:31.502	22.778	40.490	28.234	241.1	19:01.152
13	2	1:36.154	23.491	40.316	32.347	238.4	20:37.306
14	2	2:57.534	1:46.687	41.362	29.485	232.8	23:34.840
15	2	1:31.301	22.963	40.333	28.005	241.1	25:06.141
16	2	1:31.493	23.002	40.303	28.188	240.5	26:37.634
17	2	1:31.158	22.859	40.306	27.993	238.9	28:08.792
18	2	1:39.173	22.851	44.406	31.916	238.9	29:47.965
19	2	1:31.086	22.978	40.187	27.921	238.9	31:19.051
20	2	1:31.182	22.887	40.160	28.135	240.0	32:50.233
21	2	1:39.481	25.169	40.987	33.325	234.8	34:29.714
22	1	3:54.485	2:44.187	41.725	28.573	227.4	38:24.199
23	1	1:33.635	23.395	41.575	28.665	237.9	39:57.834
24	1	1:32.872	23.214	40.611	29.047	237.9	41:30.706
25	1	1:32.645	23.674	40.616	28.355	237.9	43:03.351
26	1	1:32.739	22.989	40.833	28.917	238.4	44:36.090
27	1	1:31.649	23.047	40.282	28.320	238.4	46:07.739
28	1	1:32.096	23.072	40.507	28.517	238.4	47:39.835
29	1	1:31.747	23.152	40.273	28.322	238.9	49:11.582
30	1	1:31.809	22.990	40.363	28.456	237.9	50:43.391
31	1	1:31.851	23.497	40.469	27.885	236.3	52:15.242

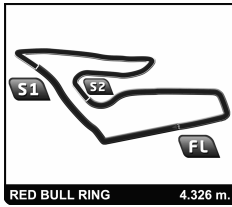


EUROPEAN LE MANS SERIES
4 HOURS OF RED BULL RING

Free Practice 2

Sector Analysis

Lap	D	Time	Sector 1	Sector 2	Sector 3	T. Spd	Elapsed	Lap	D	Time	Sector 1	Sector 2	Sector 3	T. Spd	Elapsed
32	1	1:31.153	22.951	40.221	27.981	238.9	53:46.395	33	3	1:32.119	23.033	40.671	28.415	237.9	1:08:07.915
33	1	1:31.861	22.924	40.825	28.112	238.4	55:18.256	34	3	1:32.153	23.005	40.463	28.685	238.4	1:09:40.068
34	1	1:31.232	22.879	40.324	28.029	239.5	56:49.488	35	3	1:40.618 B	23.055	41.726	35.837	214.7	1:11:20.686
35	1	1:33.122	22.921	40.659	29.542	236.8	58:22.610	36	2	3:34.546	2:15.038	50.591	28.917	212.6	1:14:55.232
36	1	1:32.560	23.622	40.543	28.395	233.3	59:55.170	37	2	1:33.252	23.376	41.196	28.680	238.9	1:16:28.484
37	1	1:31.351	23.021	40.287	28.043	240.0	1:01:26.521	38	2	1:37.634	23.320	41.512	32.802	236.8	1:18:06.118
38	1	1:38.409 B	23.090	40.378	34.941	237.9	1:03:04.930	39	2	1:32.915	23.283	40.967	28.665	238.9	1:19:39.033
39	3	4:47.865	3:35.446	43.700	28.719	187.2	1:07:52.795	40	2	1:37.669	23.346	43.634	30.689	237.9	1:21:16.702
40	3	1:32.503	23.239	41.087	28.177	235.3	1:09:25.298	41	2	1:32.617	23.220	40.914	28.483	236.8	1:22:49.319
41	3	1:34.749	22.762	43.817	28.170	241.6	1:11:00.047	42	2	1:41.096 B	23.246	42.587	35.263	236.8	1:24:30.415
42	3	1:31.977	23.363	40.451	28.163	229.3	1:12:32.024	43	2	5:42.827	4:32.340	41.649	28.838	229.8	1:30:13.242
43	3	1:31.179	22.763	40.432	27.984	243.2	1:14:03.203	58 Team Sofrey-ASP 1.Fabien BARTHEZ 2.Anthony PONS 3.Soheil AYARI Ferrari F458 Italia LMGTE							
44	3	1:31.163	22.861	40.429	27.873	240.0	1:15:34.366	1	1	2:31.140	1:02.687	54.560	33.893	138.8	2:31.140
45	3	1:30.859	22.779	40.276	27.804	242.2	1:17:05.225	2	1	1:42.575	26.022	45.454	31.099	170.6	4:13.715
46	3	1:36.984 B	22.777	40.489	33.718	241.6	1:18:42.209	3	1	1:45.137	25.787	48.070	31.280	181.8	5:58.852
47	3	2:40.059	1:25.012	43.498	31.549	218.2	1:21:22.268	4	1	1:37.690	24.991	42.504	30.195	188.2	7:36.542
48	3	1:30.629	22.791	40.159	27.679	241.6	1:22:52.897	5	1	1:36.338	24.931	42.468	28.939	213.4	9:12.880
49	3	1:31.121	22.809	40.393	27.919	241.6	1:24:24.018	6	1	1:33.470	23.581	41.326	28.563	235.3	10:46.350
50	3	1:30.325	22.682	40.158	27.485	242.7	1:25:54.343	7	1	1:32.917	23.515	40.834	28.568	234.3	12:19.267
51	3	1:32.749	22.688	39.930	30.131	242.2	1:27:27.092	8	1	1:32.378	23.390	40.676	28.312	234.8	13:51.645
52	3	1:30.782	23.164	39.959	27.659	243.2	1:28:57.874	9	1	1:32.951	23.292	40.929	28.730	233.3	15:24.596
53	3	1:30.786	22.735	39.957	28.094	242.2	1:30:28.660	10	1	1:41.464 B	23.382	41.455	36.627	235.8	17:06.060
57 SMP Racing 1.Boris ROTENBERG 2.Mika SALO 3.Maurizio MEDIANI Ferrari F458 Italia GT3 GTC								11	1	4:18.385	3:06.661	42.471	29.253	218.6	21:24.445
1	1	4:46.245	3:25.274	47.541	33.430	190.1	4:46.245	12	1	1:35.350	23.838	42.689	28.823	220.9	22:59.795
2	1	1:43.971	24.548	46.518	32.905	227.4	6:30.216	13	1	1:33.931	23.422	41.145	29.364	235.8	24:33.726
3	1	1:39.869	24.429	43.682	31.758	221.8	8:10.085	14	1	1:32.898	23.236	41.327	28.335	235.8	26:06.624
4	1	1:41.967	25.938	44.777	31.252	212.6	9:52.052	15	1	1:33.961	23.849	41.514	28.598	234.3	27:40.585
5	1	1:41.133	24.451	45.088	31.594	233.8	11:33.185	16	1	1:47.568	23.241	55.364	28.963	235.3	29:28.153
6	1	1:40.022	24.899	43.773	31.350	235.3	13:13.207	17	1	1:48.396 B	23.326	45.345	39.725	236.6	31:16.549
7	1	1:40.343	24.690	43.966	31.687	212.6	14:53.550	18	1	5:52.742	4:41.416	42.411	28.915	210.5	37:09.291
8	1	1:39.200	24.092	44.327	30.781	234.8	16:32.750	19	1	1:33.382	23.561	41.360	28.461	231.3	38:42.673
9	1	1:38.871	24.240	43.302	31.329	234.8	18:11.621	20	1	1:43.157 B	23.263	41.524	38.370	224.5	40:25.830
10	1	1:38.539	24.132	43.389	31.018	235.8	19:50.160	21	2	5:59.410	4:45.995	44.343	29.072	206.1	46:25.240
11	1	1:38.241	24.124	43.654	30.463	235.3	21:28.401	22	2	1:33.830	23.872	41.197	28.761	232.3	47:59.070
12	1	1:46.230 B	24.014	43.907	38.309	236.3	23:14.631	23	2	1:35.295	23.562	42.384	29.349	233.8	49:34.365
13	1	5:09.812	3:55.206	44.019	30.587	230.3	28:24.443	24	2	1:34.311	23.332	41.491	29.488	234.8	51:08.676
14	1	1:38.522	25.651	42.424	30.447	235.8	30:02.965	25	2	1:33.369	23.531	41.292	28.546	233.3	52:42.045
15	1	1:38.127	23.560	43.413	31.154	235.3	31:41.092	26	2	1:32.317	23.343	40.643	28.331	235.3	54:14.362
16	1	1:38.325	24.139	43.207	30.979	236.8	33:19.417	27	2	1:45.451 B	23.221	45.563	36.667	229.8	55:59.813
17	1	1:39.519	24.187	44.325	31.007	236.8	34:58.936	28	2	3:27.021	2:16.160	41.948	28.913	226.9	59:26.834
18	1	1:37.407	23.786	42.619	31.002	237.9	36:36.343	29	2	1:32.414	23.341	40.753	28.320	234.8	1:00:59.248
19	1	1:38.873	24.821	43.328	30.724	229.8	38:15.216	30	2	1:33.886	23.200	41.382	29.304	236.8	1:02:33.134
20	1	1:37.083	23.947	42.484	30.652	233.8	39:52.299	31	2	1:32.618	23.573	40.636	28.409	235.3	1:04:05.752
21	1	1:38.107	23.882	43.623	30.602	233.8	41:30.406	32	2	1:33.318	23.190	41.523	28.605	236.3	1:05:39.070
22	1	1:47.410 B	25.086	45.242	37.082	233.8	43:17.816	33	2	1:32.716	23.088	40.989	28.639	237.4	1:07:11.786
23	3	3:48.476	2:31.153	47.312	30.011	225.9	47:06.292	34	2	1:40.657 B	23.057	41.056	36.544	237.9	1:08:52.443
24	3	1:33.538	23.419	41.079	29.040	235.3	48:39.830	35	3	2:51.824	1:41.247	42.132	28.445	224.5	1:11:44.267
25	3	1:32.789	23.258	40.870	28.661	238.4	50:12.619	36	3	1:31.579	23.215	40.361	28.003	237.9	1:13:15.846
26	3	1:32.126	22.971	40.718	28.437	237.4	51:44.745	37	3	1:32.598	23.003	41.229	28.366	238.9	1:14:48.444
27	3	1:35.175	23.302	42.186	29.687	233.3	53:19.920	38	3	1:32.433	22.791	40.969	28.673	237.4	1:16:20.877
28	3	1:32.236	23.023	40.680	28.533	237.9	54:52.156	39	3	1:39.512 B	22.915	40.690	35.907	238.9	1:18:00.389
29	3	1:40.906 B	23.078	41.092	36.736	237.4	56:33.062	40	3	5:27.445	4:18.411	40.722	28.312	234.8	1:23:27.834
30	3	6:58.274	5:46.754	42.385	29.135	189.5	1:03:31.336	41	3	1:31.394	22.939	40.065	28.390	237.9	1:24:59.228
31	3	1:32.297	23.022	40.638	28.637	237.9	1:05:03.633	42	3	1:31.908	22.943	40.676	28.289	238.9	1:26:31.136
32	3	1:32.163	22.988	40.800	28.375	239.5	1:06:35.796	43	3	1:31.072	22.965	40.106	28.001	237.9	1:28:02.208

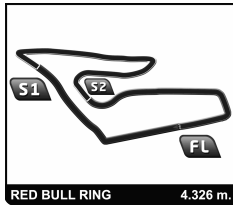


EUROPEAN LE MANS SERIES 4 HOURS OF RED BULL RING

Free Practice 2

Sector Analysis

Personal Best							Session Best							B Crossing the finish line in pit lane									
Lap	D	Time	Sector 1	Sector 2	Sector 3	T. Spd	Elapsed	Lap	D	Time	Sector 1	Sector 2	Sector 3	T. Spd	Elapsed	Lap	D	Time	Sector 1	Sector 2	Sector 3	T. Spd	Elapsed
44	3	1:30.734	22.837	40.026	27.871	238.9	1:29:32.942	2	2	1:39.092	25.126	44.273	29.693	196.0	14:06.243	3	2	1:34.760	23.718	42.145	28.897	225.0	15:41.003
45	3	1:30.750	22.786	39.984	27.980	239.5	1:31:03.692	4	2	1:35.517	23.317	43.480	28.720	228.8	17:16.520	5	2	1:32.670	23.161	40.973	28.536	236.3	18:49.190
59 Team Sofrev-ASP 1.Christophe BOURRET 2.Jean BEAUBELIQUE							Ferrari F458 Italia GT3 GTC							6 2 1:32.269 23.047 40.786 28.436 236.3 20:21.459									
1	3	2:00.776	49.425	42.407	28.944	225.0	2:00.776	7	2	1:32.280	23.129	40.649	28.502	237.9	21:53.739	8	2	1:32.239	23.083	40.695	28.461	237.9	23:25.978
2	3	1:35.720	23.578	42.254	29.888	231.8	3:36.496	9	2	1:43.408	25.486	45.277	32.645	188.2	25:09.386	10	2	1:32.350	23.157	40.736	28.457	237.4	26:41.736
3	3	1:33.768	23.870	41.142	28.756	232.8	5:10.264	11	2	1:41.235B	23.476	43.615	34.144	201.5	28:22.971	12	3	6:54.824	5:35.710	48.014	31.100	139.0	35:17.795
4	3	1:34.054	23.186	41.807	29.061	236.3	6:44.318	13	3	1:40.730	26.268	44.299	30.163	173.4	36:58.525	14	3	1:37.698	24.719	42.494	30.485	197.1	38:36.223
5	3	1:32.461	23.184	40.701	28.576	235.3	8:16.779	15	3	1:38.252	23.852	44.658	29.742	228.8	40:14.475	16	3	1:35.722	24.014	42.933	28.775	186.9	41:50.197
6	3	1:41.336B	23.040	41.165	37.131	235.8	9:58.115	17	3	1:32.987	23.256	40.993	28.738	237.4	43:23.184	18	3	1:39.782	23.190	43.149	33.443	237.9	45:02.966
7	3	3:57.153	2:44.509	43.625	29.019	177.9	13:55.268	19	3	1:32.723	23.113	40.848	28.762	239.5	46:35.689	20	3	1:53.765	29.101	51.054	33.610	114.9	48:29.454
8	3	1:32.517	23.385	40.553	28.579	233.3	15:27.785	21	3	1:32.998	23.254	41.016	28.728	238.4	50:02.452	22	3	1:32.712	23.212	40.784	28.716	236.3	51:35.164
9	3	1:32.350	23.118	40.580	28.652	234.8	17:00.135	23	3	1:37.340B	23.123	40.841	33.376	237.9	53:12.504	24	3	3:15.963	2:03.570	42.937	29.456	187.2	56:28.467
10	3	1:32.501	23.140	40.329	29.032	234.3	18:32.636	25	3	1:38.904	24.186	44.961	29.757	202.6	58:07.371	26	3	1:33.654	23.511	41.174	28.969	238.4	59:41.025
11	3	1:32.010	23.088	40.463	28.459	234.3	20:04.646	27	3	1:33.545	23.429	41.171	28.945	238.9	1:01:14.570	28	3	1:34.285	23.498	41.552	29.235	237.4	1:02:48.855
12	3	1:41.800B	23.582	41.099	37.119	230.8	21:46.446	29	3	1:33.366	23.260	41.187	28.919	236.8	1:04:22.221	30	3	1:33.784	23.846	41.243	28.695	236.3	1:05:56.005
13	1	3:41.235	2:26.559	43.666	31.010	225.9	25:27.681	31	3	1:33.798	23.234	41.420	29.144	238.4	1:07:29.803	32	3	1:33.690	23.367	41.214	29.109	237.4	1:09:03.493
14	1	1:36.605	24.686	42.324	29.595	232.8	27:04.286	33	3	1:51.220B	32.765	42.896	35.559	216.9	1:10:54.713	34	1	4:00.093	2:44.125	43.208	32.760	205.3	1:14:54.806
15	1	1:35.322	23.718	41.840	29.764	233.3	28:39.608	35	1	2:06.033B	26.626	55.980	43.427	160.0	1:17:00.839	36	1	3:44.102	2:32.547	42.089	29.466	233.3	1:20:44.941
16	1	1:35.478	23.745	41.935	29.798	231.8	30:15.086	37	1	1:34.147	23.561	41.742	28.844	231.3	1:22:19.088	38	1	1:33.851	23.435	41.367	29.049	237.9	1:23:52.939
17	1	1:34.953	23.456	41.589	29.908	233.3	31:50.039	39	1	1:33.611	23.247	41.437	28.927	237.9	1:25:26.550	40	1	1:33.268	23.360	41.182	28.726	238.4	1:26:59.818
18	1	1:35.120	23.457	41.750	29.913	234.8	33:25.159	41	1	1:33.676	23.197	41.397	29.082	237.4	1:28:33.494	42	1	1:49.473B	24.368	44.709	40.396	235.8	1:30:22.967
19	1	1:35.215	23.540	42.003	29.672	233.8	35:00.374	63 AF Corse 1.Mads RASMUSSEN 2.Ilya MELNIKOV							Ferrari F458 Italia GT3 GTC								
20	1	1:36.254	23.837	41.986	30.431	233.3	36:36.628	1	1	2:56.297	1:27.196	52.185	36.916	175.0	2:56.297	2	1	1:51.746	27.788	51.087	32.871	177.0	4:48.043
21	1	1:44.873B	24.254	42.092	38.527	230.3	38:21.501	3	1	1:40.473	24.204	45.294	30.975	207.7	6:28.516	4	1	1:43.112	26.512	47.016	29.584	164.9	8:11.628
22	2	4:05.533	2:50.771	43.903	30.859	177.0	42:27.034	5	1	1:35.709	23.760	42.699	29.250	230.8	9:47.337	6	1	1:34.117	23.512	41.399	29.206	234.8	11:21.454
23	2	1:34.656	23.627	41.749	29.280	233.3	44:01.690	7	1	1:35.058	23.436	42.222	29.400	234.3	12:56.512	8	1	1:34.079	23.375	41.489	29.215	235.8	14:30.591
24	2	1:35.149	24.183	41.675	29.291	231.8	45:36.839	9	1	1:53.089	26.262	51.984	34.843	158.1	16:23.680	10	1	2:00.543B	25.969	50.013	44.561	178.2	18:24.223
25	2	1:36.445	23.888	41.417	31.140	233.3	47:13.284	11	2	8:14.357	7:01.856	42.808	29.693	228.3	26:38.580	12	2	1:37.187	23.552	41.731	31.904	234.8	28:15.767
26	2	1:34.261	23.690	41.523	29.048	234.8	48:47.545	13	2	1:34.668	23.822	41.667	29.179	235.3	29:50.435								
27	2	1:34.792	23.391	41.957	29.444	234.8	50:22.337																
28	2	1:34.768	23.378	41.871	29.519	233.8	51:57.105																
29	2	1:43.051B	24.059	42.740	36.252	230.8	53:40.156																
30	2	3:06.928	1:55.871	41.727	29.330	228.8	56:47.084																
31	2	1:35.287	23.852	41.775	29.660	215.1	58:22.371																
32	2	1:35.617	24.695	41.709	29.213	231.8	59:57.988																
33	2	1:33.968	23.234	41.550	29.184	236.3	1:01:31.956																
34	2	1:37.332	23.854	41.460	32.018	236.3	1:03:09.288																
35	2	1:41.241B	23.601	40.944	36.696	234.8	1:04:50.529																
36	1	3:28.707	2:12.406	44.453	31.848	194.9	1:08:19.236																
37	1	1:33.749	23.411	41.333	29.005	234.8	1:09:52.985																
38	1	1:38.809	23.667	45.542	29.600	234.3	1:11:31.794																
39	1	1:34.465	23.454	41.306	29.705	234.3	1:13:06.259																
40	1	1:44.522B	23.280	42.060	39.182	230.8	1:14:50.781																
41	3	5:37.728	4:27.116	41.477	29.135	228.8	1:20:28.509																
42	3	1:33.338	23.688	40.925	28.725	236.8	1:22:01.847																
43	3	1:33.387	23.261	41.253	28.873	236.8	1:23:35.234																
44	3	1:32.866	23.102	41.153	28.611	236.8	1:25:08.100																
45	3	1:32.152	23.049	40.526	28.577	234.8	1:26:40.252																
46	3	1:32.925	23.129	40.686	29.110	236.8	1:28:13.177																
47	3	1:32.233	23.229	40.511	28.493	235.8	1:29:45.410																
48	3	1:32.082	23.132	40.495	28.455	236.8	1:31:17.492																
60 Formula Racing 1.Johnny LAURSEN 2.Mikkel MAC							Ferrari F458 Italia GT3 GTC																
1	2	12:27.151	...	48.013	32.475	148.6	12:27.151																



EUROPEAN LE MANS SERIES
4 HOURS OF RED BULL RING

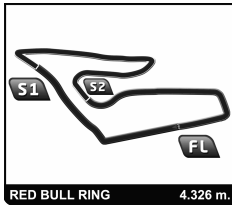
Free Practice 2

Sector Analysis

								■ Personal Best ■ Session Best ■ Crossing the finish line in pit lane							
Lap	D	Time	Sector 1	Sector 2	Sector 3	T. Spd	Elapsed	Lap	D	Time	Sector 1	Sector 2	Sector 3	T. Spd	Elapsed
14	2	1:34.258	23.315	41.215	29.728	235.8	31:24.693	28	2	1:40.532 B	23.058	41.336	36.138	237.9	48:09.563
15	2	1:34.142	23.518	41.617	29.007	237.4	32:58.835	29	3	3:57.963	2:40.777	44.265	32.921	192.2	52:07.526
16	2	1:34.546	23.547	41.592	29.407	234.8	34:33.381	30	3	1:31.669	23.135	40.611	27.923	239.5	53:39.195
17	2	1:34.012	23.464	41.363	29.185	235.3	36:07.393	31	3	1:30.929	22.902	40.307	27.720	240.0	55:10.124
18	2	1:33.529	23.408	41.171	28.950	235.3	37:40.922	32	3	1:31.005	22.826	40.428	27.751	240.0	56:41.129
19	2	1:33.848	23.232	41.647	28.969	235.3	39:14.770	33	3	1:34.384	22.984	40.293	31.107	239.5	58:15.513
20	2	1:51.106 B	23.520	45.824	41.762	236.8	41:05.876	34	3	1:30.783	22.857	40.000	27.926	241.1	59:46.296
21	1	5:09.021	3:54.596	44.397	30.028	214.7	46:14.897	35	3	1:41.759 B	22.870	41.378	37.511	238.4	1:01:28.055
22	1	1:36.654	24.177	42.511	29.966	233.3	47:51.551	36	1	5:41.251	4:30.140	42.417	28.694	220.0	1:07:09.306
23	1	1:35.011	23.761	41.874	29.376	235.3	49:26.562	37	1	1:32.455	23.333	40.828	28.294	237.9	1:08:41.761
24	1	1:34.738	23.457	41.760	29.521	235.3	51:01.300	38	1	1:33.594	23.094	41.148	29.352	240.5	1:10:15.355
25	1	1:36.008	23.883	42.688	29.437	231.3	52:37.308	39	1	1:32.083	23.105	40.687	28.291	239.5	1:11:47.438
26	1	1:35.896	23.556	42.965	29.375	230.8	54:13.204	40	1	1:31.577	22.985	40.521	28.071	240.0	1:13:19.015
27	1	1:35.661	23.851	42.466	29.344	235.3	55:48.865	41	1	1:31.811	23.014	40.593	28.204	240.0	1:14:50.826
28	1	1:34.509	23.574	41.717	29.218	235.8	57:23.374	42	1	1:38.232 B	23.133	40.690	34.409	240.0	1:16:29.058
29	1	1:34.374	23.415	41.623	29.336	235.3	58:57.748	43	2	2:57.926	1:46.601	42.622	28.703	237.4	1:19:26.984
30	1	1:44.462 B	23.667	43.674	37.121	232.8	1:00:42.210	44	2	1:33.635	23.012	41.262	29.361	232.8	1:21:00.619
31	1	3:46.327	2:34.695	42.429	29.203	225.0	1:04:28.537	45	2	1:33.062	23.153	41.350	28.559	235.3	1:22:33.681
32	1	1:37.018	23.638	41.600	31.780	234.3	1:06:05.555	46	2	1:32.261	23.003	40.838	28.420	240.0	1:24:05.942
33	1	1:35.529	24.120	42.207	29.202	234.8	1:07:41.084	47	2	1:32.524	22.973	41.004	28.547	238.9	1:25:38.466
34	1	1:49.088 B	23.658	45.479	39.951	235.3	1:09:30.172	48	2	1:32.168	22.865	40.902	28.401	241.1	1:27:10.634
35	1	3:27.943	2:16.371	42.221	29.351	230.8	1:12:58.115	49	2	1:33.019	22.978	40.501	29.540	240.0	1:28:43.653
36	1	1:35.658	24.550	41.856	29.252	235.3	1:14:33.773	50	2	1:32.216	23.033	40.639	28.544	235.8	1:30:15.869
37	1	1:34.575	23.894	41.657	29.024	236.3	1:16:08.348								
38	1	1:35.662	23.449	42.705	29.508	234.8	1:17:44.010								
39	1	1:35.958	23.493	42.267	30.198	238.4	1:19:19.968								
40	1	1:47.449 B	23.862	44.721	38.866	236.3	1:21:07.417								

66	JMW Motorsport	Ferrari F458 Italia					
	1. Daniel MCKENZIE	3. Rob BELL					
	2. George RICHARDSON	LMGTE					
1	3	1:51.677	37.362	45.175	29.140	160.7	1:51.677
2	3	1:38.481	24.666	43.131	30.684	186.9	3:30.158
3	3	1:33.840	23.627	40.666	29.547	237.4	5:03.998
4	3	1:49.709	27.989	48.319	33.401	161.2	6:53.707
5	3	1:32.457	23.073	41.516	27.868	238.9	8:26.164
6	3	1:31.959	22.929	40.281	28.749	239.5	9:58.123
7	3	1:32.084	23.404	40.352	28.328	238.9	11:30.207
8	3	1:39.210 B	22.888	41.031	35.291	239.5	13:09.417
9	1	3:11.963	2:00.822	42.292	28.849	216.0	16:21.380
10	1	1:34.166	23.711	41.709	28.746	238.4	17:55.546
11	1	1:33.579	23.421	41.194	28.964	238.9	19:29.125
12	1	1:32.325	23.218	40.727	28.380	238.9	21:01.450
13	1	1:33.827	23.441	41.279	29.107	207.3	22:35.277
14	1	1:32.280	23.120	40.822	28.338	240.0	24:07.557
15	1	1:32.137	22.964	40.891	28.282	238.9	25:39.694
16	1	1:31.912	23.059	40.692	28.161	239.5	27:11.606
17	1	1:31.808	23.105	40.506	28.197	238.9	28:43.414
18	1	1:37.257 B	22.910	40.745	33.602	240.0	30:20.671
19	2	3:34.395	2:21.861	43.176	29.358	220.9	33:55.066
20	2	1:35.996	23.818	42.650	29.528	233.8	35:31.062
21	2	1:34.215	23.375	42.039	28.801	226.4	37:05.277
22	2	1:33.524	23.232	41.392	28.900	237.4	38:38.801
23	2	1:33.510	23.423	41.201	28.886	229.3	40:12.311
24	2	1:33.247	23.180	41.414	28.653	238.9	41:45.558
25	2	1:33.093	23.083	41.282	28.728	237.4	43:18.651
26	2	1:37.083	23.224	43.702	30.157	221.3	44:55.734
27	2	1:33.297	23.328	41.300	28.669	239.5	46:29.031

67	MSA Performance Matmut	Porsche 911 GT3 RSR					
	1. Erik MARIS	3. Eric HELARY					
	2. Jean-Marc MERLIN	LMGTE					
1	1	2:25.167	1:03.592	48.637	32.938	144.6	2:25.167
2	1	1:37.689	24.532	42.676	30.481	224.1	4:02.856
3	1	1:37.225	24.337	42.655	30.233	231.8	5:40.081
4	1	1:36.302	24.139	42.067	30.096	233.8	7:16.383
5	1	1:35.906	23.644	42.203	30.059	233.8	8:52.289
6	1	1:36.136	24.107	42.239	29.790	228.3	10:28.425
7	1	1:35.818	24.167	42.086	29.565	231.3	12:04.243
8	1	1:46.907 B	24.351	41.925	40.631	232.8	13:51.150
9	2	3:34.053	2:20.120	43.662	30.271	181.8	17:25.203
10	2	1:35.511	24.057	41.681	29.773	232.8	19:00.714
11	2	1:36.053	24.404	42.052	29.597	226.9	20:36.767
12	2	1:34.350	23.641	41.245	29.464	230.8	22:11.117
13	2	1:34.434	23.726	41.351	29.357	233.8	23:45.551
14	2	1:34.359	23.730	41.099	29.530	235.3	25:19.910
15	2	1:34.324	23.503	41.642	29.179	234.8	26:54.234
16	2	1:47.381 B	23.700	42.230	41.451	221.8	28:41.615
17	3	3:42.976	2:32.023	41.359	29.594	219.5	32:24.591
18	3	1:33.120	23.622	40.890	28.608	235.8	33:57.711
19	3	1:32.768	23.234	40.676	28.858	236.3	35:30.479
20	3	1:32.072	23.200	40.418	28.454	235.8	37:02.551
21	3	1:38.565 B	23.225	40.444	34.896	236.8	38:41.116
22	3	3:40.982	2:30.404	41.891	28.687	231.3	42:22.098
23	3	1:35.008	23.251	42.821	28.936	237.4	43:57.106
24	3	1:31.585	23.045	40.282	28.258	236.3	45:28.691
25	3	1:31.621	22.927	40.252	28.442	237.4	47:00.312
26	3	1:39.683 B	23.175	40.487	36.021	236.8	48:39.995
27	1	3:16.383	2:03.668	42.746	29.969	216.9	51:56.378
28	1	1:35.842	23.920	42.157	29.765	230.3	53:32.220
29	1	1:35.951	23.716	42.438	29.797	230.3	55:08.171
30	1	1:35.502	23.766	42.202	29.534	233.3	56:43.673
31	1	1:36.500	23.553	43.159	29.788	206.5	58:20.173

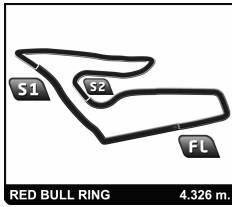


EUROPEAN LE MANS SERIES 4 HOURS OF RED BULL RING

Free Practice 2

Sector Analysis

								■ Personal Best ■ Session Best ■ Crossing the finish line in pit lane														
Lap	D	Time	Sector 1	Sector 2	Sector 3	T. Spd	Elapsed	Lap	D	Time	Sector 1	Sector 2	Sector 3	T. Spd	Elapsed							
32	1	1:35.967	23.854	42.011	30.102	232.3	59:56.140	37	3	1:30.946	22.747	40.403	27.796	238.9	1:12:52.320							
33	1	1:35.432	23.646	42.407	29.379	235.8	1:01:31.572	38	3	1:30.755	22.741	40.254	27.760	237.9	1:14:23.075							
34	1	1:34.869	23.774	41.600	29.495	233.3	1:03:06.441	39	3	1:36.635	22.733	45.420	28.482	237.4	1:15:59.710							
35	1	1:34.816	23.872	41.635	29.309	229.3	1:04:41.257	40	3	1:43.219 B	22.734	40.772	39.713	238.9	1:17:42.929							
36	1	1:34.395	23.466	41.572	29.357	235.3	1:06:15.652	<div style="border: 1px solid black; padding: 5px;"> 71 SMP Racing 1. Kirill LADYGIN 2. Aleksey BASOV 3. Luca PERSIANI Ferrari F458 Italia GT3 GTC </div>							1	3	3:00.191	1:45.366	43.855	30.970	193.5	3:00.191
37	1	1:35.213	23.843	41.774	29.596	231.8	1:07:50.865								2	3	1:32.667	23.211	40.865	28.591	235.3	4:32.858
38	1	1:37.812	24.599	43.173	30.040	219.5	1:09:28.677								3	3	1:33.524	23.217	41.226	29.081	232.8	6:06.382
39	1	1:35.663	23.714	42.532	29.417	235.3	1:11:04.340								4	3	1:32.520	23.058	40.474	28.988	237.9	7:38.902
40	1	1:44.696 B	24.247	42.602	37.847	214.7	1:12:49.036								5	3	1:32.479	23.028	41.044	28.407	238.4	9:11.381
41	2	3:48.210	2:33.043	44.905	30.262	181.2	1:16:37.246								6	3	1:38.494 B	23.216	40.600	34.678	236.3	10:49.875
42	2	1:37.854	24.663	43.188	30.003	214.3	1:18:15.100								7	3	3:48.843	2:37.810	41.910	29.123	232.8	14:38.718
43	2	1:35.391	23.848	41.964	29.579	231.3	1:19:50.491								8	3	1:32.497	23.315	40.517	28.665	235.8	16:11.215
44	2	1:34.845	24.043	41.604	29.198	233.8	1:21:25.336								9	3	1:32.268	22.999	40.510	28.759	238.4	17:43.483
45	2	1:48.332 B	24.700	42.791	40.841	187.2	1:23:13.668								10	3	1:32.556	23.391	40.564	28.601	239.5	19:16.039
46	2	2:49.368	1:37.675	42.120	29.573	221.3	1:26:03.036	11	3	1:32.196	23.258	40.443	28.495	237.9	20:48.235							
47	2	1:33.595	23.546	41.100	28.949	235.3	1:27:36.631	12	3	1:38.643 B	22.966	40.555	35.122	238.9	22:26.878							
48	2	1:33.889	23.473	41.331	29.085	236.3	1:29:10.520	13	2	4:19.629	3:06.774	43.730	29.125	226.4	26:46.507							
49	2	1:33.833	23.568	41.185	29.080	234.8	1:30:44.353	14	2	1:38.079	23.602	44.225	30.252	216.0	28:24.586							
<div style="border: 1px solid black; padding: 5px;"> 70 AF Corse 1. Yannick MALLEGOL 2. François PERRODO 3. Emmanuel COLLARD Ferrari F458 Italia LMGTE </div>								15	2	1:35.573	24.480	41.971	29.122	234.3	30:00.159							
								16	2	1:33.570	23.252	41.303	29.015	237.9	31:33.729							
								17	2	1:33.313	23.243	41.321	28.749	238.4	33:07.042							
								18	2	1:33.421	23.377	41.149	28.895	236.3	34:40.463							
								19	2	1:33.432	23.261	41.398	28.773	237.4	36:13.895							
								20	2	1:33.786	23.315	41.087	29.384	236.8	37:47.681							
								21	2	1:33.218	23.260	41.149	28.809	237.9	39:20.899							
								22	2	1:34.335	23.289	41.493	29.553	238.4	40:55.234							
								23	2	1:33.408	23.498	41.028	28.882	237.4	42:28.642							
								24	2	1:33.212	23.211	41.285	28.716	239.5	44:01.854							
25	2	1:33.167	23.422	41.125	28.620	236.8	45:35.021															
26	2	1:33.379	23.301	41.180	28.898	238.9	47:08.400															
27	2	1:33.102	23.241	41.037	28.824	238.4	48:41.502															
28	2	1:32.678	23.063	41.033	28.582	238.9	50:14.180															
29	2	1:33.085	23.251	41.147	28.687	238.4	51:47.265															
30	2	1:33.663	23.198	41.274	29.191	239.5	53:20.928															
31	2	1:33.968	24.045	41.001	28.922	237.9	54:54.896															
32	2	1:41.756 B	23.253	42.862	35.641	238.4	56:36.652															
33	1	3:15.364	2:04.352	41.623	29.389	232.3	59:52.016															
34	1	1:34.361	23.313	40.973	30.075	235.3	1:01:26.377															
35	1	1:34.703	24.024	41.215	29.464	236.3	1:03:01.080															
36	1	1:33.632	23.334	41.256	29.042	236.3	1:04:34.712															
37	1	1:33.015	23.228	41.124	28.663	237.4	1:06:07.727															
38	1	1:33.924	23.355	41.468	29.101	237.9	1:07:41.651															
39	1	1:33.786	23.184	41.259	29.343	236.3	1:09:15.437															
40	1	1:34.870	23.415	41.426	30.029	238.4	1:10:50.307															
41	1	1:32.826	23.210	40.983	28.633	238.4	1:12:23.133															
42	1	1:41.700 B	23.532	41.737	36.431	235.8	1:14:04.833															
43	1	9:39.752	8:25.871	44.210	29.671	202.6	1:23:44.585															
44	1	1:32.329	23.148	40.852	28.329	236.3	1:25:16.914															
45	1	1:31.665	23.053	40.454	28.158	236.3	1:26:48.579															
46	1	1:40.297 B	23.137	40.312	36.848	237.9	1:28:28.876															
<div style="border: 1px solid black; padding: 5px;"> 72 SMP Racing 1. Andrea BERTOLINI 2. Viktor SHAITAR 3. Sergey ZLOBIN Ferrari F458 Italia LMGTE </div>								1	1	2:49.814	1:34.563	45.632	29.619	179.7	2:49.814							



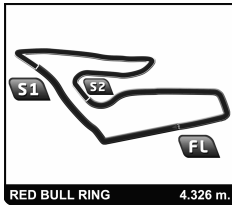
EUROPEAN LE MANS SERIES
4 HOURS OF RED BULL RING

Free Practice 2

Sector Analysis

								■ Personal Best ■ Session Best ■ Crossing the finish line in pit lane							
Lap	D	Time	Sector 1	Sector 2	Sector 3	T. Spd	Elapsed	Lap	D	Time	Sector 1	Sector 2	Sector 3	T. Spd	Elapsed
2	1	1:39.341	22.951	44.007	32.383	239.5	4:29.155	6	2	1:34.042	23.458	41.258	29.326	227.8	12:04.517
3	1	1:35.204	22.722	40.266	32.216	240.0	6:04.359	7	2	1:33.224	23.544	40.841	28.839	237.4	13:37.741
4	1	1:30.966	22.735	40.093	28.138	241.1	7:35.325	8	2	1:33.228	23.303	40.851	29.074	238.4	15:10.969
5	1	1:30.725	22.721	40.126	27.878	242.2	9:06.050	9	2	1:40.488B	23.230	41.280	35.978	236.3	16:51.457
6	1	1:31.645	22.608	40.871	28.166	241.1	10:37.695	10	2	7:35.996	6:25.250	41.774	28.972	225.0	24:27.453
7	1	1:30.635	22.809	40.223	27.603	240.0	12:08.330	11	2	1:34.063	23.253	41.758	29.052	238.4	26:01.516
8	1	1:30.706	22.599	39.866	28.241	242.2	13:39.036	12	2	1:32.770	23.229	40.818	28.723	238.9	27:34.286
9	1	1:38.949B	22.652	40.414	35.883	242.2	15:17.985	13	2	1:32.802	23.175	41.018	28.609	238.9	29:07.088
10	1	5:25.031	4:13.263	42.669	29.099	201.9	20:43.016	14	2	1:32.671	23.095	40.827	28.749	238.9	30:39.759
11	1	1:30.106	22.725	39.801	27.580	238.9	22:13.122	15	2	1:32.310	23.063	40.656	28.591	238.4	32:12.069
12	1	1:35.510	24.377	43.260	27.873	200.4	23:48.632	16	2	1:40.060B	23.143	40.679	36.238	238.4	33:52.129
13	1	1:47.179	22.545	52.495	32.139	243.2	25:35.811	17	3	3:26.153	2:14.671	41.739	29.743	235.3	37:18.282
14	1	1:29.746	22.641	39.809	27.296	240.0	27:05.557	18	3	1:34.674	23.276	41.552	29.846	238.9	38:52.956
15	1	1:42.132	22.575	42.788	36.769	243.2	28:47.689	19	3	1:33.065	23.333	40.854	28.878	238.4	40:26.021
16	1	1:29.878	22.594	39.814	27.470	240.0	30:17.567	20	3	1:32.562	23.036	40.692	28.834	237.4	41:58.583
17	1	1:38.525B	22.593	40.328	35.604	241.6	31:56.092	21	3	1:32.810	23.140	40.725	28.945	237.9	43:31.393
18	3	4:27.837	3:17.203	41.859	28.775	216.9	36:23.929	22	3	1:32.612	23.001	40.908	28.703	238.9	45:04.005
19	3	1:32.767	23.254	41.028	28.485	235.3	37:56.696	23	3	1:32.366	22.992	40.549	28.825	237.9	46:36.371
20	3	1:33.747	24.073	41.406	28.268	233.8	39:30.443	24	3	1:40.347B	23.393	41.017	35.937	238.4	48:16.718
21	3	1:32.612	23.167	41.104	28.341	235.3	41:03.055	25	3	5:10.785	3:59.873	41.740	29.172	235.8	53:27.503
22	3	1:32.105	23.273	40.598	28.234	237.4	42:35.160	26	3	1:33.362	23.508	41.110	28.744	238.4	55:00.865
23	3	1:32.384	23.277	40.812	28.295	237.4	44:07.544	27	3	1:32.915	22.996	41.058	28.861	236.8	56:33.780
24	3	1:32.212	23.292	40.620	28.300	236.8	45:39.756	28	3	1:32.927	23.005	40.887	29.035	237.9	58:06.707
25	3	1:32.730	23.119	40.922	28.689	237.9	47:12.486	29	3	1:32.436	23.130	40.812	28.494	237.4	59:39.143
26	3	1:32.605	23.398	40.904	28.303	236.8	48:45.091	30	3	1:38.755B	23.205	40.655	34.895	237.9	1:01:17.898
27	3	1:32.014	23.128	40.643	28.243	238.9	50:17.105	31	1	4:39.842	3:28.922	41.877	29.043	224.1	1:05:57.740
28	3	1:32.117	23.018	40.878	28.221	236.3	51:49.222	32	1	1:33.402	23.221	40.710	29.471	237.9	1:07:31.142
29	3	1:33.286	23.734	41.216	28.336	232.3	53:22.508	33	1	1:33.141	23.321	40.686	29.134	238.4	1:09:04.283
30	3	1:33.175	23.386	41.563	28.226	231.3	54:55.683	34	1	1:32.376	23.125	40.528	28.723	237.9	1:10:36.659
31	3	1:32.871	23.158	41.285	28.428	234.8	56:28.554	35	1	1:32.871	23.033	40.685	29.153	237.9	1:12:09.530
32	3	1:55.900B	24.306	53.426	38.168	212.6	58:24.454	36	1	1:32.809	23.331	40.527	28.951	238.4	1:13:42.339
33	2	5:14.970	4:04.893	41.959	28.118	190.5	1:03:39.424	37	1	1:32.600	23.088	40.578	28.934	238.9	1:15:14.939
34	2	1:32.798	24.025	40.790	27.983	239.5	1:05:12.222	38	1	1:35.576	23.001	40.593	31.982	237.9	1:16:50.515
35	2	1:31.950	23.213	40.629	28.108	237.9	1:06:44.172	39	1	1:39.786B	23.804	41.365	34.617	238.4	1:18:30.301
36	2	1:33.307	23.166	40.748	29.393	239.5	1:08:17.479	40	1	4:54.003	3:43.082	41.389	29.532	237.4	1:23:24.304
37	2	1:31.417	23.007	40.546	27.864	239.5	1:09:48.896	41	1	1:33.912	23.320	40.894	29.698	238.4	1:24:58.216
38	2	1:44.225	24.016	51.640	28.569	227.4	1:11:33.121	42	1	1:35.596	23.498	41.535	30.563	239.5	1:26:33.812
39	2	1:32.444	22.892	40.739	28.813	242.2	1:13:05.565	43	1	1:33.292	23.331	41.007	28.954	237.4	1:28:07.104
40	2	1:31.665	23.033	40.518	28.114	238.9	1:14:37.230	44	1	1:33.155	23.226	40.835	29.094	237.9	1:29:40.259
41	2	1:32.219	22.862	41.189	28.168	241.1	1:16:09.449	45	1	1:32.567	23.129	40.525	28.913	237.4	1:31:12.826
42	2	1:32.028	22.833	41.228	27.967	237.9	1:17:41.477	75 Prospeed Competition Porsche GT3 R 1.Max VAN SPLUNTEREN 3.Mike PARISY GTC 2.Gilles VANNELET							
43	2	1:31.477	22.958	40.502	28.017	240.0	1:19:12.954	1	3	3:02.258	1:40.309	46.003	35.946	206.1	3:02.258
44	2	1:32.382	23.016	40.770	28.596	240.5	1:20:45.336	2	3	1:35.928	23.614	43.092	29.222	219.1	4:38.186
45	2	1:31.498	23.041	40.553	27.904	240.5	1:22:16.834	3	3	1:35.164	23.473	41.339	30.352	234.3	6:13.350
46	2	1:39.245B	22.962	40.660	35.623	240.5	1:23:56.079	4	3	1:33.677	23.760	40.985	28.932	233.8	7:47.027
47	2	2:36.387	1:26.524	41.599	28.264	216.9	1:26:32.466	5	3	1:33.674	23.413	41.396	28.865	235.3	9:20.701
48	2	1:31.991	23.005	40.547	28.439	239.5	1:28:04.457	6	3	1:33.220	23.430	40.795	28.995	232.8	10:53.921
49	2	1:31.592	23.131	40.587	27.874	238.9	1:29:36.049	7	3	1:33.686	23.568	41.223	28.895	233.3	12:27.607
50	2	1:31.950	23.056	40.868	28.026	239.5	1:31:07.999	8	3	1:34.274	23.601	41.717	28.956	232.8	14:01.881
								9	3	1:32.849	23.346	40.824	28.679	234.3	15:34.730
								10	3	1:40.888B	23.887	41.259	35.742	231.8	17:15.618
								11	3	4:57.149	3:46.417	41.604	29.128	228.8	22:12.767
								12	3	1:33.999	23.583	41.102	29.314	231.3	23:46.766
								13	3	1:33.384	23.373	40.878	29.133	236.3	25:20.150
								14	3	1:40.569B	23.665	42.728	34.176	234.8	27:00.719

73 SMP Racing Ferrari F458 Italia GT3							
1.Olivier BERETTA		3.Anton LADYGIN		GTC			
2.David MARKOZOV							
1	2	4:14.736	3:01.577	43.564	29.595	193.2	4:14.736
2	2	1:34.080	23.928	41.100	29.052	238.4	5:48.816
3	2	1:33.580	23.332	41.276	28.972	238.4	7:22.396
4	2	1:33.931	23.239	40.749	29.943	238.9	8:56.327
5	2	1:34.148	23.326	41.464	29.358	238.4	10:30.475

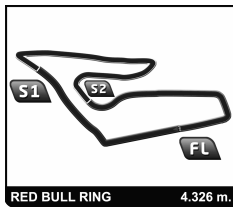


EUROPEAN LE MANS SERIES
4 HOURS OF RED BULL RING

Free Practice 2

Sector Analysis

								■ Personal Best ■ Session Best ■ Crossing the finish line in pit lane															
Lap	D	Time	Sector 1	Sector 2	Sector 3	T. Spd	Elapsed	Lap	D	Time	Sector 1	Sector 2	Sector 3	T. Spd	Elapsed								
15	2	4:47.389	3:34.000	43.703	29.686	184.3	31:48.108	33	3	1:33.247	22.983	41.523	28.741	237.4	1:17:55.517								
16	2	1:34.867	23.582	41.993	29.292	233.8	33:22.975	34	3	1:33.450	23.364	41.435	28.651	235.3	1:19:28.967								
17	2	1:36.354	23.578	41.861	30.915	233.3	34:59.329	35	3	1:33.069	23.228	41.374	28.467	235.3	1:21:02.036								
18	2	1:37.467	23.741	43.403	30.323	234.3	36:36.796	36	3	1:33.130	23.283	41.315	28.532	235.8	1:22:35.166								
19	2	1:42.686	26.398	46.590	29.698	226.9	38:19.482	37	3	1:32.769	23.147	41.057	28.565	237.4	1:24:07.935								
20	2	1:35.344	23.590	42.213	29.541	231.8	39:54.826	38	3	1:32.661	23.292	40.999	28.370	234.8	1:25:40.596								
21	2	1:35.839	23.838	41.554	30.447	232.8	41:30.665	39	3	1:32.245	23.091	40.792	28.362	236.3	1:27:12.841								
22	2	1:37.694	25.915	42.374	29.405	232.3	43:08.359	40	3	1:32.893	23.030	41.228	28.635	236.3	1:28:45.734								
23	2	1:34.415	23.614	41.564	29.237	233.8	44:42.774	41	3	1:32.556	23.157	40.874	28.525	236.8	1:30:18.290								
24	2	1:34.879	23.583	41.311	29.985	234.8	46:17.653	<div style="border: 1px solid black; padding: 5px;"> 77 Proton Competition 1.Horst FELBERMAYR SR 2.Horst FELBERMAYR JR 3.Richard LIETZ Porsche 911 GT3 RSR LMGT E </div>															
25	2	1:41.411	23.735	42.663	35.013	231.3	47:59.064																
26	1	4:32.664	3:20.038	42.795	29.831	228.3	52:31.728																
27	1	1:35.381	23.907	41.745	29.729	231.8	54:07.109																
28	1	1:34.256	23.600	41.614	29.042	234.8	55:41.365																
29	1	1:34.203	23.658	41.429	29.116	233.3	57:15.568																
30	1	1:34.108	23.710	41.278	29.120	233.8	58:49.676																
31	1	1:33.761	23.561	41.226	28.974	233.8	1:00:23.437																
32	1	1:34.514	23.415	41.391	29.708	234.3	1:01:57.951																
33	1	1:40.814	24.205	41.788	34.821	233.8	1:03:38.765																
34	3	4:43.286	3:30.431	43.435	29.420	171.2	1:08:22.051																
35	3	1:32.183	23.236	40.693	28.254	235.3	1:09:54.234																
36	3	1:32.114	23.049	40.753	28.312	238.4	1:11:26.348																
																<div style="border: 1px solid black; padding: 5px;"> 76 IMSA Performance Matmut 1.Raymond NARAC 2.Nicolas ARMINDO 3.Christina NIELSEN Porsche 911 GT3 RSR LMGT E </div>							
1	1	1:56.022	39.007	44.904	32.111	183.4	1:56.022																
2	1	1:35.455	23.678	42.549	29.228	195.7	3:31.477																
3	1	1:32.617	23.388	40.746	28.483	233.8	5:04.094																
4	1	1:32.305	23.254	40.563	28.488	235.3	6:36.399																
5	1	1:33.604	23.162	40.773	29.669	234.8	8:10.003																
6	1	1:34.694	25.284	41.161	28.249	232.3	9:44.697																
7	1	1:32.299	23.189	40.760	28.350	234.3	11:16.996																
8	1	1:32.581	23.190	40.681	28.710	233.3	12:49.577																
9	1	1:46.264	23.009	40.644	42.611	234.3	14:35.841																
10	1	1:40.949	24.253	41.433	35.263	223.1	16:16.790																
11	1	3:50.409	2:39.563	41.948	28.898	210.5	20:07.199																
12	1	1:33.238	23.328	41.012	28.898	233.8	21:40.437																
13	1	1:32.456	23.075	40.830	28.551	236.3	23:12.893																
14	1	1:33.644	23.144	41.315	29.185	236.3	24:46.537																
15	1	1:32.468	23.211	40.826	28.431	235.8	26:19.005																
16	1	1:32.106	23.326	40.278	28.502	235.3	27:51.111																
17	1	1:41.987	23.125	40.804	38.058	235.3	29:33.098																
18	2	3:15.897	2:06.038	41.318	28.541	225.9	32:48.995																
19	2	1:33.731	23.530	41.436	28.765	235.3	34:22.726																
20	2	1:31.989	23.186	40.844	27.959	235.3	35:54.715																
21	2	1:31.514	23.161	40.309	28.044	235.3	37:26.229																
22	2	1:32.247	23.098	40.539	28.610	237.9	38:58.476																
23	2	1:31.797	23.177	40.193	28.427	236.3	40:30.273																
24	2	1:31.137	22.948	40.213	27.976	237.9	42:01.410																
25	2	1:39.889	23.273	41.837	34.779	223.6	43:41.299																
26	2	3:11.406	1:59.314	43.791	28.301	218.2	46:52.705																
27	2	1:33.150	23.161	41.494	28.495	236.3	48:25.855																
28	2	1:39.592	23.005	42.828	33.759	238.4	50:05.447																
29	2	19:10.842	...	41.881	28.709	224.1	1:09:16.289																
30	2	1:39.545	23.260	41.119	35.166	233.3	1:10:55.834																
31	3	3:51.815	2:33.360	44.911	33.544	180.6	1:14:47.649																
32	3	1:34.621	23.306	42.451	28.864	235.3	1:16:22.270																



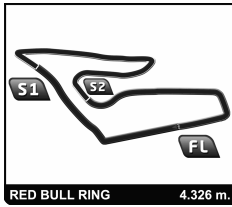
EUROPEAN LE MANS SERIES

4 HOURS OF RED BULL RING

Free Practice 2

Sector Analysis

								■ Personal Best ■ Session Best ■ Crossing the finish line in pit lane															
Lap	D	Time	Sector 1	Sector 2	Sector 3	T. Spd	Elapsed	Lap	D	Time	Sector 1	Sector 2	Sector 3	T. Spd	Elapsed								
78 Team Russia by Barwell 1. Leonid MACHITSKI 2. Timur SARDAROV								BMW Z4 GT3 GTC															
1	1	2:00.238	45.369	44.977	29.892	181.2	2:00.238	7	1	1:32.116	23.122	40.648	28.346	237.4	11:38.685								
2	1	1:36.051	23.851	42.337	29.863	228.8	3:36.289	8	1	1:41.237 B	24.100	41.415	35.722	231.8	13:19.922								
3	1	1:36.098	24.253	42.455	29.390	226.4	5:12.387	9	2	3:44.606	2:24.739	51.276	28.591	168.5	17:04.528								
4	1	1:36.065	23.984	42.422	29.659	231.8	6:48.452	10	2	1:31.278	22.916	40.321	28.041	238.4	18:35.806								
5	1	1:34.546	23.694	41.647	29.205	230.3	8:22.998	11	2	1:32.878	23.073	40.415	29.390	236.8	20:08.684								
6	1	1:34.837	23.881	41.509	29.447	229.8	9:57.835	12	2	1:38.663	26.649	43.359	28.655	168.0	21:47.347								
7	1	1:35.582	24.623	41.599	29.360	228.3	11:33.417	13	2	1:32.165	23.160	40.381	28.624	239.5	23:19.512								
8	1	1:34.549	23.933	41.398	29.218	229.8	13:07.966	14	2	1:31.446	23.085	40.354	28.007	239.5	24:50.958								
9	1	1:34.117	23.580	41.408	29.129	228.8	14:42.083	15	2	1:31.244	22.956	40.319	27.969	239.5	26:22.202								
10	1	1:35.746	23.594	41.980	30.172	231.3	16:17.829	16	2	1:44.288 B	22.988	43.083	38.217	239.5	28:06.490								
11	1	1:34.786	23.403	41.329	30.054	232.8	17:52.615	17	2	5:05.730	3:55.021	42.151	28.558	231.8	33:12.220								
12	1	1:37.776	23.713	42.762	31.301	228.3	19:30.391	18	2	1:31.793	23.271	40.441	28.081	235.8	34:44.013								
13	1	1:35.112	23.651	42.219	29.242	231.8	21:05.503	19	2	1:31.454	23.143	40.253	28.058	235.8	36:15.467								
14	1	1:34.412	23.805	41.656	28.951	231.8	22:39.915	20	2	1:40.211 B	23.089	40.288	36.834	236.3	37:55.678								
15	1	1:33.905	23.494	41.340	29.071	232.3	24:13.820	21	2	5:21.079	4:07.549	43.669	29.861	102.7	43:16.757								
16	1	1:34.438	23.619	41.400	29.419	230.8	25:48.258	22	2	1:33.149	23.180	41.274	28.695	225.0	44:49.906								
17	1	1:33.756	23.597	41.458	28.701	231.8	27:22.014	23	2	1:39.165 B	23.009	41.525	34.631	237.9	46:29.071								
18	1	1:34.571	23.906	41.363	29.302	231.8	28:56.585	24	1	2:51.511	1:37.924	44.775	28.812	210.1	49:20.582								
19	1	1:33.802	23.727	41.214	28.861	231.8	30:30.387	25	1	1:32.314	23.313	40.780	28.221	236.8	50:52.896								
20	1	1:34.783	23.592	41.798	29.393	230.8	32:05.170	26	1	1:32.457	23.226	40.783	28.448	235.8	52:25.353								
21	1	1:42.528 B	23.887	43.078	35.563	223.1	33:47.698	27	1	1:32.095	23.145	40.798	28.152	236.8	53:57.448								
22	2	3:28.140	2:14.418	43.206	30.516	216.9	37:15.838	28	1	1:39.027 B	23.263	41.410	34.354	216.9	55:36.475								
23	2	1:38.396	24.214	42.885	31.297	226.9	38:54.234	29	1	1:53.731 B	39.406	41.122	33.203	234.3	57:30.206								
24	2	1:36.897	24.501	42.083	30.313	230.8	40:31.131	30	1	1:58.513 B	39.330	43.525	35.658	211.4	59:28.719								
25	2	1:36.521	23.963	42.687	29.871	233.8	42:07.652	31	2	4:19.494	2:56.340	53.574	29.580	168.5	1:03:48.213								
26	2	1:36.822	24.662	42.430	29.730	231.3	43:44.474	32	2	1:33.162	23.676	41.246	28.240	230.8	1:05:21.375								
27	2	1:36.140	23.773	42.174	30.193	232.8	45:20.614	33	2	1:31.430	23.117	40.342	27.971	235.8	1:06:52.805								
28	2	1:36.247	24.150	42.201	29.896	232.8	46:56.861	34	2	1:31.985	23.095	40.907	27.983	236.8	1:08:24.790								
29	2	1:35.661	23.703	42.262	29.696	230.8	48:32.522	35	2	1:31.185	23.016	40.117	28.052	237.4	1:09:55.975								
30	2	1:35.342	23.743	42.080	29.519	232.8	50:07.864	36	2	1:31.155	22.891	40.293	27.971	237.9	1:11:27.130								
31	2	1:35.100	23.830	41.971	29.299	230.3	51:42.964	37	2	1:31.227	22.861	40.489	27.877	237.9	1:12:58.357								
32	2	1:37.709	23.832	43.854	30.023	230.8	53:20.673	38	2	1:37.959	25.690	42.907	29.362	186.9	1:14:36.316								
33	2	1:37.886	25.136	42.910	29.840	231.3	54:58.559	39	2	1:40.053 B	23.146	42.326	34.581	236.8	1:16:16.369								
34	2	1:35.910	24.047	41.973	29.890	233.3	56:34.469	40	1	3:48.065	2:30.073	48.877	29.115	205.7	1:20:04.434								
35	2	1:35.194	23.765	41.912	29.517	233.8	58:09.663	41	1	1:32.690	23.133	40.988	28.569	236.8	1:21:37.124								
36	2	1:34.859	23.545	41.802	29.512	234.8	59:44.522	42	1	1:44.497	27.001	46.124	31.372	178.8	1:23:21.621								
37	2	1:35.901	23.794	41.916	30.191	231.3	1:01:20.423	43	1	1:32.663	23.390	40.981	28.292	236.8	1:24:54.284								
38	2	1:43.164 B	23.586	41.899	37.679	233.3	1:03:03.587	44	1	1:32.026	23.091	40.765	28.170	237.9	1:26:26.310								
39	3	18:24.875	...	42.545	29.267	206.1	1:21:28.462	45	1	1:32.141	23.067	40.578	28.496	236.8	1:27:58.451								
40	3	1:40.139	23.287	43.777	33.075	233.3	1:23:08.601	46	1	1:32.292	23.054	40.830	28.408	237.4	1:29:30.743								
41	3	1:32.652	23.240	40.910	28.502	236.8	1:24:41.253	47	1	1:32.685	23.209	40.910	28.566	235.3	1:31:03.428								
42	3	1:37.748	23.070	40.679	33.999	237.4	1:26:19.001																
43	3	1:31.888	23.184	40.470	28.234	236.3	1:27:50.889																
44	3	1:33.232	23.520	40.772	28.940	233.3	1:29:24.121																
45	3	1:59.039 B	27.952	49.700	41.387	186.2	1:31:23.160																
81 Kessel Racing 1. Thomas KEMENATER 2. Matteo CRESSONI								Ferrari F458 Italia LMGT E															
1	1	2:23.316	1:05.067	47.412	30.837	181.8	2:23.316																
2	1	1:33.094	23.338	41.005	28.751	235.3	3:56.410																
3	1	1:32.624	23.248	40.909	28.467	236.8	5:29.034																
4	1	1:32.823	23.161	40.780	28.882	237.4	7:01.857																
5	1	1:32.223	23.284	40.656	28.283	238.4	8:34.080																
6	1	1:32.489	23.395	40.849	28.245	236.8	10:06.569																
85 Gulf Racing UK 1. Roald GOETHE 2. Stuart HALL								Aston Martin Vantage V8 LMGT E															
1	2	1:54.190	41.606	42.723	29.861	225.9	1:54.190																
2	2	1:39.135 B	24.384	41.289	33.462	222.2	3:33.325																
3	2	2:48.199	1:34.912	42.836	30.451	210.9	6:21.524																
4	2	1:31.387	23.225	40.300	27.862	233.3	7:52.911																
5	2	1:30.597	22.837	40.075	27.685	235.8	9:23.508																
6	2	1:33.719	22.861	40.777	30.081	232.8	10:57.227																
7	2	1:30.836	23.002	39.927	27.907	234.8	12:28.063																
8	2	1:36.809 B	23.186	40.583	33.040	236.3	14:04.872																
9	2	2:44.072	1:32.035	42.964	29.073	213.4	16:48.944																
10	2	1:31.545	22.974	40.605	27.966	237.4	18:20.489																
11	2	1:30.905	22.967	40.241	27.697	235.8	19:51.394																
12	2	1:32.996	23.038	41.757	28.201	229.3	21:24.390																
13	2	1:32.995	23.578	41.008	28.409	234.8	22:57.385																

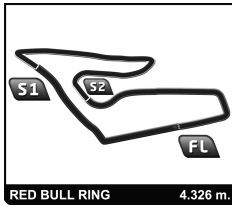


**EUROPEAN LE MANS SERIES
4 HOURS OF RED BULL RING**

Free Practice 2

Sector Analysis

							Personal Best		Session Best		B Crossing the finish line in pit lane				
Lap	D	Time	Sector 1	Sector 2	Sector 3	T. Spd	Elapsed	Lap	D	Time	Sector 1	Sector 2	Sector 3	T. Spd	Elapsed
14	2	1:30.637	22.982	39.944	27.711	237.9	24:28.022	21	1	1:35.054	23.475	42.075	29.504	232.8	1:23:04.659
15	2	1:31.720	22.820	40.527	28.373	236.8	25:59.742	22	1	1:34.961	23.678	41.591	29.692	232.8	1:24:39.620
16	2	1:35.091	B 22.859	39.902	32.330	235.8	27:34.833	23	1	1:34.671	23.633	41.273	29.765	237.4	1:26:14.291
17	1	7:33.717	6:18.888	44.535	30.294	208.5	35:08.550	24	1	1:36.010	23.476	41.689	30.845	234.8	1:27:50.301
18	1	1:37.928	24.848	43.230	29.850	223.6	36:46.478	25	1	1:36.779	24.095	42.617	30.067	230.8	1:29:27.080
19	1	1:37.070	23.811	43.288	29.971	230.3	38:23.548	26	1	1:35.250	24.143	41.819	29.288	221.3	1:31:02.330
20	1	1:37.776	23.925	43.553	30.298	221.3	40:01.324	<div style="border: 1px solid black; padding: 5px;"> 93 Pro GT by Almeras Porsche 997 GT3R 1.Franck PERERA 2.Matthieu VAXIVIERE 3.Henry HASSID GTC </div>							
21	1	1:37.090	24.065	43.151	29.874	229.8	41:38.414								
22	1	1:37.238	23.802	42.992	30.444	222.2	43:15.652								
23	1	1:39.194	24.049	44.088	31.057	218.2	44:54.846								
24	1	1:47.172	B 24.226	44.457	38.489	223.6	46:42.018								
25	1	2:50.060	1:36.858	43.220	29.982	211.8	49:32.078								
26	1	1:39.267	24.259	44.471	30.537	221.8	51:11.345								
27	1	1:37.175	24.478	42.710	29.987	229.8	52:48.520								
28	1	1:36.147	23.637	42.671	29.839	229.8	54:24.667								
29	1	1:36.823	23.843	42.888	30.092	228.8	56:01.490								
30	1	1:36.326	23.810	42.407	30.109	233.8	57:37.816								
31	1	1:36.847	24.588	42.780	29.479	230.3	59:14.663								
32	1	1:35.637	23.383	42.211	30.043	234.8	1:00:50.300								
33	1	1:35.274	23.474	42.350	29.450	232.8	1:02:25.574								
34	1	1:35.034	23.650	42.078	29.306	231.3	1:04:00.608								
35	1	1:33.646	23.227	41.414	29.005	236.8	1:05:34.254								
36	1	1:43.772	B 23.226	43.411	37.135	229.8	1:07:18.026								
37	3	8:10.563	6:56.502	45.363	28.698	186.9	1:15:28.589								
38	3	1:32.517	23.501	41.142	27.874	233.3	1:17:01.106								
39	3	1:32.101	23.203	41.043	27.855	233.3	1:18:33.207								
40	3	1:32.153	23.124	41.122	27.907	230.8	1:20:05.360								
41	3	1:32.049	22.838	40.921	28.290	235.8	1:21:37.409								
42	3	1:32.621	23.130	40.793	28.698	234.3	1:23:10.030								
43	3	1:31.941	23.191	40.923	27.827	232.8	1:24:41.971								
44	3	1:32.594	22.869	40.842	28.883	232.8	1:26:14.565								
45	3	1:33.999	23.338	41.876	28.785	230.3	1:27:48.564								
46	3	1:31.385	23.110	40.530	27.745	236.3	1:29:19.949								
47	3	1:31.184	22.975	40.396	27.813	236.8	1:30:51.133								
							<div style="border: 1px solid black; padding: 5px;"> 86 Gulf Racing UK Porsche 911 GT3 RSR 1.Michael WAINWRIGHT 2.Adam CARROLL 3.Michael MEADOWS LMGTE </div>								
1	2	2:27.092	1:04.990	51.028	31.074	133.8	2:27.092	21	1	1:35.054	23.475	42.075	29.504	232.8	1:23:04.659
2	2	1:39.597	24.721	45.428	29.448	177.0	4:06.689	22	1	1:34.961	23.678	41.591	29.692	232.8	1:24:39.620
3	2	1:35.416	23.681	42.596	29.139	214.3	5:42.105	23	1	1:34.671	23.633	41.273	29.765	237.4	1:26:14.291
4	2	1:41.252	25.746	45.833	29.673	177.0	7:23.357	24	1	1:36.010	23.476	41.689	30.845	234.8	1:27:50.301
5	2	1:41.987	B 23.357	43.825	34.805	225.0	9:05.344	25	1	1:36.779	24.095	42.617	30.067	230.8	1:29:27.080
6	2	3:52.991	2:38.389	46.014	28.588	219.1	12:58.335	26	1	1:35.250	24.143	41.819	29.288	221.3	1:31:02.330
7	2	3:01.386	B 23.185	1:29.636	1:08.565	234.8	15:59.721	<div style="border: 1px solid black; padding: 5px;"> 95 AF Corse Ferrari F458 Italia GT3 1.Adrien DE LEENER 2.Cedric SBIRRAZZUOLI GTC </div>							
8	1	46:04.723	...	42.815	29.759	204.9	1:02:04.444								
9	1	1:49.262	23.841	53.135	32.286	232.3	1:03:53.706								
10	1	1:36.145	23.875	42.277	29.993	232.3	1:05:29.851								
11	1	1:35.737	23.571	42.217	29.949	232.8	1:07:05.588								
12	1	1:35.017	24.039	41.577	29.401	236.3	1:08:40.605								
13	1	1:35.588	23.550	41.608	30.430	234.8	1:10:16.193								
14	1	1:35.160	23.910	41.834	29.416	234.8	1:11:51.353								
15	1	1:35.727	23.661	41.984	30.082	234.3	1:13:27.080								
16	1	1:34.769	23.751	41.780	29.238	232.8	1:15:01.849								
17	1	1:35.639	23.842	42.139	29.658	231.8	1:16:37.488								
18	1	1:36.198	24.017	42.561	29.620	234.8	1:18:13.686								
19	1	1:38.540	23.893	41.739	32.908	234.3	1:19:52.226								
20	1	1:37.379	24.989	42.640	29.750	221.3	1:21:29.605								
21	1	1:35.054	23.475	42.075	29.504	232.8	1:23:04.659								
22	1	1:34.961	23.678	41.591	29.692	232.8	1:24:39.620								
23	1	1:34.671	23.633	41.273	29.765	237.4	1:26:14.291								
24	1	1:36.010	23.476	41.689	30.845	234.8	1:27:50.301								
25	1	1:36.779	24.095	42.617	30.067	230.8	1:29:27.080								
26	1	1:35.250	24.143	41.819	29.288	221.3	1:31:02.330								
1	1	2:42.093	1:14.895	52.064	35.134	149.8	2:42.093								
2	1	1:36.194	23.400	43.898	28.896	221.8	4:18.287								
3	1	1:33.952	23.185	41.962	28.805	228.3	5:52.239								
4	1	1:32.610	23.269	40.795	28.546	235.3	7:24.849								
5	1	1:32.914	23.068	41.083	28.763	236.8	8:57.763								
6	1	1:45.396	27.583	48.993	28.820	142.3	10:43.159								
7	1	1:32.642	23.088	40.483	29.071	234.3	12:15.801								
8	1	1:40.356	B 23.601	41.161	35.594	231.3	13:56.157								
9	3	3:55.368	2:42.594	43.295	29.479	223.1	17:51.525								
10	3	1:35.170	23.699	42.378	29.093	233.8	19:26.695								
11	3	1:34.170	23.498	41.265	29.407	233.3	21:00.865								
12	3	1:35.206	23.679	41.421	30.106	217.3	22:36.071								
13	3	1:33.766	23.283	41.392	29.091	235.3	24:09.837								
14	3	1:33.813	23.199	41.054	29.560	236.3	25:43.650								
15	3	1:41.540	B 23.614	41.440	36.486	234.8	27:25.190								
16	2	4:24.019	3:11.700	42.759	29.560	201.1	31:49.209								
17	2	1:35.521	23.412	41.853	30.256	234.8	33:24.730								
18	2	1:34.776	23.239	41.430	30.107	235.8	34:59.506								
19	2	1:41.639	25.737	45.757	30.145	171.2	36:41.145								
20	2	1:34.431	23.358	41.447	29.626	234.8	38:15.576								
21	2	1:35.389	23.946	42.148	29.295	217.3	39:50.965								
22	2	1:32.969	23.330	40.919	28.720	235.3	41:23.934								
23	2	1:40.834	B 23.337	41.346	36.151	236.3	43:04.768								
24	1	3:36.486	1:59.204	1:04.674	32.608	155.8	46:41.254								
25	1	1:38.067	23.775	44.646	29.646	201.5	48:19.321								
26	1	1:33.297	23.264	41.068	28.965	235.8	49:52.618								
27	1	1:33.233	23.326	41.019	28.888	233.8	51:25.851								
28	1	1:32.962	23.286	40.858	28.818	234.3	52:58.813								
29	1	1:44.641	27.084	45.116	32.441	163.1	54:43.454								
30	1	1:34.183	23.249	41.049	29.885	231.8	56:17.637								
31	1	1:41.530	B 23.629	41.789	36.112	231.3	57:59.167								
32	1	4:33.753	3:21.918	42.314	29.521	226.4	1:02:32.920								
33	1	1:35.591	24.095	41.958	29.538	228.8	1:04:08.511								
34	1	1:34.897	23.583	42.015	29.299	235.3	1:05:43.408								
35	1	1:35.461	24.238	41.739	29.484	229.3	1:07:18.869								
36	1	1:34.386	23.317	41.687	29.382	236.3	1:08:53.255								
37	1	1:34.790	23.578	41.849	29.363	234.3	1:10:28.045								
38	1	1:49.916	B 23.403	48.227	38.286	235.8	1:12:17.961								
39	2	5:55.263	4:34.967	47.967	32.329	175.0	1:18:13.224								
40	2	1:44.842	26.715	47.005	31.122	179.1	1:19:58.066								
41	2	1:37.526	24.359	43.329	29.838	216.0	1:21:35.592								
42	2	1:35.890	23.491	41.727	30.672	236.3	1:23:11.482								
43	2	1:45.545	B 23.221	41.807	40.517	239.5	1:24:57.027								
1	2	3:09.092	1:55.883	42.666	30.543	211.4	3:09.092								
2	2	1:34.386	23.404	41.582	29.400	236.3	4:43.478								

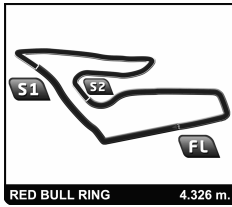


EUROPEAN LE MANS SERIES
4 HOURS OF RED BULL RING

Free Practice 2

Sector Analysis

										Personal Best	Session Best	B Crossing the finish line in pit lane										
Lap	D	Time	Sector 1	Sector 2	Sector 3	T. Spd	Elapsed	Lap	D	Time	Sector 1	Sector 2	Sector 3	T. Spd	Elapsed							
3	2	1:33.748	23.415	41.525	28.808	235.3	6:17.226	10	1	1:32.640	23.056	40.956	28.628	238.9	30:35.193							
4	2	1:33.574	23.331	41.574	28.669	236.8	7:50.800	11	1	1:37.399 B	23.062	40.770	33.567	238.9	32:12.592							
5	2	1:32.332	22.913	40.666	28.753	238.4	9:23.132	12	2	5:11.999	3:59.996	42.054	29.949	230.8	37:24.591							
6	2	1:38.701 B	23.063	42.666	32.972	231.3	11:01.833	13	2	1:33.792	23.182	41.393	29.217	238.4	38:58.383							
7	2	4:18.117	3:03.394	43.699	31.024	229.3	15:19.950	14	2	1:34.149	23.516	41.450	29.183	234.3	40:32.532							
8	2	1:35.759	23.694	41.990	30.075	234.8	16:55.709	15	2	1:35.277	23.073	42.648	29.556	237.9	42:07.809							
9	2	1:34.703	23.669	41.592	29.442	235.8	18:30.412	16	2	1:33.524	23.742	40.926	28.856	236.3	43:41.333							
10	2	1:38.090	23.887	43.245	30.958	235.3	20:08.502	17	2	1:40.155 B	23.155	40.788	36.212	237.4	45:21.488							
11	2	1:35.652	23.952	42.163	29.537	237.4	21:44.154	18	3	2:46.484	1:35.080	41.953	29.451	230.3	48:07.972							
12	2	1:35.301	23.477	41.491	30.333	237.9	23:19.455	19	3	1:35.341	23.999	42.163	29.179	234.8	49:43.313							
13	2	1:34.421	23.957	41.152	29.312	239.5	24:53.876	20	3	1:34.286	23.483	41.911	28.892	235.8	51:17.599							
14	2	1:33.823	23.481	41.034	29.308	236.8	26:27.699	21	3	1:34.384	23.350	42.077	28.957	237.4	52:51.983							
15	2	1:34.230	23.378	41.524	29.328	238.4	28:01.929	22	3	1:34.284	23.534	41.255	29.495	237.4	54:26.267							
16	2	1:33.671	23.325	41.090	29.256	237.4	29:35.600	23	3	1:39.775 B	23.448	41.949	34.378	239.5	56:06.042							
17	2	1:34.241	23.256	41.196	29.789	237.9	31:09.841	24	2	5:02.827	3:50.990	41.986	29.851	232.8	1:01:08.869							
18	2	1:33.260	23.189	40.953	29.118	237.9	32:43.101	25	2	1:35.605	24.320	42.013	29.272	237.4	1:02:44.474							
19	2	1:39.554 B	23.395	41.506	34.653	236.8	34:22.655	26	2	1:33.326	23.273	41.119	28.934	226.4	1:04:17.800							
20	2	4:04.487	2:53.087	41.993	29.407	233.3	38:27.142	27	2	1:32.601	22.999	40.950	28.652	239.5	1:05:50.401							
21	2	1:34.557	23.485	41.131	29.941	238.4	40:01.699	28	2	1:32.967	23.008	41.133	28.826	241.1	1:07:23.368							
22	2	1:37.803	24.139	43.529	30.135	223.1	41:39.502	29	2	1:33.373	22.997	41.210	29.166	238.9	1:08:56.741							
23	2	1:41.462	24.574	45.007	31.881	179.7	43:20.964	30	2	1:32.673	23.049	40.899	28.725	240.0	1:10:29.414							
24	2	1:38.332	23.244	41.861	33.227	240.0	44:59.296	31	2	1:38.738 B	23.137	41.336	34.265	240.0	1:12:08.152							
25	2	1:35.614	23.318	42.034	30.262	240.5	46:34.910	32	3	2:58.086	1:44.689	42.038	31.359	231.8	1:15:06.238							
26	2	1:37.387	23.290	44.304	29.793	238.4	48:12.297	33	3	1:37.048	24.258	43.555	29.235	235.8	1:16:43.286							
27	2	1:39.702 B	23.634	42.113	33.955	217.7	49:51.999	34	3	1:34.421	23.392	41.893	29.136	238.9	1:18:17.707							
28	2	7:03.277	5:52.137	41.899	29.241	228.8	56:55.276	35	3	1:34.351	23.317	41.761	29.273	235.3	1:19:52.058							
29	2	1:33.650	23.177	41.831	28.642	229.3	58:28.926	36	3	1:34.146	23.322	41.701	29.123	240.0	1:21:26.204							
30	2	1:32.897	22.995	41.278	28.624	238.9	1:00:01.823	37	3	1:33.264	23.330	41.046	28.888	240.0	1:22:59.468							
31	2	1:32.523	22.955	40.928	28.640	239.5	1:01:34.346	38	3	1:34.226	23.435	41.576	29.215	240.5	1:24:33.694							
32	2	1:36.973	23.751	40.910	32.312	235.8	1:03:11.319	39	3	1:34.750	23.274	42.126	29.350	241.6	1:26:08.444							
33	2	1:37.026	22.881	44.775	29.370	240.0	1:04:48.345	40	3	1:34.022	23.491	41.322	29.209	237.9	1:27:42.466							
34	2	1:35.119	23.092	41.679	30.348	239.5	1:06:23.464	41	3	1:33.391	23.208	41.427	28.756	238.9	1:29:15.857							
35	2	1:33.213	22.999	41.611	28.603	240.5	1:07:56.677	42	3	1:33.280	23.184	41.204	28.892	240.5	1:30:49.137							
36	2	1:32.775	22.910	41.164	28.701	240.0	1:09:29.452	99 ART Grand Prix 1. Ricardo GONZALEZ 2. Karim AJLANI 3. Alex BRUNDLE McLaren MP4 12C GT3 GTC														
37	2	1:42.290 B	25.088	41.798	35.404	236.3	1:11:11.742	1	3	4:42.774	3:26.888	45.776	30.110	198.9	4:42.774							
38	2	6:03.925	4:50.730	42.906	30.289	232.3	1:17:15.667	2	3	1:39.524	23.987	45.164	30.373	211.8	6:22.298							
39	2	1:34.911	23.760	41.498	29.653	237.4	1:18:50.578	3	3	1:35.718	23.772	42.426	29.520	226.4	7:58.016							
40	2	1:35.520	23.703	41.941	29.876	236.8	1:20:26.098	4	3	1:35.369	23.727	42.689	28.953	197.1	9:33.385							
41	2	1:34.848	23.504	41.887	29.457	240.0	1:22:00.946	5	3	1:43.811 B	24.385	43.966	35.460	191.2	11:17.196							
42	2	1:35.644	23.358	42.887	29.399	239.5	1:23:36.590	6	3	12:37.173	...	42.747	28.825	228.3	23:54.369							
43	2	1:36.393	25.165	41.676	29.552	237.9	1:25:12.983	7	3	1:33.587	23.187	41.129	29.271	237.9	25:27.956							
44	2	1:33.630	23.247	41.275	29.108	240.0	1:26:46.613	8	3	1:33.543	23.962	40.921	28.660	236.8	27:01.499							
45	2	1:35.371	23.194	41.951	30.226	238.9	1:28:21.984	9	3	1:33.474	23.118	41.136	29.220	238.4	28:34.973							
46	2	1:34.422	23.202	41.654	29.566	238.9	1:29:56.406	10	3	1:46.540	23.233	53.559	29.748	236.8	30:21.513							
47	2	1:33.967	23.180	41.354	29.433	239.5	1:31:30.373	11	3	1:32.951	23.052	40.932	28.967	237.9	31:54.464							
98 ART Grand Prix 1. Kevin KORJUS 2. Grégoire DEMOUSTIER 3. Yann GOUDY McLaren MP4 12C GT3 GTC																						
1	3	5:00.930	3:38.535	49.232	33.163	150.4	5:00.930	12	3	1:43.019 B	23.350	42.396	37.273	237.9	33:37.483							
2	3	1:46.548	27.310	46.736	32.502	187.5	6:47.478	13	1	6:00.608	4:49.112	42.215	29.281	229.3	39:38.091							
3	3	1:44.971	26.351	46.593	32.027	172.8	8:32.449	14	1	1:33.963	23.636	41.124	29.203	235.3	41:12.054							
4	3	1:42.997	26.445	45.172	31.380	166.9	10:15.446	15	1	1:33.299	23.339	41.133	28.827	236.8	42:45.353							
5	3	1:54.997 B	27.409	47.658	39.930	146.9	12:10.443	16	1	1:33.840	23.520	41.579	28.741	236.3	44:19.193							
6	1	12:13.339	...	42.201	29.056	225.9	24:23.782	17	1	1:33.678	23.202	41.607	28.869	235.8	45:52.871							
7	1	1:33.055	23.447	41.045	28.563	236.3	25:56.837	18	1	1:39.482 B	23.408	41.221	34.853	236.3	47:32.353							
8	1	1:32.891	23.246	40.927	28.718	238.4	27:29.728	19	1	3:10.891	1:57.263	44.094	29.534	215.1	50:43.244							
9	1	1:32.825	23.254	40.835	28.736	237.4	29:02.553	20	1	1:36.515	23.812	42.931	29.772	233.8	52:19.759							
								21	1	1:35.088	23.545	41.964	29.579	232.3	53:54.847							



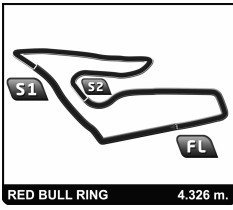
EUROPEAN LE MANS SERIES 4 HOURS OF RED BULL RING

Free Practice 2

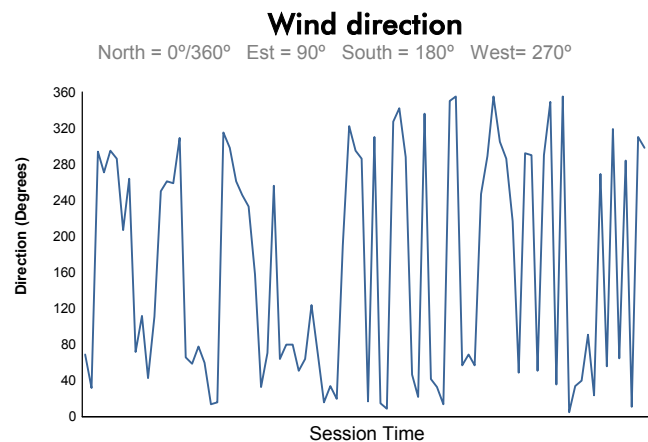
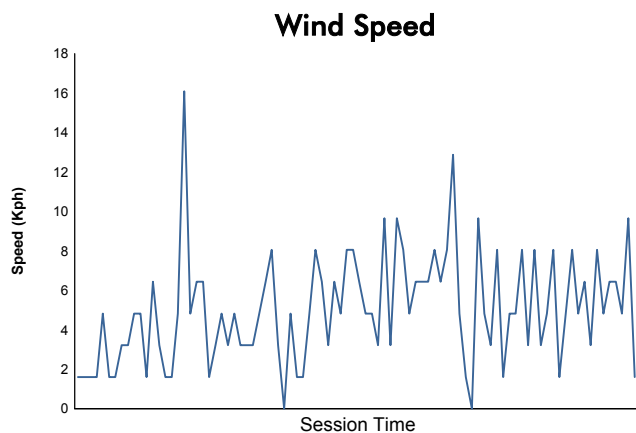
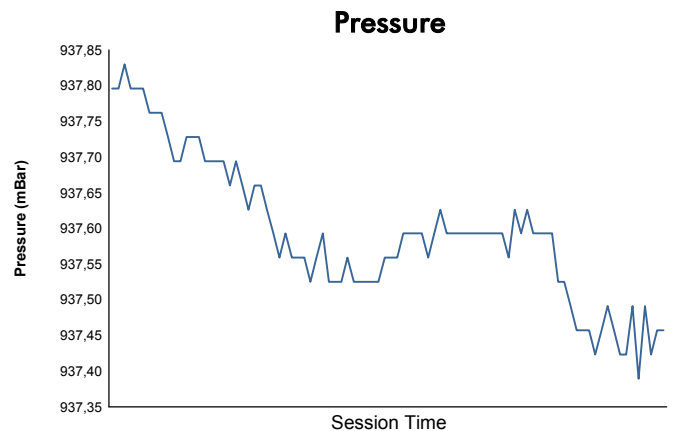
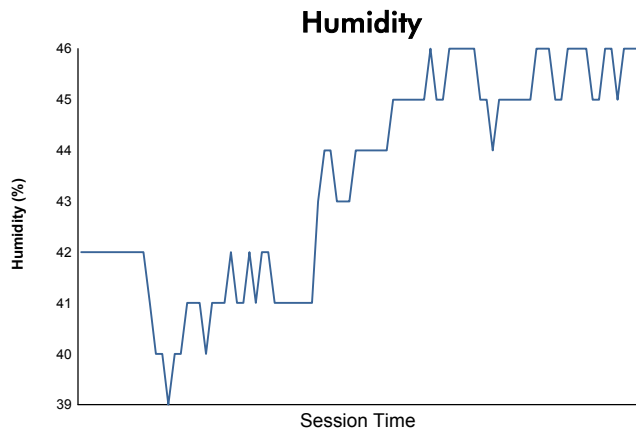
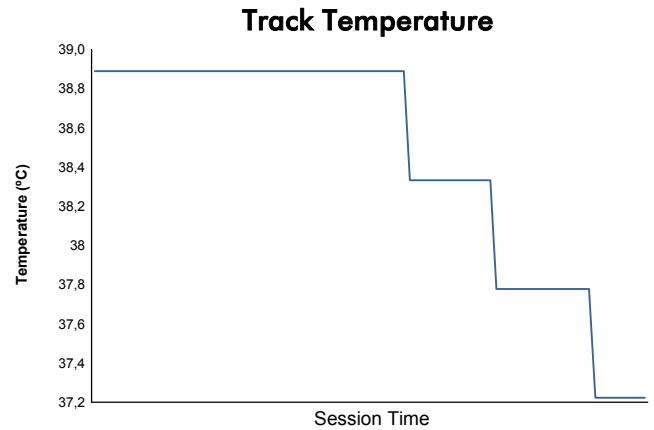
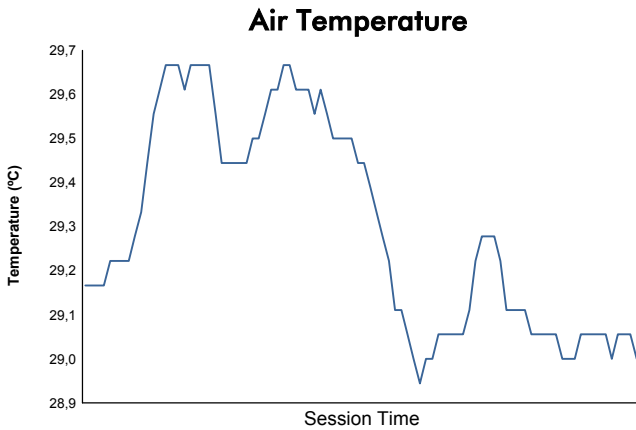
Sector Analysis

Lap	D	Time	Sector 1	Sector 2	Sector 3	T. Spd	Elapsed	Lap	D	Time	Sector 1	Sector 2	Sector 3	T. Spd	Elapsed
22	1	1:36.003	23.304	42.011	30.688	239.5	55:30.850								
23	1	1:35.263	23.489	41.734	30.040	237.4	57:06.113								
24	1	1:34.776	23.404	41.844	29.528	238.4	58:40.889								
25	1	1:34.648	23.233	41.534	29.881	239.5	1:00:15.537								
26	1	1:39.901 B	23.182	41.452	35.267	240.0	1:01:55.438								
27	2	2:55.970	1:45.117	41.510	29.343	227.8	1:04:51.408								
28	2	1:33.608	23.515	41.225	28.868	237.9	1:06:25.016								
29	2	1:33.257	23.142	41.286	28.829	238.9	1:07:58.273								
30	2	1:34.644	23.129	41.540	29.975	238.4	1:09:32.917								
31	2	1:33.968	23.273	41.331	29.364	238.4	1:11:06.885								
32	2	1:43.757 B	23.162	41.596	38.999	238.9	1:12:50.642								
33	2	3:37.199	2:23.904	43.743	29.552	213.4	1:16:27.841								
34	2	1:34.397	23.390	41.628	29.379	237.4	1:18:02.238								
35	2	1:34.569	23.263	41.421	29.885	241.1	1:19:36.807								
36	2	1:33.563	23.133	41.225	29.205	240.0	1:21:10.370								
37	2	1:35.620	23.679	42.380	29.561	232.3	1:22:45.990								
38	2	1:43.505	23.192	49.325	30.988	240.0	1:24:29.495								
39	2	1:34.054	23.264	41.567	29.223	235.8	1:26:03.549								
40	2	1:34.250	23.408	41.668	29.174	235.8	1:27:37.799								
41	2	1:33.971	23.252	41.768	28.951	238.9	1:29:11.770								
42	2	1:33.578	23.188	41.387	29.003	235.8	1:30:45.348								

■ Personal Best
 ■ Session Best
 B Crossing the finish line in pit lane



Computerised results and timing service
4 HOURS OF RED BULL RING
EUROPEAN LE MANS SERIES
Free Practice 2
Weather Report



Track Status:

DRY