

EUROPEAN LE MANS SERIES

4 HOURS OF ESTORIL

Free Practice 1

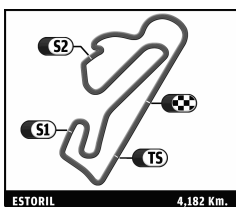
Final Classification

Nr.	Team	Drivers	Car	Cl	Ty	Time	Lap	Total	Gap	Kph	
1	48	Murphy Prototypes	P. DERANI / J. LITTLEJOHN / A. WELLS	Oreca 03R - Nissan	LMP2	D	1:33.381	31	33	-	161.2
2	38	Jota Sport	S. DOLAN / H. TINCINNELL / F. ALBUQUERQUE	Zytek Z11SN - Nissan	LMP2	D	1:33.434	22	37	+0.053	161.1
3	46	Thiriet by TDS Racing	P. THIRIET / L. BADEY / T. GOMMENDY	Ligier JS P2 - Nissan	LMP2	D	1:33.839	31	36	+0.458	160.4
4	28	Greaves Motorsport	L. BACHETA / M. SHULZHITSKY	Zytek Z11SN - Nissan	LMP2	D	1:33.923	32	35	+0.542	160.3
5	36	Signatech Alpine	P. CHATIN / N. PANCIATICI / O. WEBB	Alpine A450b - Nissan	LMP2	D	1:34.025	32	39	+0.644	160.1
6	43	Newblood By Morand Racing	C. KLIEN / G. HIRSCH / P. RAGUES	Morgan - Judd	LMP2	D	1:36.148	39	41	+2.767	156.6
7	24	Sebastien Loeb Racing	V. CAPILLAIRE / J. ERIKSSON	Oreca 03R - Nissan	LMP2	M	1:36.304	27	31	+2.923	156.3
8	41	Greaves Motorsport	M. McMURRY / M. FAISCA / J. FLETCHER	Zytek Z11SN - Nissan	LMP2	D	1:36.607	29	31	+3.226	155.8
9	29	Pegasus Racing	J. SCHELL / N. LEUTWILER / J. COLEMAN	Morgan - Nissan	LMP2	D	1:37.758	23	37	+4.377	154.0
10	34	Race Performance	M. FREY / F. MAILLEUX / P. NIEDERHAUSER	Oreca 03 - Judd	LMP2	D	1:38.329	33	35	+4.948	153.1
11	72	SMP Racing	A. BERTOLINI / V. SHAITAR / S. ZLOBIN	Ferrari F458 Italia	LMGTE	M	1:39.162	23	30	+5.781	151.8
12	85	Gulf Racing UK	R. GOETHE / S. HALL / D. BROWN	Aston Martin Vantage V8	LMGTE	M	1:39.833	22	35	+6.452	150.8
13	57	SMP Racing	B. ROTENBERG / M. SALO / M. MEDIANI	Ferrari F458 Italia GT3	GTC	M	1:40.523	21	31	+7.142	149.8
14	70	AF Corse	F. PERRODO / E. COLLARD / Y. MALLEGOL	Ferrari F458 Italia	LMGTE	M	1:40.714	22	39	+7.333	149.5
15	60	Formula Racing	J. LAURSEN / M. MAC / J. MAGNUSSEN	Ferrari F458 Italia GT3	GTC	M	1:40.776	21	24	+7.395	149.4
16	76	IMSA Performance Matmut	R. NARAC / N. ARMINDO / C. NIELSEN	Porsche 911 GT3 RSR	LMGTE	M	1:41.108	30	36	+7.727	148.9
17	55	AF Corse	D. CAMERON / M. GRIFFIN / M. RUGOLO	Ferrari F458 Italia	LMGTE	M	1:41.160	16	30	+7.779	148.8
18	54	AF Corse	P. PERAZZINI / M. CIOCI / M. LYONS	Ferrari F458 Italia	LMGTE	M	1:41.225	37	38	+7.844	148.7
19	95	AF Corse	A. DE LEENER / C. SBIRRAZZUOLI	Ferrari F458 Italia GT3	GTC	M	1:41.326	34	37	+7.945	148.6
20	87	BMW Sport Trophy Marc VDS	B. LEINDERS / M. PALTALLA / H. HASSID	BMW Z4 GT3	GTC	M	1:41.403	32	37	+8.022	148.5
21	98	ART Grand Prix	K. KORJUS / G. DEMOUSTIER / Y. GOUDY	McLaren MP4 12C GT3	GTC	M	1:41.512	10	11	+8.131	148.3
22	56	AT Racing	A. TALKANITSA / A. TALKANITSA JR. / P. KAFFER	Ferrari F458 Italia	LMGTE	M	1:41.975	33	37	+8.594	147.6
23	66	JMW Motorsport	D. MCKENZIE / G. RICHARDSON / D. ZAMPIERI	Ferrari F458 Italia	LMGTE	M	1:41.980	35	37	+8.599	147.6
24	99	ART Grand Prix	R. GONZALEZ / K. AJLANI / A. BRUNDLE	McLaren MP4 12C GT3	GTC	M	1:42.293	19	22	+8.912	147.2
25	78	Team Russia By Barewell	L. MACHITSKI / T. SARDAROV / J. COCKER	BMW Z4 GT3	GTC	M	1:42.372	20	37	+8.991	147.1
26	63	AF Corse	M. RASMUSSEN / F. BARREIROS / F. GUEDES	Ferrari F458 Italia GT3	GTC	M	1:42.756	25	30	+9.375	146.5
27	59	Team Sofrev-ASP	C. BOURRET / P. GIBON / J. BELLOC	Ferrari F458 Italia GT3	GTC	M	1:42.774	21	37	+9.393	146.5
28	67	IMSA Performance Matmut	E. MARIS / J. MERLIN / E. HELARY	Porsche 911 GT3 RSR	LMGTE	M	1:42.901	15	28	+9.520	146.3
29	86	Gulf Racing UK	M. WAINWRIGHT / A. CARROLL / B. BARKER	Porsche 911 RSR	LMGTE	M	1:43.049	16	33	+9.668	146.1
30	75	Prospeed Competition	M. VAN SPLUNTEREN / G. VANNELET / M. SOULET	Porsche GT3 R	GTC	M	1:43.205	11	32	+9.824	145.9
31	58	Team Sofrev-ASP	F. BARTHEZ / A. PONS / S. AYARI	Ferrari F458 Italia	LMGTE	M	1:43.644	35	37	+10.263	145.3
32	92	Ombra Racing	M. CORDONI / M. ZANUTTINI / A. MONTERMINI	Ferrari F458 Italia GT3	GTC	M	1:48.804	32	34	+15.423	138.4
33	73	SMP Racing	O. BERETTA / D. MARKOZOV / A. LADYGIN	Ferrari F458 Italia GT3	GTC	M	1:50.009	11	17	+16.628	136.9
34	71	SMP Racing	K. LADYGIN / A. BASOV / L. PERSIANI	Ferrari F458 Italia GT3	GTC	M	1:50.054	16	21	+16.673	136.8
35	80	Kessel Racing	M. BRONISZEWSKI / G. PICCINI	Ferrari F458 Italia	LMGTE	M		25			

Fastest Lap	Lap 31	Pipo DERANI	1:33.381	161.2 Kph
--------------------	--------	-------------	-----------------	-----------

NR 80 ALL LAPTIMES DELETED DUE TO STEWARDS DECISION NR 10
 NR 41, 54, 57, 66, 76 AND 86 SOME LAPTIMES DELETED DUE TO OVERSPEEDING IN PITLANE

Published at:	Track Temp: 26.11 °C	Air Temp: 21.61 °C	Track Status: WET
Stewards:	Timekeeper:		



EUROPEAN LE MANS SERIES

4 HOURS OF ESTORIL

Free Practice 1

Final Classification by Class

Nr.	Team	Drivers	Car	Ty	Time	Lap	Total	Gap	Kph
LMP2									
1	48 Murphy Prototypes	P. DERANI / J. LITTLEJOHN / A. WELLS	Oreca 03R - Nissan	D	1:33.381	31	33		161.2
2	38 Jota Sport	S. DOLAN / H. TINCKNELL / F. ALBUQUERQUE	Zytek Z11SN - Nissan	D	1:33.434	22	37	+0.053	+0.053 161.1
3	46 Thiriet by TDS Racing	P. THIRIET / L. BADEY / T. GOMMENDY	Ligier JS P2 - Nissan	D	1:33.839	31	36	+0.458	+0.405 160.4
4	28 Greaves Motorsport	L. BACHETA / M. SHULZHITSKY	Zytek Z11SN - Nissan	D	1:33.923	32	35	+0.542	+0.084 160.3
5	36 Signatech Alpine	P. CHATIN / N. PANCIATICI / O. WEBB	Alpine A450b - Nissan	D	1:34.025	32	39	+0.644	+0.102 160.1
6	43 Newblood By Morand Racing	C. KLIEN / G. HIRSCH / P. RAGUES	Morgan - Judd	D	1:36.148	39	41	+2.767	+2.123 156.6
7	24 Sebastien Loeb Racing	V. CAPILLAIRE / J. ERIKSSON	Oreca 03R - Nissan	M	1:36.304	27	31	+2.923	+0.156 156.3
8	41 Greaves Motorsport	M. McMURRY / M. FAISCA / J. FLETCHER	Zytek Z11SN - Nissan	D	1:36.607	29	31	+3.226	+0.303 155.8
9	29 Pegasus Racing	J. SCHELL / N. LEUTWILER / J. COLEMAN	Morgan - Nissan	D	1:37.758	23	37	+4.377	+1.151 154.0
10	34 Race Performance	M. FREY / F. MAILLEUX / P. NIEDERHAUSER	Oreca 03 - Judd	D	1:38.329	33	35	+4.948	+0.571 153.1
LMGTE									
1	72 SMP Racing	A. BERTOLINI / V. SHAITAR / S. ZLOBIN	Ferrari F458 Italia	M	1:39.162	23	30		151.8
2	85 Gulf Racing UK	R. GOETHE / S. HALL / D. BROWN	Aston Martin Vantage V8	M	1:39.833	22	35	+0.671	+0.671 150.8
3	70 AF Corse	F. PERRODO / E. COLLARD / Y. MALLEGOL	Ferrari F458 Italia	M	1:40.714	22	39	+1.552	+0.881 149.5
4	76 IMSA Performance Matmut	R. NARAC / N. ARMINDO / C. NIELSEN	Porsche 911 GT3 RSR	M	1:41.108	30	36	+1.946	+0.394 148.9
5	55 AF Corse	D. CAMERON / M. GRIFFIN / M. RUGOLO	Ferrari F458 Italia	M	1:41.160	16	30	+1.998	+0.052 148.8
6	54 AF Corse	P. PERAZZINI / M. CIOCI / M. LYONS	Ferrari F458 Italia	M	1:41.225	37	38	+2.063	+0.065 148.7
7	56 AT Racing	A. TALKANITSA / A. TALKANITSA JR. / P. KAFFER	Ferrari F458 Italia	M	1:41.975	33	37	+2.813	+0.750 147.6
8	66 JMW Motorsport	D. MCKENZIE / G. RICHARDSON / D. ZAMPIERI	Ferrari F458 Italia	M	1:41.980	35	37	+2.818	+0.005 147.6
9	67 IMSA Performance Matmut	E. MARIS / J. MERLIN / E. HELARY	Porsche 911 GT3 RSR	M	1:42.901	15	28	+3.739	+0.921 146.3
10	86 Gulf Racing UK	M. WAINWRIGHT / A. CARROLL / B. BARKER	Porsche 911 RSR	M	1:43.049	16	33	+3.887	+0.148 146.1
11	58 Team Sofrev-ASP	F. BARTHEZ / A. PONS / S. AYARI	Ferrari F458 Italia	M	1:43.644	35	37	+4.482	+0.595 145.3
12	80 Kessel Racing	M. BRONISZEWSKI / G. PICCINI	Ferrari F458 Italia	M			25		
CTC									
1	57 SMP Racing	B. ROTENBERG / M. SALO / M. MEDIANI	Ferrari F458 Italia GT3	M	1:40.523	21	31		149.8
2	60 Formula Racing	J. LAURSEN / M. MAC / J. MAGNUSSEN	Ferrari F458 Italia GT3	M	1:40.776	21	24	+0.253	+0.253 149.4
3	95 AF Corse	A. DE LEENER / C. SBIRAZZUOLI	Ferrari F458 Italia GT3	M	1:41.326	34	37	+0.803	+0.550 148.6
4	87 BMW Sport Trophy Marc VDS	B. LEINDERS / M. PALTALLA / H. HASSID	BMW Z4 GT3	M	1:41.403	32	37	+0.880	+0.077 148.5
5	98 ART Grand Prix	K. KORJUS / G. DEMOUSTIER / Y. GOUDY	McLaren MP4 12C GT3	M	1:41.512	10	11	+0.989	+0.109 148.3
6	99 ART Grand Prix	R. GONZALEZ / K. AJLANI / A. BRUNDLE	McLaren MP4 12C GT3	M	1:42.293	19	22	+1.770	+0.781 147.2
7	78 Team Russia By Barewell	L. MACHITSKI / T. SARDAROV / J. COCKER	BMW Z4 GT3	M	1:42.372	20	37	+1.849	+0.079 147.1
8	63 AF Corse	M. RASMUSSEN / F. BARREIROS / F. GUEDES	Ferrari F458 Italia GT3	M	1:42.756	25	30	+2.233	+0.384 146.5
9	59 Team Sofrev-ASP	C. BOURRET / P. GIBON / J. BELLOC	Ferrari F458 Italia GT3	M	1:42.774	21	37	+2.251	+0.018 146.5
10	75 Prospeed Competition	M. VAN SPLUNTEREN / G. VANNELET / M. SOULET	Porsche GT3 R	M	1:43.205	11	32	+2.682	+0.431 145.9
11	92 Ombra Racing	M. CORDONI / M. ZANUTINI / A. MONTERMINI	Ferrari F458 Italia GT3	M	1:48.804	32	34	+8.281	+5.599 138.4
12	73 SMP Racing	O. BERETTA / D. MARKOZOV / A. LADYGIN	Ferrari F458 Italia GT3	M	1:50.009	11	17	+9.486	+1.205 136.9
13	71 SMP Racing	K. LADYGIN / A. BASOV / L. PERSIANI	Ferrari F458 Italia GT3	M	1:50.054	16	21	+9.531	+0.045 136.8

NR 80 ALL LAPTIMES DELETED DUE TO STEWARDS DECISION NR 10
NR 41, 54, 57, 66, 76 AND 86 SOME LAPTIMES DELETED DUE TO OVERSPEEDING IN PITLANE

Published at:

Track Temp: **26.11 °C**

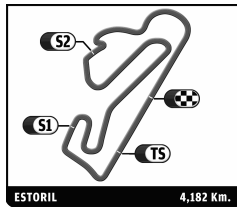
Air Temp: **21.61 °C**

Track Status:

WET

Stewards

Timekeeper:



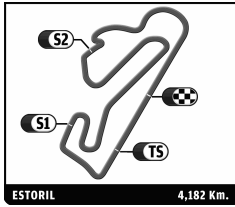
EUROPEAN LE MANS SERIES

4 HOURS OF ESTORIL

Free Practice 1

Final Classification by Driver Fastest Lap

Nr	Team	Car	Class	Driver	Time	Lap	Total	Gap	Kph		
1	48	Murphy Prototypes	Oreca 03R - Nissan	LMP2	Pipo DERANI	1:33.381	9	11		161.2	
2	38	Jota Sport	Zytek Z11SN - Nissan	LMP2	Filipe ALBUQUERQUE	1:33.434	10	11	0.053	0.053	161.1
3	46	Thiriet by TDS Racing	Ligier JS P2 - Nissan	LMP2	Tristan GOMMENDY	1:33.839	7	9	0.458	0.405	160.4
4	28	Greaves Motorsport	Zytek Z11SN - Nissan	LMP2	Luciano BACHETA	1:33.923	16	19	0.542	0.084	160.3
5	36	Signatech Alpine	Alpine A450b - Nissan	LMP2	Oliver WEBB	1:34.025	12	15	0.644	0.102	160.1
6	36	Signatech Alpine	Alpine A450b - Nissan	LMP2	Nelson PANCIATICI	1:35.063	9	11	1.682	1.038	158.4
7	46	Thiriet by TDS Racing	Ligier JS P2 - Nissan	LMP2	Pierre THIRIET	1:35.274	4	12	1.893	0.211	158.0
8	38	Jota Sport	Zytek Z11SN - Nissan	LMP2	Simon DOLAN	1:35.812	11	14	2.431	0.538	157.1
9	43	Newblood By Morand Racing	Morgan - Judd	LMP2	Pierre RAGUES	1:36.148	15	17	2.767	0.336	156.6
10	24	Sebastien Loeb Racing	Oreca 03R - Nissan	LMP2	Jimmy ERIKSSON	1:36.304	17	18	2.923	0.156	156.3
11	41	Greaves Motorsport	Zytek Z11SN - Nissan	LMP2	Matthew McMURRY	1:36.607	9	11	3.226	0.303	155.8
12	28	Greaves Motorsport	Zytek Z11SN - Nissan	LMP2	Mark SHULZHITSKIY	1:36.700	15	16	3.319	0.093	155.7
13	36	Signatech Alpine	Alpine A450b - Nissan	LMP2	Paul-Loup CHATIN	1:36.986	11	13	3.605	0.286	155.2
14	29	Pegasus Racing	Morgan - Nissan	LMP2	Nicolas LEUTWILER	1:37.758	9	10	4.377	0.772	154.0
15	48	Murphy Prototypes	Oreca 03R - Nissan	LMP2	James LITTLEJOHN	1:37.801	5	8	4.420	0.043	153.9
16	38	Jota Sport	Zytek Z11SN - Nissan	LMP2	Harry TINCKNELL	1:37.843	11	12	4.462	0.042	153.9
17	24	Sebastien Loeb Racing	Oreca 03R - Nissan	LMP2	Vincent CAPILLAIRE	1:38.044	12	13	4.663	0.201	153.6
18	29	Pegasus Racing	Morgan - Nissan	LMP2	Jonathan COLEMAN	1:38.072	7	13	4.691	0.028	153.5
19	34	Race Performance	Oreca 03 - Judd	LMP2	Michel FREY	1:38.329	9	11	4.948	0.257	153.1
20	34	Race Performance	Oreca 03 - Judd	LMP2	Patric NIEDERHAUSER	1:38.459	9	10	5.078	0.130	152.9
21	46	Thiriet by TDS Racing	Ligier JS P2 - Nissan	LMP2	Ludovic BADEY	1:38.852	14	15	5.471	0.393	152.3
22	72	SMP Racing	Ferrari F458 Italia	LMGTE	Andrea BERTOLINI	1:39.162	13	15	5.781	0.310	151.8
23	34	Race Performance	Oreca 03 - Judd	LMP2	Franck MAILLEUX	1:39.733	10	14	6.352	0.571	151.0
24	85	Gulf Racing UK	Aston Martin Vantage V8	LMGTE	Stuart HALL	1:39.833	8	11	6.452	0.100	150.8
25	43	Newblood By Morand Racing	Morgan - Judd	LMP2	Gary HIRSCH	1:39.897	12	13	6.516	0.064	150.7
26	57	SMP Racing	Ferrari F458 Italia GT3	GTC	Mika SALO	1:40.523	3	7	7.142	0.626	149.8
27	70	AF Corse	Ferrari F458 Italia	LMGTE	Emmanuel COLLARD	1:40.714	19	20	7.333	0.191	149.5
28	60	Formula Racing	Ferrari F458 Italia GT3	GTC	Mikkel MAC	1:40.776	7	10	7.395	0.062	149.4
29	76	IMSA Performance Matmut	Porsche 911 GT3 RSR	LMGTE	Nicolas ARMINDO	1:41.108	9	11	7.727	0.332	148.9
30	55	AF Corse	Ferrari F458 Italia	LMGTE	Ferruccio RUGOLO	1:41.160	8	11	7.779	0.052	148.8
31	54	AF Corse	Ferrari F458 Italia	LMGTE	Marco CIOCI	1:41.225	21	22	7.844	0.065	148.7
32	95	AF Corse	Ferrari F458 Italia GT3	GTC	Cedric SBIRRAZZUOLI	1:41.326	17	20	7.945	0.101	148.6
33	87	BMW Sport Trophy Marc VDS	BMW Z4 GT3	GTC	Bas LEINDERS	1:41.403	10	15	8.022	0.077	148.5
34	98	ART Grand Prix	McLaren MP4 12C GT3	GTC	Kevin KORJUS	1:41.512	9	10	8.131	0.109	148.3
35	72	SMP Racing	Ferrari F458 Italia	LMGTE	Sergey ZLOBIN	1:41.590	8	11	8.209	0.078	148.2
36	29	Pegasus Racing	Morgan - Nissan	LMP2	Julian SCHELL	1:41.831	12	14	8.450	0.241	147.8
37	56	AT Racing	Ferrari F458 Italia	LMGTE	Pierre KAFFER	1:41.975	24	25	8.594	0.144	147.6
38	66	JMW Motorsport	Ferrari F458 Italia	LMGTE	Daniel ZAMPIERI	1:41.980	11	13	8.599	0.005	147.6
39	99	ART Grand Prix	McLaren MP4 12C GT3	GTC	Alex BRUNDLE	1:42.293	9	12	8.912	0.313	147.2
40	78	Team Russia By Barewell	BMW Z4 GT3	GTC	Jonathan COCKER	1:42.372	8	9	8.991	0.079	147.1
41	70	AF Corse	Ferrari F458 Italia	LMGTE	Yannick MALLEGOL	1:42.493	13	14	9.112	0.121	146.9
42	66	JMW Motorsport	Ferrari F458 Italia	LMGTE	Daniel MCKENZIE	1:42.571	10	11	9.190	0.078	146.8
43	54	AF Corse	Ferrari F458 Italia	LMGTE	Piergiuseppe PERAZZINI	1:42.665	11	14	9.284	0.094	146.6
44	63	AF Corse	Ferrari F458 Italia GT3	GTC	Mads RASMUSSEN	1:42.756	6	11	9.375	0.091	146.5
45	59	Team Sofrev-ASP	Ferrari F458 Italia GT3	GTC	Jean-Philippe BELLOC	1:42.774	12	13	9.393	0.018	146.5
46	87	BMW Sport Trophy Marc VDS	BMW Z4 GT3	GTC	Henry HASSID	1:42.874	13	15	9.493	0.100	146.3
47	67	IMSA Performance Matmut	Porsche 911 GT3 RSR	LMGTE	Eric HELARY	1:42.901	7	9	9.520	0.027	146.3
48	86	Gulf Racing UK	Porsche 911 RSR	LMGTE	Adam CARROLL	1:43.049	16	17	9.668	0.148	146.1
49	75	Prospeed Competition	Porsche GT3 R	GTC	Maxime SOULET	1:43.205	11	13	9.824	0.156	145.9
50	76	IMSA Performance Matmut	Porsche 911 GT3 RSR	LMGTE	Raymond NARAC	1:43.475	10	11	10.094	0.270	145.5
51	58	Team Sofrev-ASP	Ferrari F458 Italia	LMGTE	Fabien BARTHEZ	1:43.644	15	17	10.263	0.169	145.3
52	95	AF Corse	Ferrari F458 Italia GT3	GTC	Adrien DE LEENER	1:43.950	16	17	10.569	0.306	144.8
53	70	AF Corse	Ferrari F458 Italia	LMGTE	François PERRODO	1:44.074	3	5	10.693	0.124	144.7
54	66	JMW Motorsport	Ferrari F458 Italia	LMGTE	George RICHARDSON	1:44.150	12	13	10.769	0.076	144.6
55	48	Murphy Prototypes	Oreca 03R - Nissan	LMP2	Anthony WELLS	1:44.226	13	14	10.845	0.076	144.4
56	43	Newblood By Morand Racing	Morgan - Judd	LMP2	Christian KLIEN	1:44.450	9	11	11.069	0.224	144.1
57	78	Team Russia By Barewell	BMW Z4 GT3	GTC	Timur SARDAROV	1:44.466	13	16	11.085	0.016	144.1
58	75	Prospeed Competition	Porsche GT3 R	GTC	Max VAN SPLUNTEREN	1:44.501	8	9	11.120	0.035	144.1
59	85	Gulf Racing UK	Aston Martin Vantage V8	LMGTE	Daniel BROWN	1:44.523	13	14	11.142	0.022	144.0
60	78	Team Russia By Barewell	BMW Z4 GT3	GTC	Leonid MACHITSKI	1:44.899	11	12	11.518	0.376	143.5
61	55	AF Corse	Ferrari F458 Italia	LMGTE	Duncan CAMERON	1:45.015	6	11	11.634	0.116	143.4
62	75	Prospeed Competition	Porsche GT3 R	GTC	Gilles VANNELET	1:45.023	9	10	11.642	0.008	143.4
63	56	AT Racing	Ferrari F458 Italia	LMGTE	Alexander TALKANITSA	1:45.588	2	3	12.207	0.565	142.6
64	76	IMSA Performance Matmut	Porsche 911 GT3 RSR	LMGTE	Christina NIELSEN	1:45.749	11	14	12.368	0.161	142.4
65	58	Team Sofrev-ASP	Ferrari F458 Italia	LMGTE	Anthony PONS	1:46.174	10	11	12.793	0.425	141.8
66	59	Team Sofrev-ASP	Ferrari F458 Italia GT3	GTC	Pascal GIBON	1:46.201	9	10	12.820	0.027	141.8
67	63	AF Corse	Ferrari F458 Italia GT3	GTC	Filipe BARREIROS	1:46.306	11	12	12.925	0.105	141.6
68	59	Team Sofrev-ASP	Ferrari F458 Italia GT3	GTC	Christophe BOURRET	1:46.688	11	14	13.307	0.382	141.1



EUROPEAN LE MANS SERIES

4 HOURS OF ESTORIL

Free Practice 1

Final Classification by Driver Fastest Lap

Nr	Team	Car	Class	Driver	Time	Lap	Total	Gap	Kph	
69	86 Gulf Racing UK	Porsche 911 RSR	LMGTE	Michael WAINWRIGHT	1:47.502	15	16	14.121	0.814	140.0
70	41 Greaves Motorsport	Zytek Z11SN - Nissan	LMP2	Miguel FAISCA	1:47.688	3	9	14.307	0.186	139.8
71	85 Gulf Racing UK	Aston Martin Vantage V8	LMGTE	Roald GOETHE	1:48.194	9	10	14.813	0.506	139.2
72	55 AF Corse	Ferrari F458 Italia	LMGTE	Matt GRIFFIN	1:48.479	7	8	15.098	0.285	138.8
73	92 Ombra Racing	Ferrari F458 Italia GT3	GTC	Marco ZANUTTINI	1:48.804	11	13	15.423	0.325	138.4
74	72 SMP Racing	Ferrari F458 Italia	LMGTE	Viktor SHAITAR	1:49.627	3	4	16.246	0.823	137.3
75	73 SMP Racing	Ferrari F458 Italia GT3	GTC	David MARKOZOV	1:50.009	11	12	16.628	0.382	136.9
76	71 SMP Racing	Ferrari F458 Italia GT3	GTC	Kirill LADYGIN	1:50.054	2	7	16.673	0.045	136.8
77	67 IMSA Performance Matmut	Porsche 911 GT3 RSR	LMGTE	Erik MARIS	1:50.259	11	12	16.878	0.205	136.5
78	58 Team Sofrev-ASP	Ferrari F458 Italia	LMGTE	Soheil AYARI	1:50.605	6	9	17.224	0.346	136.1
79	67 IMSA Performance Matmut	Porsche 911 GT3 RSR	LMGTE	Jean-Marc MERLIN	1:50.786	6	7	17.405	0.181	135.9
80	92 Ombra Racing	Ferrari F458 Italia GT3	GTC	Mario CORDONI	1:50.965	12	13	17.584	0.179	135.7
81	60 Formula Racing	Ferrari F458 Italia GT3	GTC	Jan MAGNUSSEN	1:51.380	12	14	17.999	0.415	135.2
82	56 AT Racing	Ferrari F458 Italia	LMGTE	Alexander TALKANITSA JR	1:52.446	7	9	19.065	1.066	133.9
83	57 SMP Racing	Ferrari F458 Italia GT3	GTC	Boris ROTENBERG	1:52.539	14	15	19.158	0.093	133.8
84	73 SMP Racing	Ferrari F458 Italia GT3	GTC	Anton LADYGIN	1:52.574	2	5	19.193	0.035	133.7
85	71 SMP Racing	Ferrari F458 Italia GT3	GTC	Luca PERSIANI	1:52.635	2	9	19.254	0.061	133.7
86	87 BMW Sport Trophy Marc VDS	BMW Z4 GT3	GTC	Markus PALTALLA	1:53.579	4	7	20.198	0.944	132.6
87	57 SMP Racing	Ferrari F458 Italia GT3	GTC	Maurizio MEDIANI	1:53.591	3	9	20.210	0.012	132.5
88	63 AF Corse	Ferrari F458 Italia GT3	GTC	Francisco GUEDES	1:53.915	4	7	20.534	0.324	132.2
89	71 SMP Racing	Ferrari F458 Italia GT3	GTC	Aleksey BASOV	1:53.979	2	5	20.598	0.064	132.1
90	99 ART Grand Prix	McLaren MP4 12C GT3	GTC	Ricardo GONZALEZ	1:54.264	2	6	20.883	0.285	131.8
91	92 Ombra Racing	Ferrari F458 Italia GT3	GTC	Andrea MONTERMINI	1:54.304	6	8	20.923	0.040	131.7
92	99 ART Grand Prix	McLaren MP4 12C GT3	GTC	Karim AJLANI	1:56.473	3	4	23.092	2.169	129.3
80	Kessel Racing	Ferrari F458 Italia	LMGTE	Michael BRONISZEWSKI			9			
80	Kessel Racing	Ferrari F458 Italia	LMGTE	Giacomo PICCINI			16			
41	Greaves Motorsport	Zytek Z11SN - Nissan	LMP2	James FLETCHER			11			
54	AF Corse	Ferrari F458 Italia	LMGTE	Michael LYONS			2			
86	Gulf Racing UK	Porsche 911 RSR	LMGTE	Ben BARKER						
98	ART Grand Prix	McLaren MP4 12C GT3	GTC	Grégoire DEMOUSTIER						
98	ART Grand Prix	McLaren MP4 12C GT3	GTC	Yann GOUDY			1			
60	Formula Racing	Ferrari F458 Italia GT3	GTC	Johnny LAURSEN						
73	SMP Racing	Ferrari F458 Italia GT3	GTC	Olivier BERETTA						

Published at:

Track Temp: **26.11 °C**

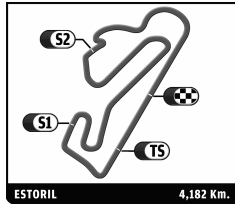
Air Temp: **21.61 °C**

Track Status:

WET

Stewards:

Timekeeper:



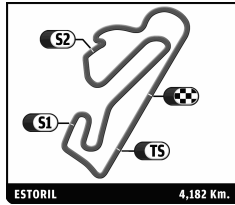
EUROPEAN LE MANS SERIES

4 HOURS OF ESTORIL

After Free Practice 1

Final Classification by Driver And Class Fastest Lap

Nr	Team	Car	Class	Driver	Time	Laps	Gap	Kph	Session
LMP2									
1	48 Murphy Prototypes	Oreca 03R - Nissan	LMP2	Pipo DERANI	1:33.381	11		161.2	Free Practice 1
2	38 Jota Sport	Zytek Z11SN - Nissan	LMP2	Filipe ALBUQUERQUE	1:33.434	11	0.053	161.1	Free Practice 1
3	46 Thiriet by TDS Racing	Ligier JS P2 - Nissan	LMP2	Tristan GOMMENDY	1:33.839	9	0.458	160.4	Free Practice 1
4	28 Greaves Motorsport	Zytek Z11SN - Nissan	LMP2	Luciano BACHETA	1:33.923	19	0.542	160.3	Free Practice 1
5	36 Signatech Alpine	Alpine A450b - Nissan	LMP2	Oliver WEBB	1:34.025	15	0.644	160.1	Free Practice 1
6	36 Signatech Alpine	Alpine A450b - Nissan	LMP2	Nelson PANCIATICI	1:35.063	11	1.682	158.4	Free Practice 1
7	46 Thiriet by TDS Racing	Ligier JS P2 - Nissan	LMP2	Pierre THIRIET	1:35.274	12	1.893	158.0	Free Practice 1
8	38 Jota Sport	Zytek Z11SN - Nissan	LMP2	Simon DOLAN	1:35.812	14	2.431	157.1	Free Practice 1
9	43 Newblood By Morand Racing	Morgan - Judd	LMP2	Pierre RAGUES	1:36.148	17	2.767	156.6	Free Practice 1
10	24 Sebastien Loeb Racing	Oreca 03R - Nissan	LMP2	Jimmy ERIKSSON	1:36.304	18	2.923	156.3	Free Practice 1
11	41 Greaves Motorsport	Zytek Z11SN - Nissan	LMP2	Matthew McMURRY	1:36.607	11	3.226	155.8	Free Practice 1
12	28 Greaves Motorsport	Zytek Z11SN - Nissan	LMP2	Mark SHULZHITSKIY	1:36.700	16	3.319	155.7	Free Practice 1
13	36 Signatech Alpine	Alpine A450b - Nissan	LMP2	Paul-Loup CHATIN	1:36.986	13	3.605	155.2	Free Practice 1
14	29 Pegasus Racing	Morgan - Nissan	LMP2	Nicolas LEUTWILER	1:37.758	10	4.377	154.0	Free Practice 1
15	48 Murphy Prototypes	Oreca 03R - Nissan	LMP2	James LITTLEJOHN	1:37.801	8	4.420	153.9	Free Practice 1
16	38 Jota Sport	Zytek Z11SN - Nissan	LMP2	Harry TINCKNELL	1:37.843	12	4.462	153.9	Free Practice 1
17	24 Sebastien Loeb Racing	Oreca 03R - Nissan	LMP2	Vincent CAPILLAIRE	1:38.044	13	4.663	153.6	Free Practice 1
18	29 Pegasus Racing	Morgan - Nissan	LMP2	Jonathan COLEMAN	1:38.072	13	4.691	153.5	Free Practice 1
19	34 Race Performance	Oreca 03 - Judd	LMP2	Michel FREY	1:38.329	11	4.948	153.1	Free Practice 1
20	34 Race Performance	Oreca 03 - Judd	LMP2	Patric NIEDERHAUSER	1:38.459	10	5.078	152.9	Free Practice 1
21	46 Thiriet by TDS Racing	Ligier JS P2 - Nissan	LMP2	Ludovic BADEY	1:38.852	15	5.471	152.3	Free Practice 1
22	34 Race Performance	Oreca 03 - Judd	LMP2	Franck MAILLEUX	1:39.733	14	6.352	151.0	Free Practice 1
23	43 Newblood By Morand Racing	Morgan - Judd	LMP2	Gary HIRSCH	1:39.897	13	6.516	150.7	Free Practice 1
24	29 Pegasus Racing	Morgan - Nissan	LMP2	Julien SCHELL	1:41.831	14	8.450	147.8	Free Practice 1
25	48 Murphy Prototypes	Oreca 03R - Nissan	LMP2	Anthony WELLS	1:44.226	14	10.845	144.4	Free Practice 1
26	43 Newblood By Morand Racing	Morgan - Judd	LMP2	Christian KLIEN	1:44.450	11	11.069	144.1	Free Practice 1
27	41 Greaves Motorsport	Zytek Z11SN - Nissan	LMP2	Miguel FAISCA	1:47.688	9	14.307	139.8	Free Practice 1
41	Greaves Motorsport	Zytek Z11SN - Nissan	LMP2	James FLETCHER		11			
LMGTE									
1	72 SMP Racing	Ferrari F458 Italia	LMGTE	Andrea BERTOLINI	1:39.162	15		151.8	Free Practice 1
2	85 Gulf Racing UK	Aston Martin Vantage V8	LMGTE	Stuart HALL	1:39.833	11	0.671	150.8	Free Practice 1
3	70 AF Corse	Ferrari F458 Italia	LMGTE	Emmanuel COLLARD	1:40.714	20	1.552	149.5	Free Practice 1
4	76 IMSA Performance Matmut	Porsche 911 GT3 RSR	LMGTE	Nicolas ARMINDO	1:41.108	11	1.946	148.9	Free Practice 1
5	55 AF Corse	Ferrari F458 Italia	LMGTE	Michele RUGOLO	1:41.160	11	1.998	148.8	Free Practice 1
6	54 AF Corse	Ferrari F458 Italia	LMGTE	Marco CIOCI	1:41.225	22	2.063	148.7	Free Practice 1
7	72 SMP Racing	Ferrari F458 Italia	LMGTE	Sergey ZLOBIN	1:41.590	11	2.428	148.2	Free Practice 1
8	56 AT Racing	Ferrari F458 Italia	LMGTE	Pierre KAFFER	1:41.975	25	2.813	147.6	Free Practice 1
9	66 JMW Motorsport	Ferrari F458 Italia	LMGTE	Daniel ZAMPIERI	1:41.980	13	2.818	147.6	Free Practice 1
10	70 AF Corse	Ferrari F458 Italia	LMGTE	Yannick MALLEGOL	1:42.493	14	3.331	146.9	Free Practice 1
11	66 JMW Motorsport	Ferrari F458 Italia	LMGTE	Daniel MCKENZIE	1:42.571	11	3.409	146.8	Free Practice 1
12	54 AF Corse	Ferrari F458 Italia	LMGTE	Piergiuseppe PERAZZINI	1:42.665	14	3.503	146.6	Free Practice 1
13	67 IMSA Performance Matmut	Porsche 911 GT3 RSR	LMGTE	Eric HELARY	1:42.901	9	3.739	146.3	Free Practice 1
14	86 Gulf Racing UK	Porsche 911 RSR	LMGTE	Adam CARROLL	1:43.049	17	3.887	146.1	Free Practice 1
15	76 IMSA Performance Matmut	Porsche 911 GT3 RSR	LMGTE	Raymond NARAC	1:43.475	11	4.313	145.5	Free Practice 1
16	58 Team Sofrev-ASP	Ferrari F458 Italia	LMGTE	Fabien BARTHEZ	1:43.644	17	4.482	145.3	Free Practice 1
17	70 AF Corse	Ferrari F458 Italia	LMGTE	François PERRODO	1:44.074	5	4.912	144.7	Free Practice 1
18	66 JMW Motorsport	Ferrari F458 Italia	LMGTE	George RICHARDSON	1:44.150	13	4.988	144.6	Free Practice 1
19	85 Gulf Racing UK	Aston Martin Vantage V8	LMGTE	Daniel BROWN	1:44.523	14	5.361	144.0	Free Practice 1
20	55 AF Corse	Ferrari F458 Italia	LMGTE	Duncan CAMERON	1:45.015	11	5.853	143.4	Free Practice 1
21	56 AT Racing	Ferrari F458 Italia	LMGTE	Alexander TALKANITSA	1:45.588	3	6.426	142.6	Free Practice 1
22	76 IMSA Performance Matmut	Porsche 911 GT3 RSR	LMGTE	Christina NIELSEN	1:45.749	14	6.587	142.4	Free Practice 1
23	58 Team Sofrev-ASP	Ferrari F458 Italia	LMGTE	Anthony PONS	1:46.174	11	7.012	141.8	Free Practice 1
24	86 Gulf Racing UK	Porsche 911 RSR	LMGTE	Michael WAINWRIGHT	1:47.502	16	8.340	140.0	Free Practice 1
25	85 Gulf Racing UK	Aston Martin Vantage V8	LMGTE	Road GOETHE	1:48.194	10	9.032	139.2	Free Practice 1
26	55 AF Corse	Ferrari F458 Italia	LMGTE	Matt GRIFFIN	1:48.479	8	9.317	138.8	Free Practice 1
27	72 SMP Racing	Ferrari F458 Italia	LMGTE	Viktor SHAITAR	1:49.627	4	10.465	137.3	Free Practice 1
28	67 IMSA Performance Matmut	Porsche 911 GT3 RSR	LMGTE	Erik MARIS	1:50.259	12	11.097	136.5	Free Practice 1
29	58 Team Sofrev-ASP	Ferrari F458 Italia	LMGTE	Soheil AYARI	1:50.605	9	11.443	136.1	Free Practice 1
30	76 IMSA Performance Matmut	Porsche 911 GT3 RSR	LMGTE	Jean-Marc MERLIN	1:50.786	7	11.624	135.9	Free Practice 1
31	56 AT Racing	Ferrari F458 Italia	LMGTE	Alexander TALKANITSA JR	1:52.446	9	13.284	133.9	Free Practice 1



EUROPEAN LE MANS SERIES

4 HOURS OF ESTORIL

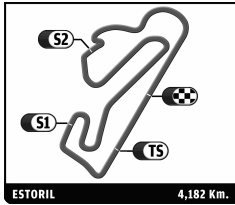
After Free Practice 1

Final Classification by Driver And Class Fastest Lap

Nr	Team	Car	Class	Driver	Time	Laps	Gap	Kph	Session
86	Gulf Racing UK	Porsche 911 RSR	LMGTE	Ben BARKER					
80	Kessel Racing	Ferrari F458 Italia	LMGTE	Giacomo PICCINI		16			
80	Kessel Racing	Ferrari F458 Italia	LMGTE	Michael BRONISZEWSKI		9			
54	AF Corse	Ferrari F458 Italia	LMGTE	Michael LYONS		2			
GTC									
1	57 SMP Racing	Ferrari F458 Italia GT3	GTC	Mika SALO	1:40.523	7		149.8	Free Practice 1
2	60 Formula Racing	Ferrari F458 Italia GT3	GTC	Mikkel MAC	1:40.776	10	0.253	149.4	Free Practice 1
3	95 AF Corse	Ferrari F458 Italia GT3	GTC	Cedric SBIRRAZZUOLI	1:41.326	20	0.803	148.6	Free Practice 1
4	87 BMW Sport Trophy Marc VDS	BMW Z4 GT3	GTC	Bas LEINDERS	1:41.403	15	0.880	148.5	Free Practice 1
5	98 ART Grand Prix	McLaren MP4 12C GT3	GTC	Kevin KORJUS	1:41.512	10	0.989	148.3	Free Practice 1
6	99 ART Grand Prix	McLaren MP4 12C GT3	GTC	Alex BRUNDLE	1:42.293	12	1.770	147.2	Free Practice 1
7	78 Team Russia By Barewell	BMW Z4 GT3	GTC	Jonathan COCKER	1:42.372	9	1.849	147.1	Free Practice 1
8	63 AF Corse	Ferrari F458 Italia GT3	GTC	Mads RASMUSSEN	1:42.756	11	2.233	146.5	Free Practice 1
9	59 Team Sofrev-ASP	Ferrari F458 Italia GT3	GTC	Jean-Philippe BELLOC	1:42.774	13	2.251	146.5	Free Practice 1
10	87 BMW Sport Trophy Marc VDS	BMW Z4 GT3	GTC	Henry HASSID	1:42.874	15	2.351	146.3	Free Practice 1
11	75 Prospeed Competition	Porsche GT3 R	GTC	Maxime SOULET	1:43.205	13	2.682	145.9	Free Practice 1
12	95 AF Corse	Ferrari F458 Italia GT3	GTC	Adrien DE LEENER	1:43.950	17	3.427	144.8	Free Practice 1
13	78 Team Russia By Barewell	BMW Z4 GT3	GTC	Timur SARDAROV	1:44.466	16	3.943	144.1	Free Practice 1
14	75 Prospeed Competition	Porsche GT3 R	GTC	Max VAN SPLUNTEREN	1:44.501	9	3.978	144.1	Free Practice 1
15	78 Team Russia By Barewell	BMW Z4 GT3	GTC	Leonid MACHITSKI	1:44.899	12	4.376	143.5	Free Practice 1
16	75 Prospeed Competition	Porsche GT3 R	GTC	Gilles VANNELET	1:45.023	10	4.500	143.4	Free Practice 1
17	59 Team Sofrev-ASP	Ferrari F458 Italia GT3	GTC	Pascal GIBON	1:46.201	10	5.678	141.8	Free Practice 1
18	63 AF Corse	Ferrari F458 Italia GT3	GTC	Filipe BARREIROS	1:46.306	12	5.783	141.6	Free Practice 1
19	59 Team Sofrev-ASP	Ferrari F458 Italia GT3	GTC	Christophe BOURRET	1:46.688	14	6.165	141.1	Free Practice 1
20	92 Ombra Racing	Ferrari F458 Italia GT3	GTC	Marco ZANUTTINI	1:48.804	13	8.281	138.4	Free Practice 1
21	73 SMP Racing	Ferrari F458 Italia GT3	GTC	David MARKOZOV	1:50.009	12	9.486	136.9	Free Practice 1
22	71 SMP Racing	Ferrari F458 Italia GT3	GTC	Kirill LADYGIN	1:50.054	7	9.531	136.8	Free Practice 1
23	92 Ombra Racing	Ferrari F458 Italia GT3	GTC	Mario CORDONI	1:50.965	13	10.442	135.7	Free Practice 1
24	60 Formula Racing	Ferrari F458 Italia GT3	GTC	Jan MAGNUSSEN	1:51.380	14	10.857	135.2	Free Practice 1
25	57 SMP Racing	Ferrari F458 Italia GT3	GTC	Boris ROTENBERG	1:52.539	15	12.016	133.8	Free Practice 1
26	73 SMP Racing	Ferrari F458 Italia GT3	GTC	Anton LADYGIN	1:52.574	5	12.051	133.7	Free Practice 1
27	71 SMP Racing	Ferrari F458 Italia GT3	GTC	Luca PERSIANI	1:52.635	9	12.112	133.7	Free Practice 1
28	87 BMW Sport Trophy Marc VDS	BMW Z4 GT3	GTC	Markus PALTALLA	1:53.579	7	13.056	132.6	Free Practice 1
29	57 SMP Racing	Ferrari F458 Italia GT3	GTC	Maurizio MEDIANI	1:53.591	9	13.068	132.5	Free Practice 1
30	63 AF Corse	Ferrari F458 Italia GT3	GTC	Francisco GUEDES	1:53.915	7	13.392	132.2	Free Practice 1
31	71 SMP Racing	Ferrari F458 Italia GT3	GTC	Aleksey BASOV	1:53.979	5	13.456	132.1	Free Practice 1
32	99 ART Grand Prix	McLaren MP4 12C GT3	GTC	Ricardo GONZALEZ	1:54.264	6	13.741	131.8	Free Practice 1
33	92 Ombra Racing	Ferrari F458 Italia GT3	GTC	Andrea MONTERMINI	1:54.304	8	13.781	131.7	Free Practice 1
34	99 ART Grand Prix	McLaren MP4 12C GT3	GTC	Karim AJLANI	1:56.473	4	15.950	129.3	Free Practice 1
	98 ART Grand Prix	McLaren MP4 12C GT3	GTC	Yann GOUDY		1			
	98 ART Grand Prix	McLaren MP4 12C GT3	GTC	Grégoire DEMOUSTIER					
	73 SMP Racing	Ferrari F458 Italia GT3	GTC	Olivier BERETTA					
	60 Formula Racing	Ferrari F458 Italia GT3	GTC	Johnny LAURSEN					

Published at:

Stewards:	Timekeeper:
------------------	--------------------



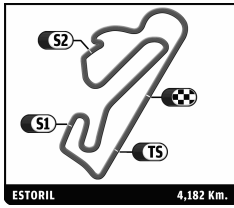
EUROPEAN LE MANS SERIES

4 HOURS OF ESTORIL

Free Practice 1

Best Sector Times

SECTOR 1			SECTOR 2			SECTOR 3			Pos	Team	Cl	Ideal Lap	Best Lap
Pos	Driver	Time	Driver	Time	Driver	Time	Pos	Team					
1	28 L.BACHETA	18.979	38 F.ALBUQUERQUE	45.010	48 P.DERANI	28.886	1	48 Murphy Prototypes	LMP2	1'33.120	1:33.381 (1)		
2	48 P.DERANI	19.113	48 P.DERANI	45.121	38 F.ALBUQUERQUE	28.974	2	38 Jota Sport	LMP2	1'33.168	1:33.434 (2)		
3	38 F.ALBUQUERQUE	19.184	36 O.WEBB	45.271	36 O.WEBB	28.987	3	36 Signatech Alpine	LMP2	1'33.551	1:34.025 (5)		
4	46 T.GOMMENDY	19.193	46 P.THIRIET	45.421	46 T.GOMMENDY	29.016	4	28 Greaves Motorsport	LMP2	1'33.574	1:33.923 (4)		
5	36 O.WEBB	19.293	28 L.BACHETA	45.469	28 L.BACHETA	29.126	5	46 Thiriet by TDS Racing	LMP2	1'33.630	1:33.839 (3)		
6	24 V.CAPILLAIRE	19.572	24 J.ERIKSSON	46.257	43 P.RAGUES	29.775	6	43 Newblood By Morand Racing	LMP2	1'35.831	1:36.148 (6)		
7	41 M.McMURRY	19.677	43 P.RAGUES	46.357	41 M.McMURRY	29.844	7	24 Sebastien Loeb Racing	LMP2	1'36.149	1:36.304 (7)		
8	43 P.RAGUES	19.699	41 M.McMURRY	46.806	29 N.LEUTWILER	30.288	8	41 Greaves Motorsport	LMP2	1'36.327	1:36.607 (8)		
9	29 J.COLEMAN	19.927	34 M.FREY	47.184	24 J.ERIKSSON	30.320	9	29 Pegasus Racing	LMP2	1'37.567	1:37.758 (9)		
10	34 M.FREY	20.050	29 J.COLEMAN	47.352	34 F.MAILLEUX	30.536	10	34 Race Performance	LMP2	1'37.770	1:38.329 (10)		
11	72 A.BERTOLINI	20.260	72 A.BERTOLINI	47.621	72 A.BERTOLINI	30.902	11	72 SMP Racing	LMGTE	1'38.783	1:39.162 (11)		
12	57 M.SALO	20.393	85 S.HALL	47.835	85 S.HALL	31.190	12	85 Gulf Racing UK	LMGTE	1'39.674	1:39.833 (12)		
13	99 A.BRUNDLER	20.414	55 M.RUGOLO	48.106	54 M.CIOCI	31.493	13	57 SMP Racing	GTC	1'40.234	1:40.523 (13)		
14	60 M.MAC	20.417	70 E.COLLARD	48.157	57 M.SALO	31.507	14	54 AF Corse	LMGTE	1'40.303	1:41.225 (19)		
15	55 M.RUGOLO	20.481	54 M.CIOCI	48.253	76 N.ARMINDO	31.619	15	55 AF Corse	LMGTE	1'40.432	1:41.160 (18)		
16	95 C.SBIRRAZZUOLI	20.545	60 M.MAC	48.284	70 E.COLLARD	31.670	16	70 AF Corse	LMGTE	1'40.461	1:40.714 (14)		
17	63 M.RASMUSSEN	20.554	57 M.SALO	48.334	87 B.LEINDERS	31.780	17	60 Formula Racing	GTC	1'40.561	1:40.776 (15)		
18	54 M.CIOCI	20.557	80 G.PICCINI	48.616	95 C.SBIRRAZZUOLI	31.807	18	76 IMSA Performance Matmut	LMGTE	1'41.013	1:41.108 (16)		
19	76 N.ARMINDO	20.574	98 K.KORJUS	48.625	56 P.KAFFER	31.843	19	80 Kessel Racing	LMGTE	1'41.142	1:41.142 (17)		
20	56 P.KAFFER	20.607	66 D.ZAMPIERI	48.645	55 M.RUGOLO	31.845	20	95 AF Corse	GTC	1'41.213	1:41.326 (20)		
21	70 E.COLLARD	20.634	87 B.LEINDERS	48.775	60 M.MAC	31.860	21	87 BMW Sport Trophy Marc VDS	GTC	1'41.219	1:41.403 (21)		
22	85 S.HALL	20.649	76 N.ARMINDO	48.820	80 G.PICCINI	31.872	22	56 AT Racing	LMGTE	1'41.353	1:41.975 (23)		
23	80 G.PICCINI	20.654	95 C.SBIRRAZZUOLI	48.861	86 A.CARROLL	31.945	23	98 ART Grand Prix	GTC	1'41.357	1:41.512 (22)		
24	66 D.ZAMPIERI	20.658	56 P.KAFFER	48.903	99 A.BRUNDLER	31.960	24	66 JMW Motorsport	LMGTE	1'41.401	1:41.980 (24)		
25	87 B.LEINDERS	20.664	78 J.COCKER	49.031	78 J.COCKER	32.026	25	99 ART Grand Prix	GTC	1'41.486	1:42.293 (25)		
26	98 K.KORJUS	20.705	99 A.BRUNDLER	49.112	98 K.KORJUS	32.027	26	78 Team Russia By Barewell	GTC	1'42.372	1:42.372 (26)		
27	75 M.VAN SPLINTEREN	21.005	67 E.HELARY	49.151	66 D.ZAMPIERI	32.098	27	75 Prospeed Competition	GTC	1'42.709	1:43.205 (31)		
28	67 E.HELARY	21.110	59 J.BELLOC	49.370	59 J.BELLOC	32.278	28	63 AF Corse	GTC	1'42.750	1:42.756 (27)		
29	59 J.BELLOC	21.126	75 M.SOULET	49.371	75 M.SOULET	32.333	29	59 Team Sofrev-ASP	GTC	1'42.774	1:42.774 (28)		
30	58 F.BARTHEZ	21.159	86 A.CARROLL	49.719	63 M.RASMUSSEN	32.465	30	67 IMSA Performance Matmut	LMGTE	1'42.836	1:42.901 (29)		
31	86 A.CARROLL	21.193	63 M.RASMUSSEN	49.731	67 E.HELARY	32.575	31	86 Gulf Racing UK	LMGTE	1'42.857	1:43.049 (30)		
32	78 J.COCKER	21.315	58 F.BARTHEZ	49.865	58 F.BARTHEZ	32.604	32	58 Team Sofrev-ASP	LMGTE	1'43.628	1:43.644 (32)		
33	92 M.ZANUTTINI	22.153	92 M.ZANUTTINI	51.981	92 M.CORDONI	33.861	33	92 Ombra Racing	GTC	1'47.995	1:48.804 (33)		
34	71 K.LADYGIN	22.498	73 D.MARKOZOV	52.434	71 K.LADYGIN	34.593	34	71 SMP Racing	GTC	1'49.829	1:50.054 (35)		
35	73 D.MARKOZOV	22.772	71 K.LADYGIN	52.738	73 D.MARKOZOV	34.803	35	73 SMP Racing	GTC	1'50.009	1:50.009 (34)		



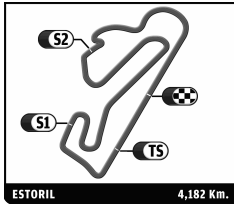
EUROPEAN LE MANS SERIES

4 HOURS OF ESTORIL

After Free Practice 1

Event maximum speed

Team	Car	Class	Driver	Top Speed	Lap	Session
36 Signatech Alpine	Alpine A450b - Nissan	LMP2	Oliver WEBB	268.0	31	Free Practice 1
48 Murphy Prototypes	Oreca 03R - Nissan	LMP2	Pipo DERANI	268.0	33	Free Practice 1
95 AF Corse	Ferrari F458 Italia GT3	GTC	Adrien DE LEENER	268.0	25	Free Practice 1
66 JMW Motorsport	Ferrari F458 Italia	LMGTE	Daniel ZAMPIERI	267.4	36	Free Practice 1
76 IMSA Performance Matmut	Porsche 911 GT3 RSR	LMGTE	Nicolas ARMINDO	267.4	31	Free Practice 1
56 AT Racing	Ferrari F458 Italia	LMGTE	Pierre KAFFER	266.7	31	Free Practice 1
72 SMP Racing	Ferrari F458 Italia	LMGTE	Andrea BERTOLINI	266.7	24	Free Practice 1
29 Pegasus Racing	Morgan - Nissan	LMP2	Nicolas LEUTWILER	265.4	22	Free Practice 1
46 Thiriet by TDS Racing	Ligier JS P2 - Nissan	LMP2	Ludovic BADEY	265.4	11	Free Practice 1
43 Newblood By Morand Racing	Morgan - Judd	LMP2	Gary HIRSCH	264.8	24	Free Practice 1
55 AF Corse	Ferrari F458 Italia	LMGTE	Michele RUGOLO	264.8	17	Free Practice 1
80 Kessel Racing	Ferrari F458 Italia	LMGTE	Giacomo PICCINI	264.8	24	Free Practice 1
54 AF Corse	Ferrari F458 Italia	LMGTE	Marco CIOCI	264.2	31	Free Practice 1
24 Sebastien Loeb Racing	Oreca 03R - Nissan	LMP2	Jimmy ERIKSSON	263.5	27	Free Practice 1
70 AF Corse	Ferrari F458 Italia	LMGTE	Emmanuel COLLARD	263.5	21	Free Practice 1
60 Formula Racing	Ferrari F458 Italia GT3	GTC	Mikkel MAC	263.5	24	Free Practice 1
63 AF Corse	Ferrari F458 Italia GT3	GTC	Mads RASMUSSEN	263.5	29	Free Practice 1
57 SMP Racing	Ferrari F458 Italia GT3	GTC	Mika SALO	262.9	22	Free Practice 1
34 Race Performance	Oreca 03 - Judd	LMP2	Franck MAILLEUX	262.3	11	Free Practice 1
75 Prospeed Competition	Porsche GT3 R	GTC	Maxime SOULET	262.3	13	Free Practice 1
67 IMSA Performance Matmut	Porsche 911 GT3 RSR	LMGTE	Eric HELARY	261.7	17	Free Practice 1
28 Greaves Motorsport	Zytek Z11SN - Nissan	LMP2	Luciano BACHETA	261.0	30	Free Practice 1
41 Greaves Motorsport	Zytek Z11SN - Nissan	LMP2	Matthew McMURRY	260.4	30	Free Practice 1
98 ART Grand Prix	McLaren MP4 12C GT3	GTC	Kevin KORJUS	260.4	7	Free Practice 1
38 Jota Sport	Zytek Z11SN - Nissan	LMP2	Harry TINCKNELL	259.8	9	Free Practice 1
99 ART Grand Prix	McLaren MP4 12C GT3	GTC	Alex BRUNDLE	259.8	20	Free Practice 1
86 Gulf Racing UK	Porsche 911 RSR	LMGTE	Adam CARROLL	259.2	12	Free Practice 1
87 BMW Sport Trophy Marc VDS	BMW Z4 GT3	GTC	Henry HASSID	259.2	18	Free Practice 1
92 Ombra Racing	Ferrari F458 Italia GT3	GTC	Marco ZANUTTINI	259.2	33	Free Practice 1
58 Team Sofrev-ASP	Ferrari F458 Italia	LMGTE	Fabien BARTHEZ	258.6	35	Free Practice 1
73 SMP Racing	Ferrari F458 Italia GT3	GTC	Anton LADYGIN	258.6	15	Free Practice 1
85 Gulf Racing UK	Aston Martin Vantage V8	LMGTE	Stuart HALL	258.0	25	Free Practice 1
59 Team Sofrev-ASP	Ferrari F458 Italia GT3	GTC	Jean-Philippe BELLOC	258.0	18	Free Practice 1
71 SMP Racing	Ferrari F458 Italia GT3	GTC	Luca PERSIANI	258.0	3	Free Practice 1
78 Team Russia By Barewell	BMW Z4 GT3	GTC	Jonathan COCKER	258.0	21	Free Practice 1



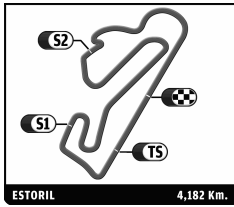
EUROPEAN LE MANS SERIES

4 HOURS OF ESTORIL

Free Practice 1

Fastest Lap Sequence

Practice Time	Team	Car	Class	Driver	Time	Kph	Lap
3:59.448	41 Greaves Motorsport	Zytek Z11SN - Nissan	LMP2	Miguel FAISCA	1:50.995	135.6	2
4:19.947	67 IMSA Performance Matmut	Porsche 911 GT3 RSR	LMGTE	Eric HELARY	1:49.987	136.9	2
5:47.136	41 Greaves Motorsport	Zytek Z11SN - Nissan	LMP2	Miguel FAISCA	1:47.688	139.8	3
11:53.811	36 Signatech Alpine	Alpine A450b - Nissan	LMP2	Paul-Loup CHATIN	1:47.460	140.1	6
13:10.780	43 Newblood By Morand Racing	Morgan - Judd	LMP2	Christian KLIEN	1:46.557	141.3	7
14:45.948	38 Jota Sport	Zytek Z11SN - Nissan	LMP2	Harry TINCKNELL	1:46.415	141.5	3
14:56.939	43 Newblood By Morand Racing	Morgan - Judd	LMP2	Christian KLIEN	1:46.159	141.8	8
16:41.389	43 Newblood By Morand Racing	Morgan - Judd	LMP2	Christian KLIEN	1:44.450	144.1	9
19:35.117	28 Greaves Motorsport	Zytek Z11SN - Nissan	LMP2	Luciano BACHETA	1:43.181	145.9	6
36:50.217	34 Race Performance	Oreca 03 - Judd	LMP2	Franck MAILLEUX	1:41.621	148.2	8
36:51.372	46 Thiriet by TDS Racing	Ligier JS P2 - Nissan	LMP2	Ludovic BADEY	1:41.035	149.0	10
37:19.024	38 Jota Sport	Zytek Z11SN - Nissan	LMP2	Harry TINCKNELL	1:39.201	151.8	8
40:37.610	38 Jota Sport	Zytek Z11SN - Nissan	LMP2	Harry TINCKNELL	1:39.076	152.0	10
42:15.453	38 Jota Sport	Zytek Z11SN - Nissan	LMP2	Harry TINCKNELL	1:37.843	153.9	11
52:18.426	36 Signatech Alpine	Alpine A450b - Nissan	LMP2	Nelson PANCIATICI	1:37.484	154.4	6
52:23.568	46 Thiriet by TDS Racing	Ligier JS P2 - Nissan	LMP2	Pierre THIRIET	1:35.274	158.0	4
1:00:24.518	38 Jota Sport	Zytek Z11SN - Nissan	LMP2	Filipe ALBUQUERQUE	1:34.108	160.0	8
1:03:33.242	38 Jota Sport	Zytek Z11SN - Nissan	LMP2	Filipe ALBUQUERQUE	1:33.434	161.1	10
1:39:06.969	48 Murphy Prototypes	Oreca 03R - Nissan	LMP2	Pipo DERANI	1:33.381	161.2	9



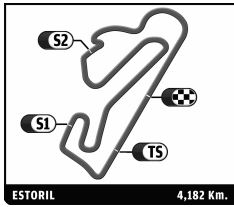
EUROPEAN LE MANS SERIES

4 HOURS OF ESTORIL

Free Practice 1

Sector Analysis

								■ Personal Best ■ Session Best ■ Crossing the finish line in pit lane							
Lap	D	Time	Sector 1	Sector 2	Sector 3	T. Spd	Elapsed	Lap	D	Time	Sector 1	Sector 2	Sector 3	T. Spd	Elapsed
24 Sebastien Loeb Racing Oreca 03R - Nissan 1.Vincent CAPILLAIRE LMP2 2.Jimmy ERIKSSON															
1	1	2:38.074	1:01.682	59.372	37.020		2:38.074	21	2	1:49.363B	21.222	47.561	40.580	256.2	1:01:12.091
2	1	1:53.482	24.033	54.469	34.980	201.0	4:31.556	22	2	3:34.780	2:13.780	48.738	32.262		1:04:46.871
3	1	1:52.427	23.848	53.925	34.654	223.9	6:23.983	23	2	1:36.871	21.002	46.056	29.813	244.3	1:06:23.742
4	1	1:53.291	23.280	55.483	34.528	237.9	8:17.274	24	2	1:38.074	21.448	46.083	30.543	256.8	1:08:01.816
5	1	1:48.998	22.526	52.667	33.805	247.0	10:06.272	25	2	1:36.700	19.865	46.221	30.614	256.8	1:09:38.516
6	1	1:57.945B	23.334	53.250	41.361	215.2	12:04.217	26	2	2:08.288B	23.800	50.447	54.041	248.7	1:11:46.804
7	1	4:53.125	3:27.054	52.418	33.653		16:57.342	27	1	12:36.447	...	49.931	30.392		1:24:23.251
8	1	1:46.496	22.443	50.878	33.175	246.4	18:43.838	28	1	1:36.088	19.937	45.987	30.164	256.2	1:25:59.339
9	1	1:49.434	22.038	52.999	34.397	259.8	20:33.272	29	1	1:34.897	19.487	45.643	29.767	255.6	1:27:34.236
10	1	2:18.762B	22.409	1:03.005	53.348	259.2	22:52.034	30	1	1:36.521	20.226	47.031	29.264	261.0	1:29:10.757
11	2	12:47.884	...	59.526	35.365		35:39.918	31	1	1:34.929	19.159	46.271	29.499	261.0	1:30:45.686
12	2	1:46.915	22.732	50.749	33.434	238.4	37:26.833	32	1	1:33.923	19.068	45.729	29.126	258.0	1:32:19.609
13	2	1:46.108	23.086	49.896	33.126	202.1	39:12.941	33	1	1:36.330	18.979	46.719	30.632	261.0	1:33:55.939
14	2	1:47.591	21.541	50.986	35.064	261.7	41:00.532	34	1	1:34.702	19.716	45.696	29.290	261.0	1:35:30.641
15	2	1:57.343B	21.828	50.403	45.112	258.0	42:57.875	35	1	1:42.121B	20.383	45.469	36.269	258.6	1:37:12.762
16	2	3:20.545	1:52.466	54.365	33.714		46:18.420								
17	2	1:43.269	21.501	49.537	32.231	258.0	48:01.689								
18	2	1:48.715	21.177	52.982	34.556	261.7	49:50.404								
19	2	1:45.407	21.977	50.159	33.271	247.0	51:35.811								
20	2	1:40.304	20.542	47.569	32.193	262.3	53:16.115								
21	2	1:49.640B	20.542	47.122	41.976	261.7	55:05.755								
22	2	29:44.630	...	50.874	33.723		1:24:50.385								
23	2	1:42.233	22.064	47.833	32.336	232.4	1:26:32.618								
24	2	1:44.164	20.646	49.723	33.795	256.8	1:28:16.782								
25	2	1:39.642	20.877	47.649	31.116	261.7	1:29:56.424								
26	2	1:37.136	20.381	46.357	30.398	262.9	1:31:33.560								
27	2	1:36.304	19.727	46.257	30.320	263.5	1:33:09.864								
28	2	1:48.749B	19.888	47.979	40.882	263.5	1:34:58.613								
29	1	3:35.192	2:16.074	48.146	30.972		1:38:33.805								
30	1	1:38.044	20.129	46.862	31.053	262.3	1:40:11.849								
31	1	1:54.268B	19.572	48.257	46.439	263.5	1:42:06.117								
28 Greaves Motorsport Zytek Z11SN - Nissan 1.Luciano BACHETA LMP2 2.Mark SHULZHITSKIY															
1	1	2:35.121B	49.154	56.542	49.425		2:35.121								
2	1	4:50.335	3:19.977	56.276	34.082		7:25.456								
3	1	2:00.432B	23.839	53.926	42.667	196.7	9:25.888								
4	1	6:40.520	5:13.917	53.263	33.340		16:06.408								
5	1	1:45.528	22.249	51.275	32.004	244.8	17:51.936								
6	1	1:43.181	21.552	50.018	31.611	253.8	19:35.117								
7	1	2:01.115B	21.241	51.171	48.703	255.6	21:36.232								
8	1	14:10.252	...	52.795	32.336		35:46.484								
9	1	1:45.659	21.612	52.158	31.889	250.9	37:32.143								
10	1	1:49.829B	21.011	49.601	39.217	258.0	39:21.972								
11	2	4:38.191	3:12.026	53.228	32.937		44:00.163								
12	2	1:46.680	21.703	49.860	35.117	256.2	45:46.843								
13	2	1:42.741	21.717	48.899	32.125	256.2	47:29.584								
14	2	1:43.287	21.896	49.622	31.769	249.2	49:12.871								
15	2	1:43.779	20.845	50.318	32.616	257.4	50:56.650								
16	2	1:41.741	21.356	48.843	31.542	253.2	52:38.391								
17	2	1:40.910	21.148	48.263	31.499	253.8	54:19.301								
18	2	1:40.170	20.915	48.042	31.213	255.6	55:59.471								
19	2	1:39.873	20.605	47.767	31.501	258.0	57:39.344								
20	2	1:43.384	20.622	49.590	33.172	259.8	59:22.728								
29 Pegasus Racing Morgan - Nissan 1.Julien SCHELL LMP2 2.Nicolas LEUTWILER 3.Jonathan COLEMAN															
1	1	2:55.813	1:16.252	1:02.715	36.846		2:55.813								
2	1	1:53.095	24.540	54.544	34.011	212.3	4:48.908								
3	1	1:53.222	23.410	54.850	34.962	241.1	6:42.130								
4	1	1:52.478	23.632	54.478	34.368	243.7	8:34.608								
5	1	1:54.177	23.450	55.906	34.821	241.6	10:28.785								
6	1	1:54.894	23.309	55.046	36.539	237.4	12:23.679								
7	1	1:53.018	23.804	54.268	34.946	235.9	14:16.697								
8	1	2:02.963B	23.562	54.399	45.002	243.7	16:19.660								
9	1	18:50.395	...	51.928	33.046		35:10.055								
10	1	1:43.805	22.778	50.002	31.025	227.1	36:53.860								
11	1	1:42.726	21.471	49.234	32.021	255.0	38:36.586								
12	1	1:41.831	21.075	48.976	31.780	261.7	40:18.417								
13	1	1:42.132	21.237	49.168	31.727	254.4	42:00.549								
14	1	2:00.100B	21.200	49.997	48.903	258.0	44:00.649								
15	2	6:24.396	5:00.348	52.158	31.890		50:25.045								
16	2	1:40.957	21.642	48.579	30.736	232.4	52:06.002								
17	2	1:40.564	21.132	48.525	30.907	235.4	53:46.566								
18	2	1:39.594	20.882	48.088	30.624	256.8	55:26.160								
19	2	1:39.823	20.831	47.948	31.044	260.4	57:05.983								
20	2	1:39.028	20.150	47.899	30.979	262.3	58:45.011								
21	2	1:38.886	20.329	48.189	30.368	260.4	1:00:23.897								
22	2	1:39.145	20.410	47.920	30.815	265.4	1:02:03.042								
23	2	1:37.758	20.001	47.469	30.288	264.2	1:03:40.800								
24	2	1:46.303B	20.506	48.332	37.465	262.9	1:05:27.103								
25	3	6:12.925B	4:26.591	56.291	50.043		1:11:40.028								
26	3	12:55.595	...	54.076	33.407		1:24:35.623								
27	3	1:43.955	22.552	49.386	32.017	247.6	1:26:19.578								
28	3	1:39.125	20.340	47.640	31.145	253.8	1:27:58.703								
29	3	1:38.345	20.349	47.391	30.605	260.4	1:29:37.048								
30	3	1:39.752	20.318	48.127	31.307	259.2	1:31:16.800								
31	3	1:38.072	20.012	47.352	30.708	258.6	1:32:54.872								
32	3	1:40.596	20.130	48.185	32.281	261.7	1:34:35.468								
33	3	1:38.711	20.313	47.364	31.034	261.0	1:36:14.179								
34	3	1:39.915	20.025	48.032	31.858	262.9	1:37:54.094								
35	3	1:40.507	20.447	49.413	30.647	263.5	1:39:34.601								
36	3	1:40.371	19.927	49.343	31.101	264.2	1:41:14.972								
37	3	2:10.224B	21.448	53.699	55.077	262.3	1:43:25.196								



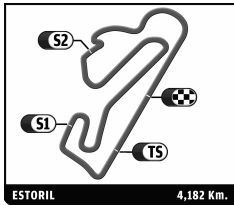
EUROPEAN LE MANS SERIES

4 HOURS OF ESTORIL

Free Practice 1

Sector Analysis

											Personal Best		Session Best		B Crossing the finish line in pit lane	
Lap	D	Time	Sector 1	Sector 2	Sector 3	T. Spd	Elapsed	Lap	D	Time	Sector 1	Sector 2	Sector 3	T. Spd	Elapsed	
34		Race Performance		Oreca 03 - Judd			LMP2									
		1. Michel FREY		3. Patric NIEDERHAUSER												
		2. Franck MAILLEUX														
1	2	10:30.335	8:51.804	1:02.673	35.858		10:30.335	17	2	1:40.082	21.344	47.243	31.495	244.3	45:44.968	
2	2	1:51.965	23.760	53.582	34.623	190.6	12:22.300	18	2	1:38.453	21.089	46.761	30.603	259.8	47:23.421	
3	2	1:50.447	23.315	53.033	34.099	209.0	14:12.747	19	2	1:39.529	21.143	47.480	30.906	252.1	49:02.950	
4	2	2:05.086 B	23.460	55.014	46.612	251.5	16:17.833	20	2	1:37.992	20.200	47.427	30.365	262.3	50:40.942	
5	2	2:37.900	1:06.592	55.894	35.414		18:55.733	21	2	1:37.484	19.973	46.650	30.861	260.4	52:18.426	
6	2	2:08.952 B	24.213	58.035	46.704	243.2	21:04.685	22	2	1:53.068 B	21.266	49.453	42.349	249.2	54:11.494	
7	2	14:03.911	...	51.232	32.402		35:08.596	23	1	5:15.752	3:55.627	48.738	31.387		59:27.246	
8	2	1:41.621	21.918	48.706	30.997	256.2	36:50.217	24	1	1:41.745	20.937	49.095	31.713	250.4	1:01:08.991	
9	2	1:41.171	21.393	49.242	30.536	259.8	38:31.388	25	1	1:37.298	20.255	46.906	30.137	259.2	1:02:46.289	
10	2	1:39.733	20.824	48.123	30.786	261.0	40:11.121	26	1	1:36.986	19.786	46.542	30.658	261.7	1:04:23.275	
11	2	1:41.656	21.076	49.083	31.497	262.3	41:52.777	27	1	1:39.754	20.148	48.091	31.515	259.8	1:06:03.029	
12	2	1:51.335 B	21.692	50.703	38.940	261.7	43:44.112	28	1	1:44.147 B	19.875	47.598	36.674	261.7	1:07:47.176	
13	3	4:50.950	3:17.289	57.562	36.099		48:35.062	29	3	16:29.857	...	52.231	29.982		1:24:17.033	
14	3	1:46.551	23.415	50.142	32.994	190.9	50:21.613	30	3	1:35.225	20.046	46.192	28.987	259.8	1:25:52.258	
15	3	1:42.900	21.592	48.794	32.514	228.5	52:04.513	31	3	1:35.609	19.621	46.906	29.082	268.0	1:27:27.867	
16	3	1:43.564	20.922	49.247	33.395	244.8	53:48.077	32	3	1:34.025	19.293	45.271	29.461	264.8	1:29:01.892	
17	3	1:51.730 B	21.264	49.543	40.923	243.2	55:39.807	33	3	1:37.363	19.485	46.818	31.060	264.8	1:30:39.255	
18	3	3:03.981	1:42.524	49.670	31.787		58:43.788	34	3	1:34.118	19.466	45.443	29.209	259.8	1:32:13.373	
19	3	1:39.328	20.745	47.796	30.787	251.5	1:00:23.116	35	3	1:46.472 B	21.066	47.913	37.493	266.1	1:33:59.845	
20	3	1:41.074	20.834	49.097	31.143	255.6	1:02:04.190	36	2	3:10.587	1:51.718	48.811	30.058		1:37:10.432	
21	3	1:38.459	20.519	47.299	30.641	259.2	1:03:42.649	37	2	1:35.063	19.658	45.721	29.684	261.0	1:38:45.495	
22	3	1:49.673 B	20.409	48.984	40.280	258.6	1:05:32.322	38	2	1:35.548	19.453	46.955	29.140	260.4	1:40:21.043	
23	2	3:18.501	1:59.806	47.580	31.115		1:08:50.823	39	2	1:57.853 B	20.016	48.571	49.266	263.5	1:42:18.896	
24	2	1:52.417 B	23.122	46.327	42.968	207.5	1:10:43.240									
25	1	13:13.046	...	51.013	32.491		1:23:56.286									
26	1	1:40.406	21.582	47.691	31.133	250.4	1:25:36.692									
27	1	1:38.879	20.705	47.599	30.575	255.0	1:27:15.571									
28	1	1:39.621	20.944	47.619	31.058	258.0	1:28:55.192									
29	1	2:02.657 B	20.128	52.172	50.357	256.8	1:30:57.849									
30	1	3:34.065	2:14.794	48.698	30.573		1:34:31.914									
31	1	1:38.477	20.249	47.184	31.044	251.5	1:36:10.391									
32	1	1:44.535	21.308	50.361	32.866	257.4	1:37:54.926									
33	1	1:38.329	20.084	47.581	30.664	255.0	1:39:33.255									
34	1	1:40.973	20.050	49.835	31.088	257.4	1:41:14.228									
35	1	2:01.601 B	20.062	51.207	50.332	253.2	1:43:15.829									
36		Signatech Alpine		Alpine A450b - Nissan			LMP2									
		1. Paul-Loup CHATIN		3. Oliver WEBB												
		2. Nelson PANCIATICI														
1	1	2:31.517	53.507	1:01.754	36.256		2:31.517	17	3	1:46.415	22.598	51.178	32.639	249.2	14:45.948	
2	1	1:53.946	24.391	55.006	34.549	199.2	4:25.463	18	3	1:46.525	21.954	51.130	33.441	255.6	16:32.473	
3	1	1:59.772	30.130	55.736	33.906	205.5	6:25.235	19	3	2:01.816 B	22.168	55.874	43.774	255.6	18:34.289	
4	1	1:52.541	23.604	54.222	34.715	207.1	8:17.776	20	2	4:30.131 B	2:45.799	52.774	51.558		23:04.420	
5	1	1:48.575	22.994	52.427	33.154	235.9	10:06.351	21	2	12:35.403	...	52.661	32.331		35:39.823	
6	1	1:47.460	22.395	53.018	32.047	230.0	11:53.811	22	2	1:39.201	21.280	47.279	30.642	253.8	37:19.024	
7	1	1:53.070 B	21.888	51.396	39.786	256.8	13:46.881	23	2	1:39.510	21.126	47.443	30.941	259.8	38:58.534	
8	3	3:17.761	1:50.302	53.780	33.679		17:04.642	24	2	1:39.076	20.604	47.904	30.568	257.4	40:37.610	
9	3	1:47.146	22.442	52.027	32.677	232.4	18:51.788	25	2	1:37.843	20.388	46.769	30.686	256.8	42:15.453	
10	3	1:44.952	21.879	50.287	32.786	241.6	20:36.740	26	2	1:46.834 B	20.478	46.833	39.523	256.8	44:02.287	
11	3	2:25.114 B	21.627	1:05.857	57.630	264.2	23:01.854	27	3	3:25.319	2:05.173	48.707	31.439		47:27.606	
12	3	12:09.642	...	50.245	32.339		35:11.496	28	3	1:41.257	21.459	48.641	31.157	245.9	49:08.863	
13	3	1:41.077	21.489	48.294	31.294	245.9	36:52.573	29	3	1:41.659	21.095	48.837	31.727	253.8	50:50.522	
14	3	1:40.903	20.884	48.655	31.364	262.3	38:33.476	30	3	1:38.706	20.639	47.387	30.680	250.4	52:29.228	
15	3	1:52.904 B	21.445	50.003	41.456	252.7	40:26.380	31	3	1:48.866 B	20.455	48.627	39.784	259.2	54:18.094	
16	2	3:38.506	2:17.901	49.834	30.771		44:04.886	32	3	2:56.865	1:38.320	47.516	31.029		57:14.959	
								17	3	1:35.451	19.647	45.917	29.887	259.2	58:50.410	
								18	3	1:34.108	19.823	45.220	29.065	259.2	1:00:24.518	
								19	3	1:35.290	19.931	46.385	28.974	258.6	1:01:59.808	
								20	3	1:33.434	19.264	45.010	29.160	258.0	1:03:33.242	
								21	3	1:43.747 B	19.184	45.239	39.324	257.4	1:05:16.989	
								22	1	3:11.858	1:51.809	48.630	31.419		1:08:28.847	
								23	1	1:48.893 B	21.198	47.375	40.320	252.7	1:10:17.740	
								24	1	13:47.906	...	49.100	31.258		1:24:05.646	
								25	1	1:39.663	21.183	48.312	30.168	253.2	1:25:45.309	
								26	1	1:38.281	21.421	46.585	30.275	255.6	1:27:23.590	
								27	1	1:37.314	20.044	46.860	30.410	255.6	1:29:00.904	
								28	1	1:39.205	20.144	46.881	32.180	257.4	1:30:40.109	
								29	1	1:36.440	20.535	46.108	29.797	251.5	1:32:16.549	



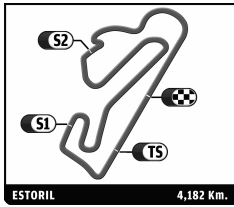
EUROPEAN LE MANS SERIES

4 HOURS OF ESTORIL

Free Practice 1

Sector Analysis

Personal Best							Session Best							B Crossing the finish line in pit lane									
Lap	D	Time	Sector 1	Sector 2	Sector 3	T. Spd	Elapsed	Lap	D	Time	Sector 1	Sector 2	Sector 3	T. Spd	Elapsed	Lap	D	Time	Sector 1	Sector 2	Sector 3	T. Spd	Elapsed
32	1	1:42.018	20.025	48.598	33.395	258.0	1:33:58.567	15	2	1:42.725	21.834	49.878	31.013	255.6	41:08.638	16	2	1:41.834	21.197	49.217	31.420	253.2	42:50.472
33	1	1:37.079	20.869	45.973	30.237	252.7	1:35:35.646	17	2	1:41.001	21.208	48.537	31.256	258.0	44:31.473	18	2	1:40.487	20.625	48.452	31.410	259.8	46:11.960
34	1	1:35.812	19.737	45.927	30.148	256.2	1:37:11.458	19	2	1:42.218	20.444	48.585	33.189	262.3	47:54.178	20	2	1:39.944	20.462	48.485	30.997	259.8	49:34.122
35	1	1:36.011	19.898	45.666	30.447	258.0	1:38:47.469	21	2	1:41.140	20.360	48.462	32.318	264.2	51:15.262	22	2	1:42.558	20.082	49.934	32.542	262.3	52:57.820
36	1	1:36.828	20.144	46.247	30.437	255.0	1:40:24.297	23	2	1:39.897	20.294	48.287	31.316	261.7	54:37.717	24	2	1:48.789 B	20.306	48.876	39.607	264.8	56:26.506
37	1	2:08.263 B	19.979	47.073	1:01.211	256.2	1:42:32.560	25	3	4:50.607	3:26.967	50.103	33.537		1:01:17.113	26	3	1:39.040	21.305	47.301	30.434	241.6	1:02:56.153
41 Greaves Motorsport 1. Matthew McMURRY 2. Miguel FAISCA 3. James FLETCHER Zytek Z11SN - Nissan LMP2																							
1	2	2:08.453	33.611	58.146	36.696		2:08.453	26	3	1:39.040	21.305	47.301	30.434	241.6	1:02:56.153	27	3	1:38.531	21.135	46.996	30.400	257.4	1:04:34.684
2	2	1:50.995	23.337	54.081	33.577	211.8	3:59.448	28	3	1:37.393	19.945	46.720	30.728	256.8	1:06:12.077	29	3	1:38.858	20.340	47.814	30.704	261.0	1:07:50.935
3	2	1:47.688	22.327	52.193	33.168	244.3	5:47.136	30	3	1:38.360	20.595	47.473	30.292	262.3	1:09:29.295	31	3	2:06.446 B	21.916	48.499	56.031	244.3	1:11:35.741
4	2	1:50.155	22.202	53.390	34.563	248.1	7:37.291	32	3	12:46.585	...	50.134	30.142		1:24:22.326	33	3	1:38.042	20.141	47.461	30.440	258.0	1:26:00.368
5	2	1:50.458	22.648	52.458	35.352	238.4	9:27.749	34	3	1:36.654	20.200	46.679	29.775	255.0	1:27:37.022	35	3	1:37.076	19.777	47.186	30.113	262.9	1:29:14.098
6	2	1:48.994	22.367	52.648	33.979	247.6	11:16.743	36	3	1:36.201	19.833	46.417	29.951	262.9	1:30:50.299	37	3	1:46.016 B	20.912	47.450	37.654	261.7	1:32:36.315
7	2	1:48.977	22.148	52.756	34.073	250.9	13:05.720	38	3	4:48.367	3:31.017	47.168	30.182		1:37:24.682	39	3	1:36.148	19.699	46.357	30.092	257.4	1:39:00.830
8	2	2:00.099 B	22.242	52.971	44.886	251.5	15:05.819	40	3	1:37.895	21.077	46.939	29.879	262.3	1:40:38.725	41	3	2:03.310 B	19.746	47.115	56.449	260.4	1:42:42.035
9	2	19:36.286 B	3:21.311	...	1:38.552		34:42.105																
10	3	18:15.800	...	53.961	32.939		52:57.905																
11	3	1:43.113	22.665	48.373	32.075	231.4	54:41.018																
12	3	1:40.016	20.861	47.939	31.216	253.8	56:21.034																
13	3	1:40.819	21.200	47.931	31.688	243.2	58:01.853																
14	3	1:39.699	20.795	48.096	30.808	253.8	59:41.552																
15	3	1:41.173	21.791	48.488	30.894	221.6	1:01:22.725																
16	3	1:40.015	20.895	48.157	30.963	256.8	1:03:02.740																
17	3	1:45.758	21.319	50.357	34.082	249.2	1:04:48.498																
18	3	1:52.060 B	21.462	49.431	41.167	237.4	1:06:40.558																
19	3	3:09.630	1:50.438	47.950	31.242		1:09:50.188																
20	3	2:06.771 B	23.679	50.775	52.317	241.1	1:11:56.959																
21	1	13:25.559	...	53.670	31.248		1:25:22.518																
22	1	1:42.688	22.092	49.834	30.762	248.1	1:27:05.206																
23	1	1:40.430	20.406	49.028	30.996	255.0	1:28:45.636																
24	1	1:37.946	20.110	47.817	30.019	256.8	1:30:23.582																
25	1	1:42.456	20.442	48.825	33.189	257.4	1:32:06.038																
26	1	1:37.513	20.124	47.431	29.958	251.5	1:33:43.551																
27	1	1:37.414	19.842	46.869	30.703	256.2	1:35:20.965																
28	1	1:38.004	20.530	46.806	30.668	252.1	1:36:58.969																
29	1	1:36.607	19.677	47.086	29.844	256.2	1:38:35.576																
30	1	1:39.246	20.829	47.298	31.119	260.4	1:40:14.822																
31	1	1:57.433 B	20.193	47.789	49.451	255.6	1:42:12.255																
43 Newblood By Morand Racing 1. Christian KLIEN 2. Gary HIRSCH 3. Pierre RAGUES Morgan - Judd LMP2																							
1	1	2:12.611	36.683	59.867	36.061		2:12.611																
2	1	1:54.611	24.808	55.837	33.966	187.3	4:07.222																
3	1	1:50.033	23.277	53.413	33.343	232.9	5:57.255																
4	1	1:48.602	22.652	52.993	32.957	248.7	7:45.857																
5	1	1:50.549	22.517	53.358	34.674	251.5	9:36.406																
6	1	1:47.817	22.702	52.350	32.765	252.7	11:24.223																
7	1	1:46.557	22.452	51.629	32.476	258.6	13:10.780																
8	1	1:46.159	21.892	51.899	32.368	262.9	14:56.939																
9	1	1:44.450	21.756	50.777	31.917	259.8	16:41.389																
10	1	1:49.361	22.921	51.096	35.344	261.0	18:30.750																
11	1	1:58.187 B	22.870	53.779	41.538	242.6	20:28.937																
12	2	15:18.217	...	59.453	33.995		35:47.154																
13	2	1:50.242	23.535	52.717	33.990	206.7	37:37.396																
14	2	1:48.517	23.122	52.699	32.696	213.9	39:25.913																
46 Thiriet by TDS Racing 1. Pierre THIRIET 2. Ludovic BADEY 3. Tristan GOMMENDY Ligier JS P2 - Nissan LMP2																							
1	2	2:29.698 B	39.294	59.926	50.478		2:29.698																
2	2	3:31.445	1:58.615	57.609	35.221		6:01.143																
3	2	1:52.945	23.417	55.422	34.106	227.1	7:54.088																
4	2	1:49.953	22.425	53.632	33.896	250.9	9:44.041																
5	2	1:47.747	22.230	52.457	33.606	249.2	11:31.788																
6	2	1:48.349	22.072	53.161	33.116	253.8	13:20.137																
7	2	1:55.744 B	21.699	52.547	41.498	261.0	15:15.881																
8	2	6:05.105 B	4:29.835	52.906	42.364		21:20.986																
9	2	13:49.351	...	51.232	32.585		35:10.337																
10	2	1:41.035	21.776	48.610	30.649	254.4	36:51.372																
11	2	1:40.845	20.934	49.108	30.803	265.4	38:32.217																
12	2	1:49.158 B	20.869	48.162	40.127	256.2	40:21.375																
13	1	7:09.268	5:49.003	48.055	32.210		47:30.643																
14	1	1:39.731	21.330	47.521	30.880	241.6	49:10.374																
15	1	1:37.920	20.669	46.921	30.330	244.3	50:48.294																
16	1	1:35.274	19.428	45.421	30.425	255.6	52:23.568																
17	1	1:36.927	20.018	46.501	30.408	259.2	54:00.495																
18	1	1:36.161	19.714	46.782	29.665	263.5	55:36.656																
19	1	1:37.075	19.721	47.316	30.038	259.2	57:13.731																
20	1	1:49.537 B	19.505	47.424	42.608	256.2	59:03.268																
21	1	4:26.032	3:10.259	46.105	29.668		1:03:29.300																
22	1	1:36.352	19.870	46.199	30.283	255.0	1:05:05.652																
23	1	1:35.922	20.407	45.932	29.583	256.8	1:06:41.574																
24	1	1:45.704 B	21.194	46.347	38.163	258.6	1:08:27.278																
25	3	15:23.428	...	49.977	31.160		1:23:50.706																
26	3	1:38.599	21.296	47.085	30.218	248.7	1:25:29.305																
27	3	1:36.544	20.096	46.306	30.142	255.0	1:27:05.849																



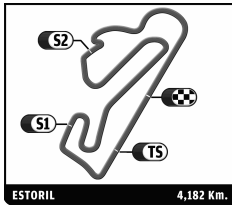
EUROPEAN LE MANS SERIES

4 HOURS OF ESTORIL

Free Practice 1

Sector Analysis

Personal Best							Session Best							B Crossing the finish line in pit lane									
Lap	D	Time	Sector 1	Sector 2	Sector 3	T. Spd	Elapsed	Lap	D	Time	Sector 1	Sector 2	Sector 3	T. Spd	Elapsed	Lap	D	Time	Sector 1	Sector 2	Sector 3	T. Spd	Elapsed
28	3	1:37.394	20.363	47.737	29.294	259.2	1:28:43.243	10	2	12:23.629	...	53.541	35.227	...	35:17.951	11	2	1:50.869	23.210	52.440	35.219	219.9	37:08.820
29	3	1:34.354	19.378	45.655	29.321	264.8	1:30:17.597	12	2	1:51.320	23.340	52.980	35.000	219.0	39:00.140	13	2	1:51.280	22.667	53.477	35.136	232.9	40:51.420
30	3	1:35.239	19.806	45.781	29.652	261.7	1:31:52.836	14	2	1:56.836B	22.868	53.119	40.849	229.5	42:48.256	15	1	4:07.284	2:34.467	58.360	34.457	...	46:55.540
31	3	1:33.839	19.382	45.434	29.023	258.0	1:33:26.675	16	1	1:45.937	22.678	49.719	33.540	234.4	48:41.477	17	1	1:45.264	22.123	49.975	33.166	237.9	50:26.741
32	3	1:34.096	19.193	45.887	29.016	260.4	1:35:00.771	18	1	1:43.468	21.782	49.415	32.271	239.5	52:10.209	19	1	1:49.994B	21.536	50.099	38.359	259.2	54:00.203
33	3	1:48.124B	21.027	47.576	39.521	258.0	1:36:48.895	20	1	3:35.924	2:08.007	53.127	34.790	...	57:36.127	21	1	1:48.491	22.591	50.575	35.325	235.4	59:24.618
34	2	2:51.533	1:33.758	47.389	30.386	...	1:39:40.428	22	1	1:46.156	22.353	50.000	33.803	232.4	1:01:10.774	23	1	1:44.523	21.954	49.386	33.183	233.4	1:02:55.297
35	2	1:38.852	20.859	46.297	31.696	261.0	1:41:19.280	24	1	1:44.840	21.927	49.697	33.216	235.9	1:04:40.137	25	1	1:42.665	21.332	48.726	32.607	244.3	1:06:22.802
36	2	2:09.894B	20.216	54.129	55.549	258.6	1:43:29.174	26	1	1:44.126	22.051	49.504	32.571	241.1	1:08:06.928	27	1	1:43.246	21.541	49.086	32.619	240.5	1:09:50.174
48 Murphy Prototypes Oreca 03R - Nissan LMP2							1.Pipo DERANI 3.Anthony WELLS							2.James LITTLEJOHN									
1	3	10:32.798	8:51.012	1:02.600	39.186	...	10:32.798	28	1	2:08.885B	24.516	51.927	52.442	196.7	1:11:59.059	29	2	13:11.965	...	51.741	34.110	...	1:25:11.024
2	3	2:02.395	26.852	58.228	37.315	181.2	12:35.193	30	2	1:43.093	21.805	49.795	31.493	262.3	1:26:54.117	31	2	1:41.439	20.999	48.253	32.187	264.2	1:28:35.556
3	3	1:57.837	25.527	56.558	35.752	188.3	14:33.030	32	2	1:41.381	20.940	48.638	31.803	261.0	1:30:16.937	33	2	1:43.809	20.984	51.197	31.628	262.3	1:32:00.746
4	3	1:54.887	24.728	54.707	35.452	195.3	16:27.917	34	2	1:49.701B	20.959	49.264	39.478	263.5	1:33:50.447	35	2	3:55.739	2:33.371	49.118	33.250	...	1:37:46.186
5	3	1:53.572	24.525	54.894	34.153	193.3	18:21.489	36	2	1:41.552	20.557	48.880	32.115	262.9	1:39:27.738	37	2	1:41.225	20.699	48.426	32.100	264.2	1:41:08.963
6	3	1:50.380	23.505	52.887	33.988	201.8	20:11.869	38	2	2:03.680B	21.293	54.435	47.952	258.6	1:43:12.643								
7	3	2:19.396B	23.571	59.296	56.529	218.6	22:31.265								55 AF Corse Ferrari F458 Italia LMGT E								
8	3	14:06.161	...	53.540	33.379	...	36:37.426								1.Duncan CAMERON 3.Michele RUGOLO								
9	3	1:46.179	23.116	50.622	32.441	231.9	38:23.605								2.Matt GRIFFIN								
10	3	1:45.557	22.922	50.102	32.533	231.4	40:09.162	1	2	2:26.662B	41.063	58.625	46.974	...	2:26.662	2	2	4:35.050	3:04.038	54.923	36.089	...	7:01.712
11	3	1:46.173	22.230	51.499	32.444	230.9	41:55.335	3	2	1:56.673	24.095	55.989	36.589	221.6	8:58.385	4	2	1:57.680	24.146	56.306	37.228	231.9	10:56.065
12	3	1:46.924	22.079	51.088	33.757	255.0	43:42.259	5	2	2:10.261B	25.009	58.044	47.208	225.3	13:06.326	6	2	3:53.247	2:23.633	55.144	34.470	...	16:59.573
13	3	1:44.226	22.052	49.751	32.423	246.4	45:26.485	7	2	1:48.479	22.718	52.045	33.716	237.4	18:48.052	8	2	1:59.067B	22.568	52.811	43.688	247.6	20:47.119
14	3	2:03.436B	23.525	52.028	47.883	246.4	47:29.921	9	3	14:33.794	...	52.573	36.660	...	35:20.913	10	3	1:51.014	22.950	52.797	35.267	242.6	37:11.927
15	2	7:11.775	5:50.915	49.714	31.146	...	54:41.696	11	3	1:51.383	22.605	53.527	35.251	256.8	39:03.310	12	3	2:01.257B	22.803	53.829	44.625	258.6	41:04.567
16	2	1:39.873	21.848	47.045	30.980	245.3	56:21.569	13	3	3:14.114	1:54.147	48.106	31.861	...	44:18.681	14	3	1:42.596	21.193	48.832	32.571	261.7	46:01.277
17	2	1:42.887	21.184	47.685	34.018	258.6	58:04.456	15	3	1:47.845	21.207	50.850	35.788	258.6	47:49.122	16	3	1:41.160	21.036	48.279	31.845	260.4	49:30.282
18	2	1:38.668	20.180	47.312	31.176	265.4	59:43.124	17	3	1:46.753	20.826	48.958	36.699	264.8	51:17.035	18	3	1:46.738	20.712	48.471	37.555	261.0	53:03.773
19	2	1:37.801	20.656	46.642	30.503	244.8	1:01:20.925	19	3	1:47.905B	20.481	48.830	38.594	262.9	54:51.678	20	1	4:07.206	2:30.684	56.940	39.582	...	58:58.884
20	2	1:39.593	21.785	46.841	30.967	257.4	1:03:00.518	21	1	1:48.446	23.320	51.417	33.709	245.3	1:00:47.330	22	1	1:45.847	22.034	50.827	32.986	259.2	1:02:33.177
21	2	1:47.204B	21.487	46.787	38.930	258.6	1:04:47.722	23	1	1:46.201	21.820	51.000	33.381	257.4	1:04:19.378	24	1	1:46.233	21.737	50.044	34.452	255.0	1:06:05.611
22	2	5:41.861B	4:12.876	46.758	42.227	...	1:10:29.583	25	1	1:45.015	21.628	50.341	33.046	255.0	1:07:50.626								
23	1	14:27.313	...	48.994	30.545	...	1:24:56.896								54 AF Corse Ferrari F458 Italia LMGT E								
24	1	1:41.504	21.146	49.696	30.662	259.2	1:26:38.400								1.Piergiuseppe PERAZZINI 3.Michael LYONS								
25	1	1:39.086	20.467	47.056	31.563	262.9	1:28:17.486								2.Marco CIOCI								
26	1	1:38.049	20.414	46.695	30.940	263.5	1:29:55.535	1	2	4:55.761	3:18.000	1:02.152	35.609	...	4:55.761	2	2	1:51.554	24.316	53.345	33.893	209.0	6:47.315
27	1	1:45.792B	20.189	46.171	39.432	262.3	1:31:41.327	3	2	1:52.176	22.971	54.001	35.204	229.0	8:39.491	4	2	1:50.540	22.992	52.830	34.718	220.8	10:30.031
28	1	2:42.095	1:27.163	46.046	28.886	...	1:34:23.422	5	2	1:50.747	23.005	53.451	34.291	214.7	12:20.778	6	2	1:49.712	22.714	52.735	34.263	240.5	14:10.490
29	1	1:35.410	19.560	46.170	29.680	266.1	1:35:58.832	7	2	2:00.894B	23.147	53.598	44.149	236.4	16:11.384	8	3	4:22.724	2:49.793	56.938	35.993	...	20:34.108
30	1	1:34.756	19.347	45.467	29.942	266.1	1:37:33.588	9	3	2:20.214B	22.833	1:03.024	54.357	236.4	22:54.322								
31	1	1:33.381	19.232	45.121	29.028	265.4	1:39:06.969																
32	1	1:35.120	19.586	46.004	29.530	265.4	1:40:42.089																
33	1	2:01.296B	19.113	46.399	55.784	268.0	1:42:43.385																



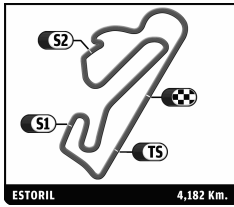
EUROPEAN LE MANS SERIES

4 HOURS OF ESTORIL

Free Practice 1

Sector Analysis

Personal Best							Session Best							B Crossing the finish line in pit lane									
Lap	D	Time	Sector 1	Sector 2	Sector 3	T. Spd	Elapsed	Lap	D	Time	Sector 1	Sector 2	Sector 3	T. Spd	Elapsed	Lap	D	Time	Sector 1	Sector 2	Sector 3	T. Spd	Elapsed
33	1	1:45.622	21.729	50.977	32.916	256.2	1:36:03.438	10	3	17:06.004	...	53.967	35.535		35:25.253	16	2	1:54.962B	23.065	49.228	42.669	222.5	1:10:25.322
34	1	1:44.834	21.992	50.009	32.833	241.6	1:37:48.272	11	3	1:51.906	22.928	53.899	35.079	254.4	37:17.159	17	2	14:59.032	...	50.261	32.193		1:25:24.354
35	1	1:43.644	21.175	49.865	32.604	258.6	1:39:31.916	12	3	1:51.380	22.984	53.319	35.077	253.8	39:08.539	18	2	1:44.045	20.887	49.826	33.332	261.0	1:27:08.399
36	1	1:48.414	21.159	52.359	34.896	258.0	1:41:20.330	13	3	1:51.794	22.738	53.855	35.201	256.8	41:00.333	19	2	1:41.035	20.662	48.478	31.895	260.4	1:28:49.434
37	1	2:21.459B	24.869	1:01.266	55.324	224.8	1:43:41.789	14	3	1:59.846B	23.511	53.383	42.952	228.5	43:00.179	20	2	1:40.903	20.565	48.284	32.054	261.0	1:30:30.337
59 Team Sofrev-ASP Ferrari F458 Italia GT3							63 AF Corse Ferrari F458 Italia GT3																
1.Christophe BOURRET							1.Mads RASMUSSEN							3.Francisco GUEDES									
2.Pascal GIBON							2.Filipe BARREIROS							GTC									
3.Jean-Philippe BELLOC																							
1	3	2:48.475	1:11.062	59.151	38.262		2:48.475	1	3	10:06.257B	8:19.844	58.254	48.159		10:06.257	1	3	2:36.801	59.530	59.001	38.270		2:36.801
2	3	1:56.740	24.180	55.315	37.245	233.9	4:45.215	2	3	6:20.636	4:48.614	55.619	36.403		16:26.893	2	3	1:53.613	23.453	54.613	35.547	239.5	4:30.414
3	3	1:55.239	23.852	54.986	36.401	245.9	6:40.454	3	3	1:58.023	24.203	57.157	36.663	240.0	18:24.916	3	3	1:59.185	23.361	1:00.143	35.681	239.5	6:29.599
4	3	1:57.810	24.762	56.752	36.296	213.9	8:38.264	4	3	1:53.915	23.357	54.627	35.931	250.4	20:18.831	4	3	2:02.677	22.955	1:04.130	35.592	256.2	8:32.276
5	3	1:55.139	23.652	55.315	36.172	255.0	10:33.403	5	3	2:17.958B	23.280	58.220	56.458	253.2	22:36.789	5	3	1:54.711	23.189	55.733	35.789	257.4	10:26.987
6	3	2:04.346B	24.055	55.040	45.251	226.2	12:37.749	6	3	13:29.498	...	58.251	36.614		36:06.287	6	3	1:55.423	23.493	55.244	36.686	241.6	12:22.410
7	1	3:49.377	2:10.682	57.925	40.770		16:27.126	7	3	2:06.420B	23.773	58.167	44.480	235.9	38:12.707	7	3	1:56.528	24.380	55.855	36.293	221.2	14:18.938
8	1	2:04.752	26.597	59.347	38.808	212.7	18:31.878	8	2	3:28.689	1:58.369	54.092	36.228		41:41.396	8	3	1:55.186	23.793	55.362	36.031	246.4	16:14.124
9	1	1:58.825	24.234	57.015	37.576	219.0	20:30.703	8	2	3:28.689	1:58.369	54.092	36.228		41:41.396	9	3	2:05.125B	24.533	56.004	44.588	246.4	18:19.249
10	1	2:28.835B	24.970	1:07.671	56.194	222.5	22:59.538	9	2	1:56.709	23.716	56.500	36.493	237.4	43:38.105	10	1	1:47.418	21.380	51.287	34.751	258.0	1:41:11.433
11	1	12:55.294	...	1:04.530	37.803		35:54.832	10	2	1:54.985	23.384	55.244	36.357	251.5	45:33.090	11	1	1:47.418	21.380	51.287	34.751	258.0	1:41:11.433
12	1	1:55.397	23.486	55.523	36.388	233.4	37:50.229	11	2	1:54.816	23.292	55.056	36.468	249.8	47:27.906	12	1	1:47.418	21.380	51.287	34.751	258.0	1:41:11.433
13	1	1:55.409	23.738	55.720	35.951	238.4	39:45.638	12	2	1:54.816	23.292	55.056	36.468	249.8	47:27.906	13	2	2:03.798B	23.428	55.320	45.050	244.3	51:27.035
14	1	1:54.135	23.335	54.907	35.893	240.0	41:39.773	13	2	2:03.798B	23.428	55.320	45.050	244.3	51:27.035	14	2	8:00.595	6:28.295	56.358	35.942		59:27.630
15	1	2:17.050B	24.126	1:02.163	50.761	230.5	43:56.823	14	2	8:00.595	6:28.295	56.358	35.942		59:27.630	15	2	1:50.327	23.172	51.886	35.269	233.4	1:01:17.957
16	3	4:14.691	2:39.310	58.924	36.457		48:11.514	15	2	1:50.327	23.172	51.886	35.269	233.4	1:01:17.957	16	2	1:49.413	22.402	52.900	34.111	251.5	1:03:07.370
17	3	1:47.167	22.518	51.370	33.279	250.4	49:58.681	16	2	1:49.413	22.402	52.900	34.111	251.5	1:03:07.370	17	2	1:47.308	21.899	51.637	33.772	257.4	1:04:54.678
18	3	1:45.155	21.846	50.206	33.103	258.0	51:43.836	17	2	1:47.308	21.899	51.637	33.772	257.4	1:04:54.678	18	2	1:46.306	21.874	51.091	33.341	257.4	1:06:40.984
19	3	1:43.894	21.297	49.727	32.870	256.8	53:27.730	18	2	1:46.306	21.874	51.091	33.341	257.4	1:06:40.984	19	2	1:54.396B	22.020	51.688	40.688	258.0	1:08:35.380
20	3	1:43.290	21.138	49.537	32.615	256.8	55:11.020	19	2	1:54.396B	22.020	51.688	40.688	258.0	1:08:35.380	20	1	16:02.898	...	57.539	33.739		1:24:38.278
21	3	1:42.774	21.126	49.370	32.278	256.8	56:53.794	20	1	16:02.898	...	57.539	33.739		1:24:38.278	21	1	1:47.892	22.205	52.853	32.834	250.9	1:26:26.170
22	3	1:52.853B	21.307	49.707	41.839	255.0	58:46.647	21	1	1:47.892	22.205	52.853	32.834	250.9	1:26:26.170	22	1	1:46.059	21.493	51.853	32.713	259.2	1:28:12.229
23	2	4:33.570	3:03.760	54.795	35.015		1:03:20.217	22	1	1:46.059	21.493	51.853	32.713	259.2	1:28:12.229	23	1	1:44.209	21.428	49.987	32.794	260.4	1:29:56.438
24	2	1:48.721	22.605	52.103	34.013	249.2	1:05:08.938	23	1	1:44.209	21.428	49.987	32.794	260.4	1:29:56.438	24	1	1:44.386	21.359	50.396	32.631	258.0	1:31:40.824
25	2	1:46.718	21.757	51.351	33.610	255.6	1:06:55.656	24	1	1:44.386	21.359	50.396	32.631	258.0	1:31:40.824	25	1	1:42.756	20.554	49.737	32.465	260.4	1:33:23.580
26	2	1:52.353	22.677	54.781	34.895	247.6	1:08:48.009	25	1	1:42.756	20.554	49.737	32.465	260.4	1:33:23.580	26	1	1:43.894	21.178	50.177	32.539	261.0	1:35:07.474
27	2	2:06.019B	22.155	52.491	51.373	243.7	1:10:54.028	26	1	1:43.894	21.178	50.177	32.539	261.0	1:35:07.474	27	1	1:43.795	20.978	49.819	32.998	259.2	1:36:51.269
28	2	13:48.603	...	1:01.093	36.085		1:24:42.631	27	1	1:43.795	20.978	49.819	32.998	259.2	1:36:51.269	28	1	1:44.171	21.091	49.731	33.349	260.4	1:38:35.440
29	2	1:48.453	22.974	51.766	33.713	234.9	1:26:31.084	28	1	1:44.171	21.091	49.731	33.349	260.4	1:38:35.440	29	1	1:44.220	21.621	49.902	32.697	263.5	1:40:19.660
30	2	1:47.048	21.553	51.940	33.555	254.4	1:28:18.132	29	1	1:44.220	21.621	49.902	32.697	263.5	1:40:19.660	30	1	2:14.309B	21.103	53.597	59.609	258.0	1:42:33.969
31	2	1:46.201	21.719	51.295	33.187	249.8	1:30:04.333	66 JMW Motorsport Ferrari F458 Italia LMGT E															
32	2	2:01.339B	21.601	51.875	47.863	253.8	1:32:05.672	1.Daniel McKENZIE							3.Daniel ZAMPIERI								
33	1	3:43.493	2:13.891	55.262	34.340		1:35:49.165	2.George RICHARDSON															
34	1	1:46.688	21.967	51.240	33.481	248.1	1:37:35.853	1	3	2:53.855B	47.584	1:09.490	56.781		2:53.855	1	3	2:53.855B	47.584	1:09.490	56.781		2:53.855
35	1	1:48.162	22.163	52.808	33.191	255.0	1:39:24.015	2	3	4:46.554	3:07.567	1:00.898	38.089		7:40.409	2	3	4:46.554	3:07.567	1:00.898	38.089		7:40.409
36	1	1:47.418	21.380	51.287	34.751	258.0	1:41:11.433	3	3	1:55.874	24.207	56.290	35.377	212.7	9:36.283	3	3	1:55.874	24.207	56.290	35.377	212.7	9:36.283
37	1	2:06.144B	22.202	55.046	48.896	256.2	1:43:17.577	4	3	1:52.921	23.991	54.062	34.868	204.4	11:29.204	4	3	1:52.921	23.991	54.062	34.868	204.4	11:29.204
								5	3	1:53.696	22.968	55.413	35.315	227.1	13:22.900	5	3	1:53.696	22.968	55.413	35.315	227.1	13:22.900
								6	3	1:52.390	23.059	54.487	34.844	234.4	15:15.290	6	3	1:52.390	23.059	54.487	34.844	234.4	15:15.290



EUROPEAN LE MANS SERIES

4 HOURS OF ESTORIL

Free Practice 1

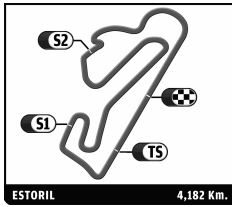
Sector Analysis

Personal Best								Session Best								B Crossing the finish line in pit lane								
Lap	D	Time	Sector 1	Sector 2	Sector 3	T. Spd	Elapsed	Lap	D	Time	Sector 1	Sector 2	Sector 3	T. Spd	Elapsed	Lap	D	Time	Sector 1	Sector 2	Sector 3	T. Spd	Elapsed	
7	3	1:51.542	22.955	53.893	34.694	246.4	17:06.832	24	1	1:50.259	22.732	53.268	34.259	234.4	1:32:30.308									
8	3	2:01.044	B	23.097	52.933	45.014	243.2	19:07.876	25	1	1:57.128	B	21.959	53.137	42.032	253.2	1:34:27.436							
9	2	16:33.714		...	57.167	36.273		35:41.590	26	2	3:56.563		2:24.441	57.121	35.001		1:38:23.999							
10	2	1:54.215	23.550	54.942	35.723	229.5	37:35.805	27	2	1:50.786	22.746	53.156	34.884	237.9	1:40:14.785									
11	2	1:53.273	22.981	54.071	36.221	214.3	39:29.078	28	2	2:14.217	B	22.324	52.986	58.907	233.4	1:42:29.002								
12	2	1:50.367	22.344	52.877	35.146	252.7	41:19.445																	
13	2	2:02.108	B	22.392	54.809	44.907	250.4	43:21.553																
14	2	3:14.165	1:48.013	52.580	33.572		46:35.718																	
15	2	1:46.328	22.029	50.937	33.362	241.6	48:22.046																	
16	2	1:46.614	21.176	51.971	33.467	258.0	50:08.660																	
17	2	1:47.979	21.332	53.159	33.488	253.8	51:56.639																	
18	2	1:44.553	21.376	50.319	32.858	250.9	53:41.192																	
19	2	1:45.038	21.062	50.100	33.876	258.0	55:26.230																	
20	2	1:44.150	21.683	49.686	32.781	222.5	57:10.380																	
21	2	1:57.008	B	21.065	50.398	45.545	261.0	59:07.388																
22	1	3:51.854	2:24.708	53.043	34.103		1:02:59.242																	
23	1	1:48.287	22.744	51.375	34.168	217.3	1:04:47.529																	
24	1	1:46.216	22.179	50.862	33.175	233.9	1:06:33.745																	
25	1	1:44.147	21.493	49.793	32.861	252.7	1:08:17.892																	
26	1	1:55.300	B	22.260	50.014	43.026	216.4	1:10:13.192																
27	1	13:51.064		...	50.741	32.791		1:24:04.256																
28	1	1:45.453	22.260	50.833	32.360	256.8	1:25:49.709																	
29	1	1:44.887	21.276	50.537	33.074	255.6	1:27:34.596																	
30	1	1:43.866	21.370	50.064	32.432	243.7	1:29:18.462																	
31	1	1:42.571	20.847	49.582	32.142	261.0	1:31:01.033																	
32	1	1:52.279	B	20.826	50.379	41.074	261.0	1:32:53.312																
33	3	3:15.707	1:53.250	50.105	32.352		1:36:09.019																	
34	3	1:50.152	20.861	55.545	33.746	264.2	1:37:59.171																	
35	3	1:41.980	20.863	49.019	32.098	261.7	1:39:41.151																	
36	3	1:42.398	20.658	48.645	33.095	267.4	1:41:23.549																	
37	3	2:21.099	B	25.753	59.176	56.170	192.3	1:43:44.648																

70 AF Corse		Ferrari F458 Italia						
1.François PERRODO		LMGTE						
2.Emmanuel COLLARD		3.Yannick MALLEGOL						
1	2	2:57.598	1:21.872	58.918	36.808		2:57.598	
2	2	1:52.708	23.679	53.992	35.037	211.4	4:50.306	
3	2	1:50.021	22.613	52.738	34.670	241.6	6:40.327	
4	2	1:49.328	22.670	52.571	34.087	247.6	8:29.655	
5	2	1:50.782	22.766	53.366	34.650	252.7	10:20.437	
6	2	1:50.292	22.530	53.123	34.639	246.4	12:10.729	
7	2	2:00.984	B	23.262	53.921	43.801	248.7	14:11.713
8	3	4:02.843	2:27.787	58.874	36.182		18:14.556	
9	3	1:55.680	23.593	56.168	35.919	215.2	20:10.236	
10	3	2:09.660	B	23.505	58.543	47.612	220.8	22:19.896
11	2	13:23.754		...	58.656	36.400		35:43.650
12	2	1:54.136	23.793	55.028	35.315	194.3	37:37.786	
13	2	1:55.663	23.950	55.222	36.491	197.8	39:33.449	
14	2	1:53.282	23.230	54.251	35.801	218.6	41:26.731	
15	2	2:02.117	B	23.764	55.208	43.145	221.6	43:28.848
16	2	4:15.544	2:52.761	50.638	32.145			47:44.392
17	2	1:42.520	21.778	48.884	31.858	253.2	49:26.912	
18	2	1:41.417	20.940	48.807	31.670	257.4	51:08.329	
19	2	1:43.619	21.499	49.654	32.466	254.4	52:51.948	
20	2	1:41.349	20.941	48.554	31.854	261.7	54:33.297	
21	2	1:41.465	20.752	48.840	31.873	263.5	56:14.762	
22	2	1:40.714	20.634	48.157	31.923	261.0	57:55.476	
23	2	1:49.207	B	21.675	48.498	39.034	261.0	59:44.683
24	1	4:19.981	2:55.161	51.312	33.508			1:04:04.664
25	1	1:45.221	21.474	50.680	33.067	237.4	1:05:49.885	
26	1	1:44.074	21.504	49.948	32.622	244.8	1:07:33.959	
27	1	1:44.133	21.300	50.354	32.479	252.1	1:09:18.092	
28	1	2:14.327	B	26.061	51.549	56.717	156.9	1:11:32.419
29	3	13:01.817		...	1:03.929	36.554		1:24:34.236
30	3	1:53.948	24.052	55.150	34.746	222.1	1:26:28.184	
31	3	1:49.797	23.003	51.391	35.403	226.7	1:28:17.981	
32	3	1:49.390	23.546	51.933	33.911	219.0	1:30:07.371	
33	3	1:45.381	22.001	50.336	33.044	242.1	1:31:52.752	
34	3	1:44.509	21.884	50.031	32.594	232.4	1:33:37.261	
35	3	1:43.734	21.421	49.620	32.693	249.8	1:35:20.995	
36	3	1:43.962	22.025	49.693	32.244	232.9	1:37:04.957	
37	3	1:43.306	21.344	49.239	32.723	250.4	1:38:48.263	
38	3	1:42.493	21.186	49.262	32.045	251.5	1:40:30.756	
39	3	2:09.596	B	21.015	52.992	55.589	256.2	1:42:40.352

67 IMSA Performance Matmut		Porsche 911 GT3 RSR						
1.Erik MARIS		LMGTE						
2.Jean-Marc MERLIN		3.Eric HELARY						
1	3	2:29.960	51.371	1:02.405	36.184		2:29.960	
2	3	1:49.987	22.723	53.362	33.902	244.8	4:19.947	
3	3	1:49.536	22.585	52.850	34.101	244.3	6:09.483	
4	3	1:49.793	22.476	52.790	34.527	254.4	7:59.276	
5	3	2:08.174	B	23.360	57.783	47.031	252.7	10:07.450
6	1	5:14.974	3:32.579	1:04.747	37.648			15:22.424
7	1	2:04.266	24.426	1:01.541	38.299	219.0	17:26.690	
8	1	2:00.943	24.548	1:00.121	36.274	214.3	19:27.633	
9	1	2:12.083	B	23.725	58.255	50.103	234.4	21:39.716
10	2	28:16.259		...	1:05.883	40.220		49:55.975
11	2	2:00.597	24.757	58.525	37.315	210.6	51:56.572	
12	2	1:59.019	24.460	57.557	37.002	196.0	53:55.591	
13	2	2:12.377	B	24.252	57.338	50.787	216.9	56:07.968
14	3	3:39.946	2:10.221	53.419	36.306			59:47.914
15	3	1:42.901	21.175	49.151	32.575	261.0	1:01:30.815	
16	3	1:47.160	21.110	50.119	35.931	253.2	1:03:17.975	
17	3	1:57.696	B	21.892	51.747	44.057	261.7	1:05:15.671
18	1	3:34.529	1:58.506	58.529	37.494			1:08:50.200
19	1	2:11.230	B	25.076	57.017	49.137	213.9	1:11:01.430
20	1	14:05.578		...	56.825	35.472		1:25:07.008
21	1	1:51.650	22.798	54.160	34.692	239.0	1:26:58.658	
22	1	1:50.868	22.253	53.463	35.152	254.4	1:28:49.526	
23	1	1:50.523	22.424	53.937	34.162	225.7	1:30:40.049	

71 SMP Racing		Ferrari F458 Italia GT3						
1.Kirill LADYGIN		GTC						
2.Aleksey BASOV		3.Luca PERSIANI						
1	3	4:21.999	2:49.250	56.136	36.613		4:21.999	
2	3	1:52.635	23.046	54.335	35.254	255.0	6:14.634	
3	3	1:53.477	23.187	54.818	35.472	258.0	8:08.111	
4	3	2:05.532	B	23.526	55.113	46.893	249.8	10:13.643
5	3	4:47.607	3:16.208	55.687	35.712			15:01.250
6	3	2:10.988	B	23.305	56.813	50.870	244.8	17:12.238
7	3	20:12.975		...	56.959	37.605		37:25.213



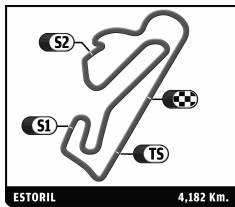
EUROPEAN LE MANS SERIES

4 HOURS OF ESTORIL

Free Practice 1

Sector Analysis

Personal Best							Session Best							B Crossing the finish line in pit lane									
Lap	D	Time	Sector 1	Sector 2	Sector 3	T. Spd	Elapsed	Lap	D	Time	Sector 1	Sector 2	Sector 3	T. Spd	Elapsed	Lap	D	Time	Sector 1	Sector 2	Sector 3	T. Spd	Elapsed
72 SMP Racing Ferrari F458 Italia 1. Andrea BERTOLINI 3. Sergey ZLOBIN LMGTE 2. Viktor SHAITAR																							
8	3	2:06.819	26.410	1:00.002	40.407	190.3	39:32.032	8	2	2:05.341 B	24.609	55.769	44.963	244.3	18:46.002	8	3	2:06.819	26.410	1:00.002	40.407	190.3	39:32.032
9	3	2:15.640 B	27.326	1:00.807	47.507	190.3	41:47.672	9	2	16:25.609	...	53.191	35.924	...	35:11.611	9	3	2:15.640 B	27.326	1:00.807	47.507	190.3	41:47.672
10	2	4:13.582	2:43.937	54.044	35.601	...	46:01.254	10	2	1:51.424	23.593	52.814	35.017	215.6	37:03.035	10	2	4:13.582	2:43.937	54.044	35.601	...	46:01.254
11	2	1:53.979	23.425	54.158	36.396	228.1	47:55.233	11	2	1:50.009	22.772	52.434	34.803	255.0	38:53.044	11	2	1:53.979	23.425	54.158	36.396	228.1	47:55.233
12	2	1:55.313	23.788	55.667	35.858	240.5	49:50.546	12	2	2:03.368 B	24.469	54.495	44.404	249.2	40:56.412	12	2	1:55.313	23.788	55.667	35.858	240.5	49:50.546
13	2	1:54.011	23.551	54.432	36.028	227.6	51:44.557	13	3	4:23.568	2:52.165	55.468	35.935	...	45:19.980	13	2	1:54.011	23.551	54.432	36.028	227.6	51:44.557
14	2	2:01.190 B	23.291	54.850	43.049	245.3	53:45.747	14	3	1:52.574	23.083	54.192	35.299	250.4	47:12.554	14	2	2:01.190 B	23.291	54.850	43.049	245.3	53:45.747
15	1	9:28.525	7:59.435	53.942	35.148	...	1:03:14.272	15	3	1:53.280	23.539	53.941	35.800	258.6	49:05.834	15	1	9:28.525	7:59.435	53.942	35.148	...	1:03:14.272
16	1	1:50.054	22.498	52.738	34.818	251.5	1:05:04.326	16	3	1:54.293	22.923	55.071	36.299	248.1	51:00.127	16	1	1:50.054	22.498	52.738	34.818	251.5	1:05:04.326
17	1	1:50.384	22.662	52.986	34.736	256.2	1:06:54.710	17	3	2:01.868 B	22.782	53.945	45.141	247.6	53:01.995	17	1	1:50.384	22.662	52.986	34.736	256.2	1:06:54.710
18	1	2:06.110 B	23.147	54.180	48.783	241.6	1:09:00.820	18	1	2:06.110 B	23.147	54.180	48.783	241.6	1:09:00.820	18	1	2:06.110 B	23.147	54.180	48.783	241.6	1:09:00.820
19	1	15:51.376	...	57.808	38.913	...	1:24:52.196	19	1	15:51.376	...	57.808	38.913	...	1:24:52.196	19	1	15:51.376	...	57.808	38.913	...	1:24:52.196
20	1	1:50.587	22.553	53.441	34.593	239.0	1:26:42.783	20	1	1:50.587	22.553	53.441	34.593	239.0	1:26:42.783	20	1	1:50.587	22.553	53.441	34.593	239.0	1:26:42.783
21	1	2:03.608 B	23.187	54.720	45.701	228.1	1:28:46.391	21	1	2:03.608 B	23.187	54.720	45.701	228.1	1:28:46.391	21	1	2:03.608 B	23.187	54.720	45.701	228.1	1:28:46.391
75 Prosper Competition Porsche GT3 R 1. Max VAN SPLUNTEREN 3. Maxime SOULET 2. Gilles VANNELET GTC																							
1	3	2:31.043 B	46.960	56.331	47.752	...	2:31.043	1	3	2:31.043 B	46.960	56.331	47.752	...	2:31.043	1	3	2:31.043 B	46.960	56.331	47.752	...	2:31.043
2	3	5:06.233	3:34.592	55.802	35.839	...	7:37.276	2	3	5:06.233	3:34.592	55.802	35.839	...	7:37.276	2	3	5:06.233	3:34.592	55.802	35.839	...	7:37.276
3	3	2:04.953 B	24.119	55.992	44.842	239.5	9:42.229	3	3	2:04.953 B	24.119	55.992	44.842	239.5	9:42.229	3	3	2:04.953 B	24.119	55.992	44.842	239.5	9:42.229
4	3	26:34.446	...	51.630	33.102	...	36:16.675	4	3	26:34.446	...	51.630	33.102	...	36:16.675	4	3	26:34.446	...	51.630	33.102	...	36:16.675
5	3	1:45.328	22.520	50.093	32.715	256.2	38:02.003	5	3	1:45.328	22.520	50.093	32.715	256.2	38:02.003	5	3	1:45.328	22.520	50.093	32.715	256.2	38:02.003
6	3	1:45.136	22.175	50.026	32.935	251.5	39:47.139	6	3	1:45.136	22.175	50.026	32.935	251.5	39:47.139	6	3	1:45.136	22.175	50.026	32.935	251.5	39:47.139
7	3	1:45.667	22.106	50.386	33.175	234.4	41:32.806	7	3	1:45.667	22.106	50.386	33.175	234.4	41:32.806	7	3	1:45.667	22.106	50.386	33.175	234.4	41:32.806
8	3	1:45.121	21.335	51.074	32.712	260.4	43:17.927	8	3	1:45.121	21.335	51.074	32.712	260.4	43:17.927	8	3	1:45.121	21.335	51.074	32.712	260.4	43:17.927
9	3	1:44.878	22.274	49.972	32.632	235.9	45:02.805	9	3	1:44.878	22.274	49.972	32.632	235.9	45:02.805	9	3	1:44.878	22.274	49.972	32.632	235.9	45:02.805
10	3	1:43.639	21.418	49.763	32.458	249.8	46:46.444	10	3	1:43.639	21.418	49.763	32.458	249.8	46:46.444	10	3	1:43.639	21.418	49.763	32.458	249.8	46:46.444
11	3	1:43.205	21.266	49.606	32.333	261.7	48:29.649	11	3	1:43.205	21.266	49.606	32.333	261.7	48:29.649	11	3	1:43.205	21.266	49.606	32.333	261.7	48:29.649
12	3	1:43.298	21.246	49.371	32.681	261.0	50:12.947	12	3	1:43.298	21.246	49.371	32.681	261.0	50:12.947	12	3	1:43.298	21.246	49.371	32.681	261.0	50:12.947
13	3	1:51.372 B	21.693	50.049	39.630	262.3	52:04.319	13	3	1:51.372 B	21.693	50.049	39.630	262.3	52:04.319	13	3	1:51.372 B	21.693	50.049	39.630	262.3	52:04.319
14	1	5:02.167	3:32.463	52.557	37.147	...	57:06.486	14	1	5:02.167	3:32.463	52.557	37.147	...	57:06.486	14	1	5:02.167	3:32.463	52.557	37.147	...	57:06.486
15	1	1:49.161	22.312	51.656	35.193	219.9	58:55.647	15	1	1:49.161	22.312	51.656	35.193	219.9	58:55.647	15	1	1:49.161	22.312	51.656	35.193	219.9	58:55.647
16	1	1:44.982	21.891	50.264	32.827	234.4	1:00:40.629	16	1	1:44.982	21.891	50.264	32.827	234.4	1:00:40.629	16	1	1:44.982	21.891	50.264	32.827	234.4	1:00:40.629
17	1	1:45.164	21.391	50.693	33.080	253.8	1:02:25.793	17	1	1:45.164	21.391	50.693	33.080	253.8	1:02:25.793	17	1	1:45.164	21.391	50.693	33.080	253.8	1:02:25.793
18	1	1:45.802	22.036	49.782	33.984	255.0	1:04:11.595	18	1	1:45.802	22.036	49.782	33.984	255.0	1:04:11.595	18	1	1:45.802	22.036	49.782	33.984	255.0	1:04:11.595
19	1	1:45.450	22.155	50.029	33.266	240.0	1:05:57.045	19	1	1:45.450	22.155	50.029	33.266	240.0	1:05:57.045	19	1	1:45.450	22.155	50.029	33.266	240.0	1:05:57.045
20	1	1:47.006	23.076	51.055	32.875	249.8	1:07:44.051	20	1	1:47.006	23.076	51.055	32.875	249.8	1:07:44.051	20	1	1:47.006	23.076	51.055	32.875	249.8	1:07:44.051
21	1	1:44.501	21.005	49.941	33.555	261.7	1:09:28.552	21	1	1:44.501	21.005	49.941	33.555	261.7	1:09:28.552	21	1	1:44.501	21.005	49.941	33.555	261.7	1:09:28.552
22	1	2:08.653 B	22.507	52.248	53.898	231.9	1:11:37.205	22	1	2:08.653 B	22.507	52.248	53.898	231.9	1:11:37.205	22	1	2:08.653 B	22.507	52.248	53.898	231.9	1:11:37.205
23	2	13:15.419	...	56.478	38.854	...	1:24:52.624	23	2	13:15.419	...	56.478	38.854	...	1:24:52.624	23	2	13:15.419	...	56.478	38.854	...	1:24:52.624
24	2	1:53.074	23.771	54.294	35.009	210.2	1:26:45.698	24	2	1:53.074	23.771	54.294	35.009	210.2	1:26:45.698	24	2	1:53.074	23.771	54.294	35.009	210.2	1:26:45.698
25	2	1:48.601	22.522	51.915	34.164	252.1	1:28:34.299	25	2	1:48.601	22.522	51.915	34.164	252.1	1:28:34.299	25	2	1:48.601	22.522	51.915	34.164	252.1	1:28:34.299
26	2	1:49.496	23.552	51.525	34.419	228.5	1:30:23.795	26	2	1:49.496	23.552	51.525	34.419	228.5	1:30:23.795	26	2	1:49.496	23.552	51.525	34.419	228.5	1:30:23.795
27	2	1:46.511	22.021	50.414	34.076	242.1	1:32:10.306	27	2	1:46.511	22.021	50.414	34.076	242.1	1:32:10.306	27	2	1:46.511	22.021	50.414	34.076	242.1	1:32:10.306
28	2	1:50.987	22.021	52.496	36.470	254.4	1:34:01.293	28	2	1:50.987	22.021	52.496	36.470	254.4	1:34:01.293	28	2	1:50.987	22.021	52.496	36.470	254.4	1:34:01.293
29	2	1:46.455	21.701	51.447	33.307	257.4	1:35:47.748	29	2	1:46.455	21.701	51.447	33.307	257.4	1:35:47.748	29	2	1:46.455	21.701	51.447	33.307	257.4	1:35:47.748
30	2	1:46.172	22.573	50.668	32.931	256.2	1:37:33.920	30	2	1:46.172	22.573	50.668	32.931	256.2	1:37:33.920	30	2	1:46.172	22.573	50.668	32.931	256.2	1:37:33.920
31	2	1:45.023	21.199	50.631	33.193	255.6	1:39:18.943	31	2	1:45.023	21.199	50.631	33.193	255.6	1:39:18.943	31	2	1:45.023	21.199	50.631	33.193	255.6	1:39:18.943
32	2	4:01.537 B	21.145	50.297	2:50.095	257.4	1:43:20.480	32	2	4:01.537 B	21.145	50.297	2:50.095	257.4	1								



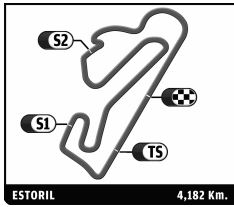
EUROPEAN LE MANS SERIES

4 HOURS OF ESTORIL

Free Practice 1

Sector Analysis

								■ Personal Best ■ Session Best ■ B Crossing the finish line in pit lane							
Lap	D	Time	Sector 1	Sector 2	Sector 3	T. Spd	Elapsed	Lap	D	Time	Sector 1	Sector 2	Sector 3	T. Spd	Elapsed
10	3	1:54.933	24.256	54.023	36.654	231.9	38:11.143	28	2	1:46.694	22.170	51.481	33.043	252.7	1:26:00.547
11	3	2:07.800 B	24.269	53.812	49.719	220.8	40:18.943	29	2	1:46.709	22.434	50.863	33.412	242.6	1:27:47.256
12	3	3:16.556	1:40.953	58.607	36.996		43:35.499	30	2	1:45.563	21.821	50.702	33.040	252.1	1:29:32.819
13	3	1:51.012	22.737	51.894	36.381	248.7	45:26.511	31	2	1:46.572	21.846	51.375	33.351	253.2	1:31:19.391
14	3	1:54.567	24.369	55.469	34.729	233.9	47:21.078	32	2	1:45.298	22.064	50.625	32.609	252.7	1:33:04.689
15	3	1:47.788	22.055	51.933	33.800	258.6	49:08.866	33	2	1:45.420	21.643	50.810	32.967	252.7	1:34:50.109
16	3	1:49.524	22.172	52.218	35.134	226.7	50:58.390	34	2	1:44.466	21.487	50.156	32.823	255.0	1:36:34.575
17	3	1:47.391	21.914	51.793	33.684	233.9	52:45.781	35	2	1:46.253	21.756	50.905	33.592	257.4	1:38:20.828
18	3	1:45.749	21.519	50.669	33.561	241.1	54:31.530	36	2	1:45.350	21.917	50.357	33.076	255.0	1:40:06.178
19	3	1:48.685	21.619	52.551	34.515	250.9	56:20.215	37	2	1:57.168 B	21.710	51.359	44.099	255.6	1:42:03.346
20	3	1:48.261	22.060	52.324	33.877	242.1	58:08.476	<div style="border: 1px solid black; padding: 5px;"> 80 Kessel Racing Ferrari F458 Italia 1. Michael BRONISZEWSKI LMGTE 2. Giacomo PICCINI <hr/> 1 1 2:36.756 48.391 1:08.244 40.121 2:36.756 2 1 2:13.041 B 29.261 57.773 46.007 230.5 4:49.797 3 1 4:19.279 2:38.666 1:04.616 35.997 9:09.076 4 1 1:54.157 23.503 55.311 35.343 239.5 11:03.233 5 1 2:05.088 B 23.269 56.464 45.355 238.4 13:08.321 6 1 5:30.664 4:00.437 54.386 35.841 18:38.985 7 1 1:52.357 23.256 54.005 35.096 235.9 20:31.342 8 1 2:18.211 B 23.792 1:02.579 51.840 237.4 22:49.553 9 2 13:01.066 ... 1:01.228 34.825 35:50.619 10 2 1:50.566 23.573 52.861 34.132 199.6 37:41.185 11 2 1:51.148 23.125 53.061 34.962 212.3 39:32.333 12 2 1:53.985 23.124 53.961 36.900 237.9 41:26.318 13 2 1:50.654 23.124 52.409 35.121 224.4 43:16.972 14 2 1:50.549 22.860 53.102 34.587 239.0 45:07.521 15 2 2:04.821 B 23.820 54.708 46.293 212.7 47:12.342 16 2 3:20.407 1:54.256 51.926 34.225 50:32.749 17 2 1:44.494 22.031 50.036 32.427 239.5 52:17.243 18 2 1:45.253 21.548 51.000 32.705 249.2 54:02.496 19 2 1:42.230 20.985 49.090 32.155 254.4 55:44.726 20 2 1:42.467 20.943 48.906 32.618 258.0 57:27.193 21 2 1:41.718 20.917 48.828 31.973 264.2 59:08.911 22 2 1:45.614 20.798 49.172 35.644 262.9 1:00:54.525 23 2 1:41.142 20.654 48.616 31.872 262.3 1:02:35.667 24 2 1:59.290 B 21.876 51.986 45.428 264.8 1:04:34.957 25 1 3:34.913 2:10.867 50.629 33.417 1:08:09.870 </div>							
21	3	2:19.596 B	22.188	51.706	1:05.702	250.9	1:00:28.072								
22	2	3:43.764	2:21.164	50.203	32.397		1:04:11.836								
23	2	1:45.294	22.721	49.798	32.775	259.2	1:05:57.130								
24	2	1:43.933	22.682	49.445	31.806	259.8	1:07:41.063								
25	2	1:42.648	21.294	49.358	31.996	255.6	1:09:23.711								
26	2	2:10.358 B	22.163	51.526	56.669	227.1	1:11:34.069								
27	2	12:35.957	...	52.676	32.677		1:24:10.026								
28	2	1:42.059	21.261	49.168	31.630	253.8	1:25:52.085								
29	2	1:41.550	21.105	48.820	31.625	259.2	1:27:33.635								
30	2	1:41.108	20.574	48.915	31.619	260.4	1:29:14.743								
31	2	1:42.172	20.915	49.004	32.253	267.4	1:30:56.915								
32	2	1:52.231 B	20.614	50.530	41.087	264.2	1:32:49.146								
33	1	3:35.360	2:11.279	51.142	32.939		1:36:24.506								
34	1	1:43.824	21.723	49.819	32.282	236.4	1:38:08.330								
35	1	1:43.475	22.443	49.038	31.994	259.2	1:39:51.805								
36	1	1:54.106 B	21.199	49.211	43.696	258.0	1:41:45.911								
<div style="border: 1px solid black; padding: 5px;"> 78 Team Russia By Barewell BMW Z4 GT3 1. Leonid MACHITSKI GTC 2. Timur SARDAROV 3. Jonathan COCKER </div>								1	3	2:29.124	49.961	1:02.023	37.140	2:29.124	
								2	3	2:14.088 B	26.164	1:02.767	45.157	185.8	4:43.212
								3	1	4:02.881	2:27.032	58.596	37.253		8:46.093
								4	1	1:57.695	23.898	56.511	37.286	235.9	10:43.788
								5	1	1:56.017	23.767	55.694	36.556	242.1	12:39.805
								6	1	1:55.485	23.317	55.557	36.611	247.6	14:35.290
								7	1	1:59.879	24.965	57.259	37.655	249.2	16:35.169
								8	1	1:55.992	23.845	55.250	36.897	240.0	18:31.161
								9	1	2:05.605 B	23.497	56.787	45.321	245.9	20:36.766
								10	2	15:24.330	...	1:01.262	37.735		36:01.096
								11	2	1:58.272	24.377	57.198	36.697	239.5	37:59.368
								12	2	1:57.076	24.504	56.330	36.242	243.7	39:56.444
								13	2	1:54.171	23.493	54.612	36.066	247.0	41:50.615
								14	2	2:08.293 B	24.061	56.176	48.056	237.4	43:58.908
								15	3	4:54.802	3:24.348	56.415	34.039		48:53.710
								16	3	1:47.240	23.551	50.507	33.182	217.7	50:40.950
17	3	1:44.782	22.151	49.301	33.330	241.6	52:25.732								
18	3	1:44.963	21.527	50.660	32.776	250.9	54:10.695								
19	3	1:43.196	21.494	49.288	32.414	252.7	55:53.891								
20	3	1:42.372	21.315	49.031	32.026	256.2	57:36.263								
21	3	1:53.785 B	21.332	49.273	43.180	258.0	59:30.048								
22	1	4:50.466	3:22.489	54.107	33.870		1:04:20.514								
23	1	1:47.475	22.352	51.538	33.585	227.6	1:06:07.989								
24	1	1:46.783	22.397	51.185	33.201	241.1	1:07:54.772								
25	1	1:44.899	21.761	50.234	32.904	252.1	1:09:39.671								
26	1	2:10.807 B	24.025	55.115	51.667	234.9	1:11:50.478								
27	2	12:23.375	...	53.177	33.674		1:24:13.853								



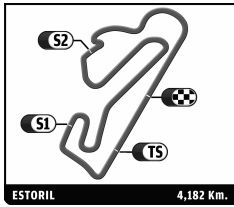
EUROPEAN LE MANS SERIES

4 HOURS OF ESTORIL

Free Practice 1

Sector Analysis

Lap	D	Time	Sector 1	Sector 2	Sector 3	T. Spd	Elapsed	Lap	D	Time	Sector 1	Sector 2	Sector 3	T. Spd	Elapsed
17	2	1:43.018	22.272	48.848	31.898	236.4	53:41.536	87 BMW Sport Trophy Marc VDS 1. Bas LEINDERS 2. Markus PALTALLA 3. Henry HASSID BMW Z4 GT3 GTC							
18	2	1:43.755	21.232	49.800	32.723	242.6	55:25.291								
19	2	1:42.357	21.068	49.459	31.830	253.8	57:07.648								
20	2	1:41.595	21.217	48.538	31.840	248.7	58:49.243								
21	2	1:41.181	20.875	48.960	31.346	256.8	1:00:30.424								
22	2	1:39.833	20.649	47.872	31.312	255.0	1:02:10.257								
23	2	1:39.961	20.696	47.835	31.430	256.8	1:03:50.218								
24	2	1:39.953	20.692	48.071	31.190	256.2	1:05:30.171								
25	2	1:48.822 B	20.757	48.621	39.444	258.0	1:07:18.993								
26	1	17:41.867	...	54.301	34.894	...	1:25:00.860								
27	1	2:12.905	43.783	54.714	34.408	242.6	1:27:13.765								
28	1	1:52.483	23.451	53.830	35.202	220.3	1:29:06.248								
29	1	1:50.796	22.723	53.610	34.463	235.9	1:30:57.044								
30	1	1:50.583	22.435	53.812	34.336	224.8	1:32:47.627								
31	1	1:49.078	22.405	52.570	34.103	249.2	1:34:36.705								
32	1	1:51.051	22.729	54.241	34.081	249.2	1:36:27.756								
33	1	1:52.870	24.515	54.452	33.903	250.9	1:38:20.626								
34	1	1:48.194	22.907	51.422	33.865	224.4	1:40:08.820								
35	1	2:01.809 B	21.993	51.707	48.109	242.1	1:42:10.629								
86 Gulf Racing UK 1. Michael WAINWRIGHT 2. Adam CARROLL 3. Ben BARKER Porsche 911 RSR LMGTE									92 Ombra Racing 1. Mario CORDONI 2. Marco ZANUTTINI 3. Andrea MONTERMINI Ferrari F458 Italia GT3 GTC						
1	2	3:32.027 B	1:50.682	56.981	44.364	...	3:32.027								
2	2	4:04.196	2:30.363	57.812	36.021	...	7:36.223								
3	2	1:59.704	25.815	57.182	36.707	211.0	9:35.927								
4	2	2:00.760	25.353	58.792	36.615	210.2	11:36.687								
5	2	2:03.887 B	24.121	56.841	42.925	224.8	13:40.574								
6	2	5:22.612	3:55.826	52.685	34.101	...	19:03.186								
7	2	1:53.587	23.696	53.505	36.386	244.8	20:56.773								
8	2	2:09.182 B	24.639	56.864	47.679	234.4	23:05.955								
9	2	13:19.434	...	51.897	33.899	...	36:25.389								
10	2	1:46.431	22.812	49.971	33.648	245.3	38:11.820								
11	2	1:44.424	22.514	49.719	32.191	240.5	39:56.244								
12	2	1:44.855	21.568	49.775	33.512	259.2	41:41.099								
13	2	1:59.467 B	22.922	54.885	41.660	250.4	43:40.566								
14	2	4:29.314	3:06.940	49.761	32.613	...	48:09.880								
15	2	1:45.989	21.322	51.295	33.372	257.4	49:55.869								
16	2	1:43.049	21.193	49.911	31.945	248.1	51:38.918								
17	2	1:54.918 B	22.408	52.332	40.178	234.9	53:33.836								
18	1	5:39.565	4:11.050	54.318	34.197	...	59:13.401								
19	1	2:16.127	45.158	55.497	35.472	241.1	1:01:29.528								
20	1	1:53.032	23.787	54.080	35.165	234.4	1:03:22.560								
21	1	1:51.259	22.796	53.440	35.023	249.8	1:05:13.819								
22	1	1:50.097	22.608	52.882	34.607	249.2	1:07:03.916								
23	1	1:49.722	22.793	51.933	34.996	249.2	1:08:53.638								
24	1	2:02.910 B	23.556	53.008	46.346	221.2	1:10:56.548								
25	1	13:59.221	...	53.674	34.063	...	1:24:55.769								
26	1	1:48.989	22.212	52.388	34.389	250.9	1:26:44.758								
27	1	1:49.197	22.614	52.294	34.289	247.0	1:28:33.955								
28	1	1:47.914	22.216	51.755	33.943	249.2	1:30:21.869								
29	1	1:47.916	22.071	51.322	34.523	252.1	1:32:09.785								
30	1	1:49.026	22.042	52.177	34.807	254.4	1:33:58.811								
31	1	1:48.722	22.574	52.277	33.871	234.9	1:35:47.533								
32	1	1:47.502	22.603	51.611	33.288	250.9	1:37:35.035								
33	1	3:58.261 B	22.759	2:46.294	49.208	253.8	1:41:33.296								
1	3	3:38.910	2:00.717	1:01.561	36.632	...	3:38.910								
2	3	1:56.792	24.250	56.073	36.469	224.8	5:35.702								
3	3	1:55.888	24.284	55.558	36.046	236.4	7:31.590								
4	3	2:09.212 B	23.775	55.616	49.821	247.0	9:40.802								
5	3	3:50.139	2:17.938	56.152	36.049	...	13:30.941								
6	3	1:54.304	23.349	55.200	35.755	254.4	15:25.245								
7	3	1:55.969	23.543	56.307	36.119	249.8	17:21.214								
8	3	2:07.299 B	24.746	57.264	45.289	242.1	19:28.513								
9	1	17:17.192	...	1:02.541	1:13.613	...	36:45.705								
10	1	2:05.863	25.563	1:02.023	38.277	225.3	38:51.568								
11	1	2:17.820 B	25.653	1:02.419	49.748	235.4	41:09.388								
12	1	3:46.791	2:02.467	1:06.553	37.771	...	44:56.179								
13	1	2:01.523	24.801	59.948	36.774	239.5	46:57.702								
14	1	1:59.481	24.732	59.282	35.467	247.0	48:57.183								



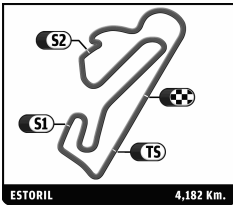
EUROPEAN LE MANS SERIES

4 HOURS OF ESTORIL

Free Practice 1

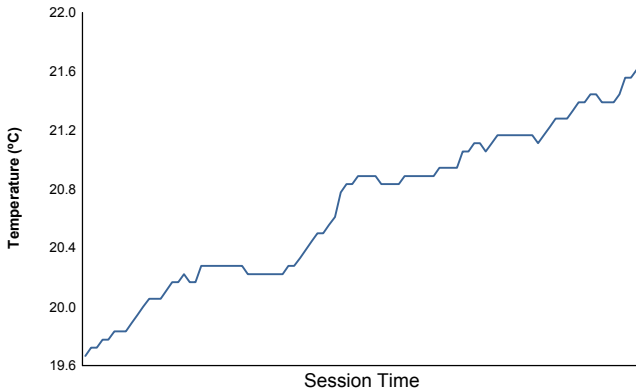
Sector Analysis

Lap	D	Time	Sector 1	Sector 2	Sector 3	T. Spd	Elapsed	Lap	D	Time	Sector 1	Sector 2	Sector 3	T. Spd	Elapsed
15	1	1:55.974	23.889	56.140	35.945	234.9	50:53.157	35	2	1:48.250 B	20.671	49.178	38.401	262.3	1:36:58.077
16	1	1:54.612	23.467	56.042	35.103	251.5	52:47.769	36	2	3:01.668	1:40.227	49.204	32.237		1:39:59.745
17	1	1:53.530	23.259	55.052	35.219	255.6	54:41.299	37	2	1:58.305 B	20.870	49.075	48.360	265.4	1:41:58.050
18	1	2:00.578 B	23.503	54.657	42.418	244.8	56:41.877	98 ART Grand Prix McLaren MP4 12C GT3							
19	1	3:55.717	2:27.212	54.644	33.861		1:00:37.594	1. Kevin KORJUS 3. Yann GOUDY GTC							
20	1	1:50.965	23.550	53.483	33.932	253.8	1:02:28.559	2. Grégoire DEMOUSTIER							
21	1	1:56.475 B	23.074	52.960	40.441	250.4	1:04:25.034	1	1	4:55.280 B	3:07.776	57.557	49.947		4:55.280
22	2	4:41.089	3:07.095	58.929	35.065		1:09:06.123	2	1	3:54.420	2:19.076	55.410	39.934		8:49.700
23	2	2:23.939 B	24.797	54.469	1:04.673	196.0	1:11:30.062	3	1	1:56.130	23.754	55.792	36.584	244.8	10:45.830
24	2	13:00.723	...	1:01.140	35.268		1:24:30.785	4	1	2:06.317 B	23.951	55.996	46.370	250.4	12:52.147
25	2	1:53.373	23.158	54.523	35.692	239.5	1:26:24.158	5	3	9:55.415 B	8:00.729	1:03.449	51.237		22:47.562
26	2	1:56.692	22.968	54.757	38.967	250.4	1:28:20.850	6	1	1:11:23.611	...	49.001	32.870		1:34:11.173
27	2	1:50.710	23.037	53.053	34.620	247.6	1:30:11.560	7	1	1:45.670	20.713	49.168	35.789	260.4	1:35:56.843
28	2	1:55.215	22.598	56.372	36.245	253.2	1:32:06.775	8	1	1:43.025	20.705	48.791	33.529	258.6	1:37:39.868
29	2	1:51.728	22.460	53.005	36.263	248.1	1:33:58.503	9	1	1:43.067	20.967	49.085	33.015	260.4	1:39:22.935
30	2	1:52.376	24.149	53.400	34.827	221.6	1:35:50.879	10	1	1:41.512	20.860	48.625	32.027	259.8	1:41:04.447
31	2	1:50.399	22.515	52.290	35.594	250.4	1:37:41.278	11	1	2:02.502 B	20.600	55.373	46.529	258.0	1:43:06.949
32	2	1:48.804	22.153	51.981	34.670	252.1	1:39:30.082	99 ART Grand Prix McLaren MP4 12C GT3							
33	2	1:50.101	22.227	52.593	35.281	259.2	1:41:20.183	1. Ricardo GONZALEZ 3. Alex BRUNDLE GTC							
34	2	2:17.480 B	24.194	1:00.428	52.858	244.8	1:43:37.663	2. Karim AJLANI							
95 AF Corse Ferrari F458 Italia GT3								1	3	4:41.307	3:03.539	58.887	38.881		4:41.307
1. Adrien DE LEENER GTC								2	3	2:01.011	24.246	58.261	38.504	239.0	6:42.318
2. Cedric SBIRAZZUOLI								3	3	2:10.274 B	24.516	59.177	46.581	236.4	8:52.592
1	2	2:57.257 B	1:04.546	1:01.585	51.126		2:57.257	4	3	7:39.761	6:06.982	56.024	36.755		16:32.353
2	2	3:25.251 B	1:43.842	56.939	44.470		6:22.508	5	3	1:56.506	23.398	56.378	36.730	252.7	18:28.859
3	2	2:15.336	41.687	56.755	36.894		8:37.844	6	3	1:58.611	23.893	57.435	37.283	249.8	20:27.470
4	2	2:00.962	24.532	58.481	37.949	233.9	10:38.806	7	3	2:17.342 B	23.338	1:00.224	53.780	253.2	22:44.812
5	2	1:56.077	23.381	56.181	36.515	243.2	12:34.883	8	1	16:55.585	...	58.568	35.939		39:40.397
6	2	1:55.184	23.319	55.525	36.340	247.6	14:30.067	9	1	1:54.264	23.612	54.478	36.174	217.3	41:34.661
7	2	1:54.419	23.297	54.851	36.271	254.4	16:24.486	10	1	1:56.290	24.272	54.800	37.218	226.7	43:30.951
8	2	1:53.660	23.431	54.480	35.749	250.4	18:18.146	11	1	1:54.934	23.839	54.685	36.410	228.5	45:25.885
9	2	1:53.476	22.897	54.454	36.125	254.4	20:11.622	12	1	1:56.894	23.955	56.854	36.085	227.1	47:22.779
10	2	2:20.795 B	24.563	59.059	57.173	237.4	22:32.417	13	1	2:01.842 B	24.040	55.177	42.625	240.5	49:24.621
11	1	13:50.676	...	1:00.841	38.197		36:23.093	14	2	8:00.890	6:21.910	1:01.208	37.772		57:25.511
12	1	1:57.753	25.333	56.296	36.124	227.1	38:20.846	15	2	1:57.648	24.132	55.931	37.585	223.9	59:23.159
13	1	2:00.618	24.473	58.338	37.807	234.4	40:21.464	16	2	1:56.473	23.657	55.081	37.735	237.4	1:01:19.632
14	1	1:54.791	23.656	55.324	35.811	242.6	42:16.255	17	2	2:08.781 B	23.950	56.274	48.557	232.4	1:03:28.413
15	1	1:54.610	22.789	56.242	35.579	254.4	44:10.865	18	3	31:15.544	...	53.542	31.995		1:34:43.957
16	1	2:01.955 B	23.512	55.890	42.553	239.5	46:12.820	19	3	1:42.293	20.738	49.112	32.443	258.0	1:36:26.250
17	1	5:08.476	3:37.351	56.707	34.418		51:21.296	20	3	1:46.284	20.539	53.270	32.475	259.8	1:38:12.534
18	1	1:47.778	22.170	52.260	33.348	242.6	53:09.074	21	3	1:43.856	20.628	51.268	31.960	259.2	1:39:56.390
19	1	1:46.811	21.893	51.371	33.547	250.9	54:55.885	22	3	1:59.881 B	20.414	49.361	50.106	259.8	1:41:56.271
20	1	1:45.940	21.808	51.360	32.772	249.2	56:41.825								
21	1	1:53.493 B	21.867	51.498	40.128	258.6	58:35.318								
22	1	4:03.085	2:37.246	53.039	32.800		1:02:38.403								
23	1	1:44.893	21.458	50.589	32.846	259.2	1:04:23.296								
24	1	1:44.835	21.653	50.594	32.588	235.9	1:06:08.131								
25	1	1:45.604	21.426	50.401	33.777	268.0	1:07:53.735								
26	1	1:43.950	21.382	50.468	32.100	259.2	1:09:37.685								
27	1	2:10.592 B	25.024	54.217	51.351	225.3	1:11:48.277								
28	2	13:05.359	...	49.926	32.435		1:24:53.636								
29	2	1:43.082	21.341	49.178	32.563	256.8	1:26:36.718								
30	2	1:42.005	20.545	49.653	31.807	258.6	1:28:18.723								
31	2	1:42.255	21.370	48.948	31.937	262.9	1:30:00.978								
32	2	1:41.786	20.736	48.951	32.099	262.9	1:31:42.764								
33	2	1:45.737	21.228	52.027	32.482	261.7	1:33:28.501								
34	2	1:41.326	20.579	48.861	31.886	262.3	1:35:09.827								

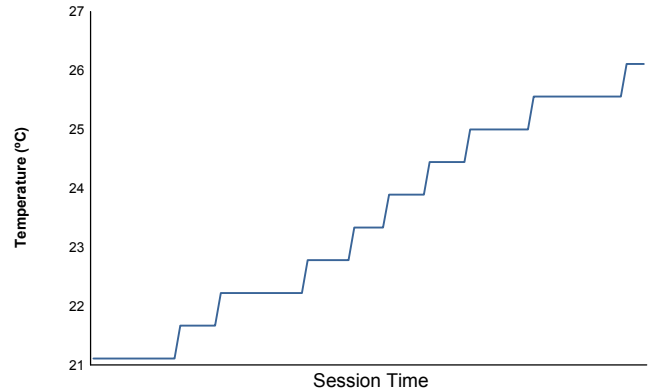


Computerised results and timing service
4 HOURS OF ESTORIL
EUROPEAN LE MANS SERIES
Free Practice 1
Weather Report

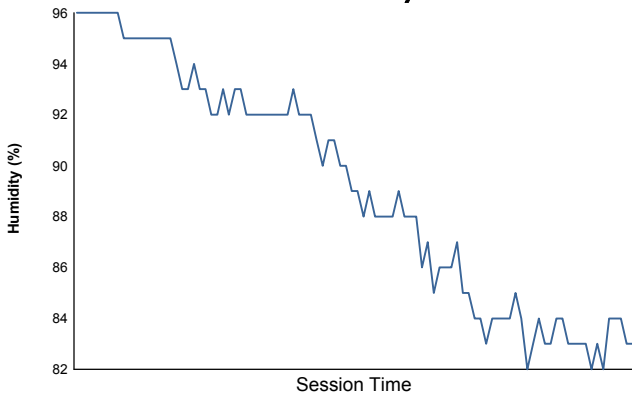
Air Temperature



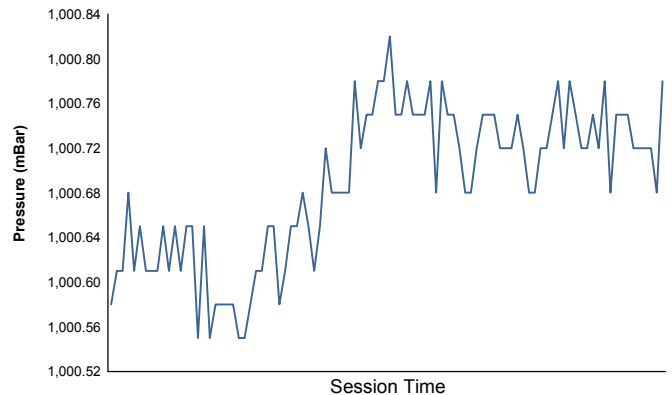
Track Temperature



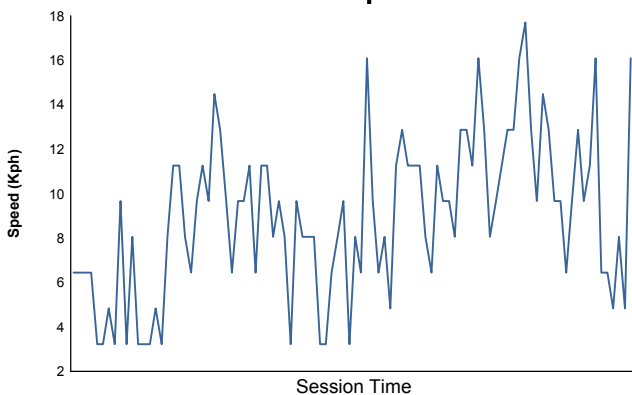
Humidity



Pressure

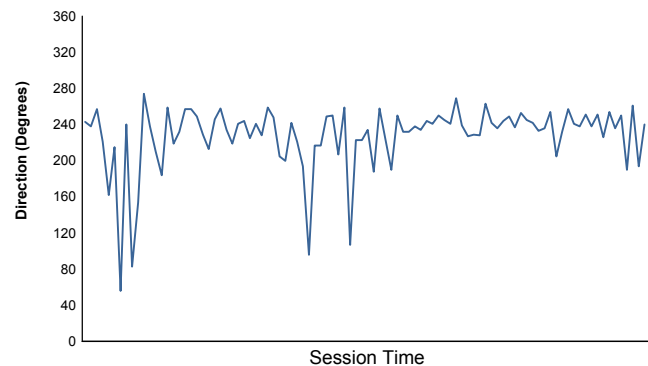


Wind Speed



Wind direction

North = 0°/360° Est = 90° South = 180° West = 270°



Track Status:

WET